



Client
Related Companies
60 Columbus Circle
New York, NY 10023
TEL: 212.801.1000 FAX: 212.801.1048

Contract Properties Group
300 Park Avenue, 17th Floor
New York, NY 10022
TEL: 212.966.7514 FAX: 212.966.7510

Architect
John Pedersen Fox Associates
11 West 42nd Street
New York, New York 10036
TEL: 212.977.6500 FAX: 212.956.2526

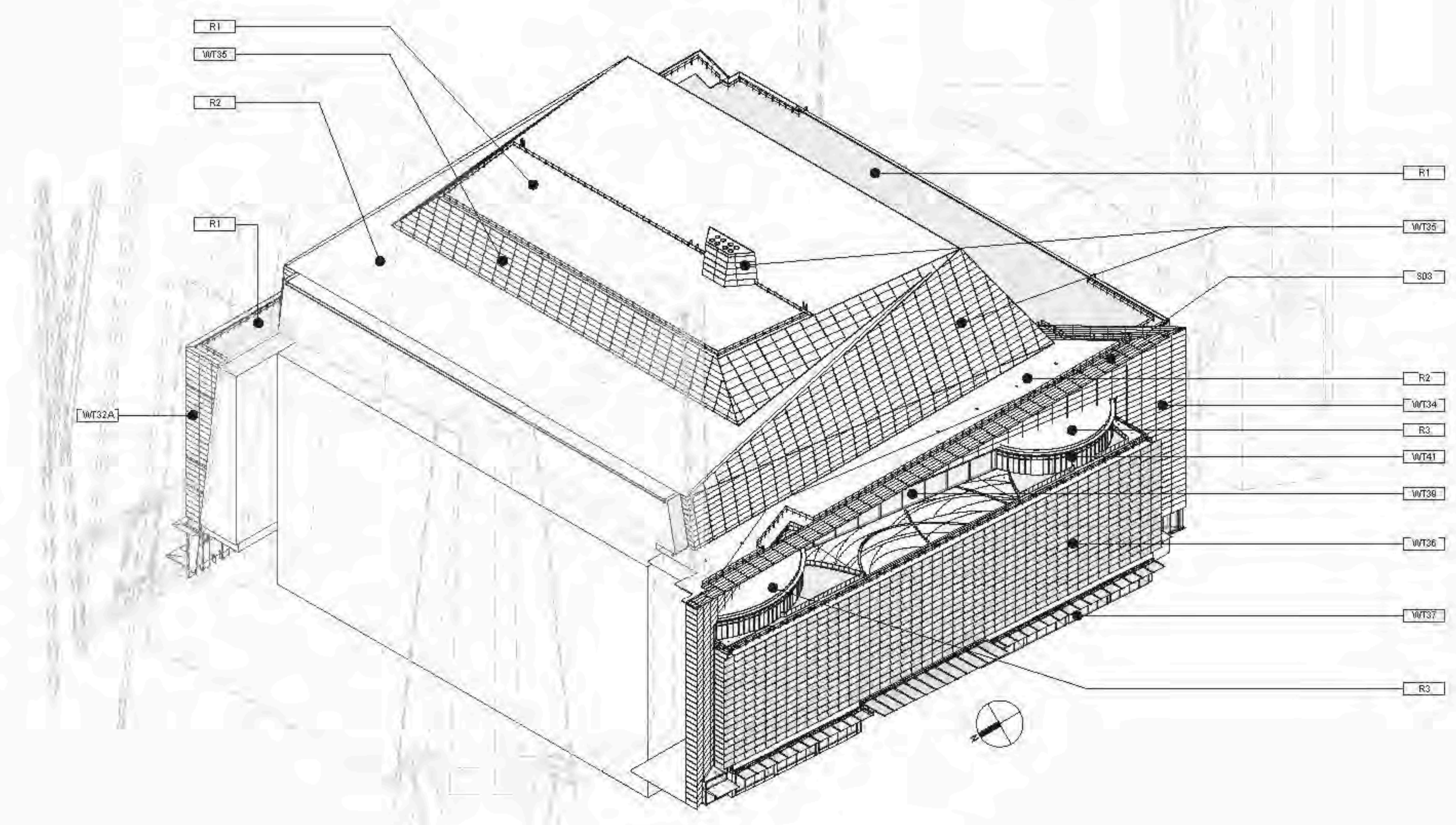
Structural Engineer
Thomson Tomasetti, Inc.
21 Madison Avenue
New York, New York 10010
TEL: 917.661.7800 FAX: 718.661.7801

Mechanical, Electrical, Plumbing, Fire Protection
Janis Baum & Bolles Consulting Engineers
80 Pine Street
New York, NY 10038
TEL: 212.530.9300 FAX: 212.269.5894

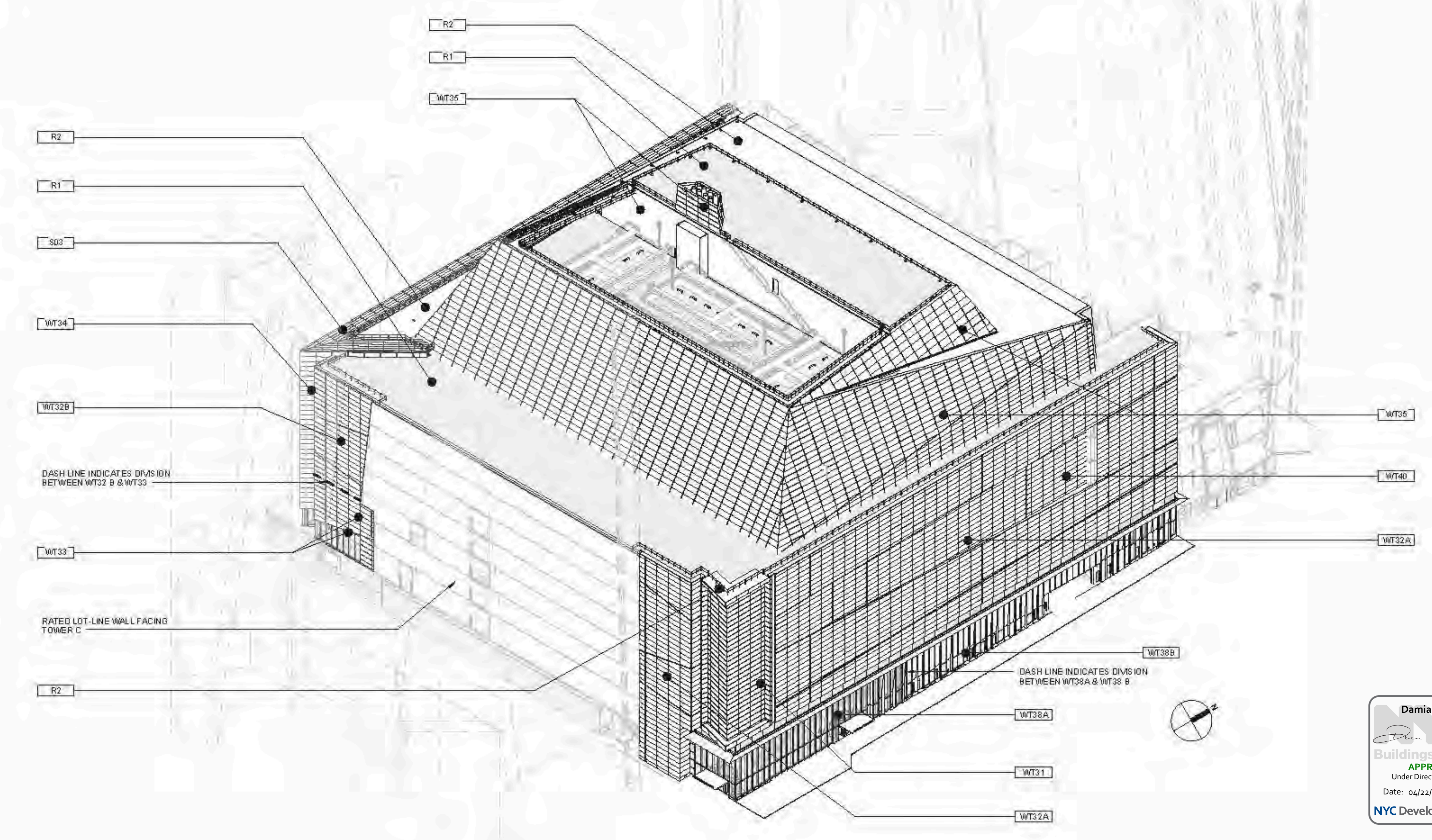
Retail Interior Planning & Design
Ellis + Mandel
300 A Street
Boston, MA 02210
TEL: 617.426.1300

EXTERIOR WALLS/OFFIT TYPE SCHEDULE		
Wall Types	Name	Wall Description
EXTERIOR CANOPY/OFFIT TYPES		
S03	Metal Panel Soffit at Brow	Above West Podium Terrace Floor 06
PODIUM WALL TYPES		
WT31	Specialty Enclosure	Southeast Vitrine
WT32A	Perforated & Dimpled Metal Panel	East Facade
WT32B	Perforated & Dimpled Metal Panel	Southwest Facade
WT33	Perforated & Dimpled Metal Panel - Operable, Hinged Panels Anchored to Storefront	Southwest Facade
WT34	Perforated & Dimpled Metal Panel	West Facade
WT34B	Perforated Metal Panel with Glass	Southwest Facade
WT35	Perforated & Dimpled Metal Panel	Overbuild Facade
WT36	West Art Wall	West Facade
WT37	Retail Storefront	West Facade
WT38A	Glass & Metal Storefront	Double Height South-East Entrance Lobby, Grid Line 1-B
WT38B	Glass & Metal Storefront	Opaque East Storefront, Grid Line 6-14
WT39	Terrace Storefront	Specialty Glazing, Glass Storefront West
WT40	Specialty Glazing - 10th Avenue Window	East Facade Levels 04-06
WT41	Terrace Storefront	Terrace Restaurant Enclosure

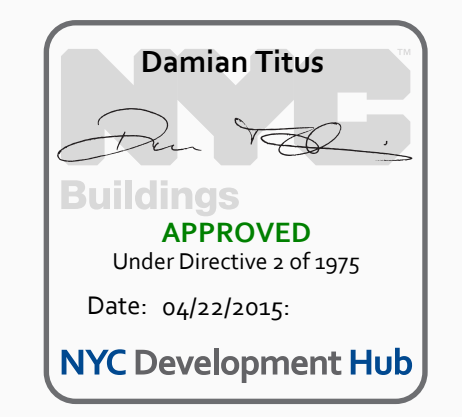
- RETAIL PODIUM ROOF LEGEND**
- MEMBRANE TYPES:**
- R1: THREE-PLY MODIFIED BITUMEN INVERTED ROOF MEMBRANE ASSEMBLY WITH WATERPROOFING CAP SHEET, INSULATION, AND CONCRETE ROOF PAVERS, NR 09-1 SYSTEM, 07216 SPEC.
 - R2: TWO-PLY MODIFIED BITUMEN ROOF MEMBRANE ASSEMBLY WITH COPPOSED COLD, FLUID APPLIED MEMBRANE COATING, GUSTOM COLOR WITH AGGREGATE SURFACING, 07216 SPEC.
 - R0: TWO PLY, INSULATED, MODIFIED BITUMEN ROOF MEMBRANE ASSEMBLY WITH COPPOSED COLD, FLUID APPLIED MEMBRANE COATING ON MTL DECK, 07216 SPEC.
- TRC1:** COLD, FLUID APPLIED PEDESTRIAN TRAFFIC COATING, 07180 SPEC.
- TRC2:** COLD, FLUID APPLIED VEHICULAR TRAFFIC COATING, 07180 SPEC.
- ROOF NOTES:**
- ROOFING SHALL BE AN UNDERWRITERS LABORATORY (UL) CLASS A ASSEMBLY
 - ROOFS SHALL BE INSTALLED TO RESIST WIND UP LIFT PRESSURES DETERMINED BY RWI CONSULTING ENGINEERS & SCIENTIST WIND TUNNEL TESTING AS DOCUMENTED IN THEIR REPORT DATED APRIL 25, 2014
 - ALL ROOF EDGES AND COPINGS SHALL BE TESTED BY THE CONTRACTOR TO COMPLY WITH ANALYSIS AS REQUIRED BY THE NEW YORK CITY BUILDING CODE




2 WALL TYPE AXON - NW CORNER
SCALE:



1 WALL TYPE AXON - SE CORNER
SCALE:



D.O.B. BUILDING PERMIT PLDNO 120020H




HYE - TA - A2-0060
RETAIL PODIUM WALL TYPE SHEET

Drawing Number
A2-0060
Sheet Drawing Number
A-288.00
SHEET 182 OF 500

12/09/2014 10:46:23 AM C:\P786461778_HYE_PD_PFE\EXT_261416_D-20_Building.nct

- 01. SEE DRAWING A4-1011 FOR PARTITION SCHEDULE AND SYMBOL DESCRIPTION.
- 02. SEE SPECIFICATION FOR COMPLIANCE EQUIPMENT SCHEDULE AND DRAWING A4-1011 FOR STAIR SCHEDULE AND STAIR COMPONENT TYPES.
- 03. SLOPING GRIDLINES ARE INDICATED THUSLY:
 - 1
 - 2
 - 3
 - 4
 - 5
 - 6
 - 7
 - 8
 - 9
 - 10
 - 11
- 04. FIRE-RATED PARTITIONS ARE INDICATED:
 - 1-HOUR
 - 2-HOUR
 - 3-HOUR
- 05. FOR TOWER A SPECIFIC INFORMATION IN SECTIONS D1 & D2, REFER TO AI-SERIES DWG'S SHOWING N03A AND D6A. FOR RETAIL PODIUM-SPECIFIC INFORMATION IN SECTIONS D3 & D4, REFER TO AI-SERIES DWG'S SHOWING N03A AND D6A.
- 06. ALL FIRE STAIRS ENCLOSURES IN SECTIONS D1, D2, D3A, D4, D5 AND D6A CONSIST OF 2-HOUR MASONRY U.O.M. INDICATED THUSLY:
 - M-2
 - M-3
 - M-4
 - M-5
 - M-6
 - M-7
 - M-8
 - M-9
 - M-10
 - M-11
- 07. INTAKE AND EXHAUST SHAFT ENCLOSURES SUPPORTING PLATFORM SPACES CONSIST OF 2-HOUR MASONRY INDICATED THUSLY:
 - M-2
 - M-3
 - M-4
 - M-5
 - M-6
 - M-7
 - M-8
 - M-9
 - M-10
 - M-11
- 08. 2-HR RATED INTERIOR SEPARATION FOR INITIAL T.C.O. BETWEEN TOWER AND RETAIL PODIUM IS INDICATED THUSLY:
 - TA
 - PD
- 09. REFER TO A4-1001 THROUGH A4-1004 SERIES DWG'S FOR EXTERIOR SCOPE SEPARATION BETWEEN TA AND PD.
- 09. ELEVATOR SILLS, STAIR LANDINGS, AND SERVICE ELEVATOR LOBBIES SHALL ALIGN WITH THE TOP OF FINISH FLOOR U.O.M.
- 10. REFER TO A4-SERIES FINISH PLANS FOR CONCRETE TOPPING SLAB, EQUIPMENT PADS, CURBS, FLOOR COATINGS, AND WALL PROTECTION.
- 11. REFER TO A4-SERIES FOR CORE & SHELL CEILING ASSEMBLIES AND ENCLOSED OVERHEAD MECH SHEET OFFSETS.
- 12. REFER TO A4-SERIES FOR ALL EDGE OF STRUCTURAL SLAB DIMENSIONS.
- 13. INSULATION, SEE BUILDING SECTIONS FOR INFO, SEE FINISH SCHEDULE FOR TYPE.
- 14. PARTITIONS SHOWN WITHOUT SET-OUT DIMENSIONS AND LOCATED AT A GRIDLINE ARE TO BE LOCATED THUSLY:
 - FACE-ALIGNED
 - CENTERED

HUDSON YARDS - RETAIL PODIUM AND TOWER A
 500 WEST 33RD STREET
 New York, NY



Client
 Related Companies
 40 Columbus Circle
 New York, NY 10023
 TEL: 212.801.1000 FAX: 212.801.1048

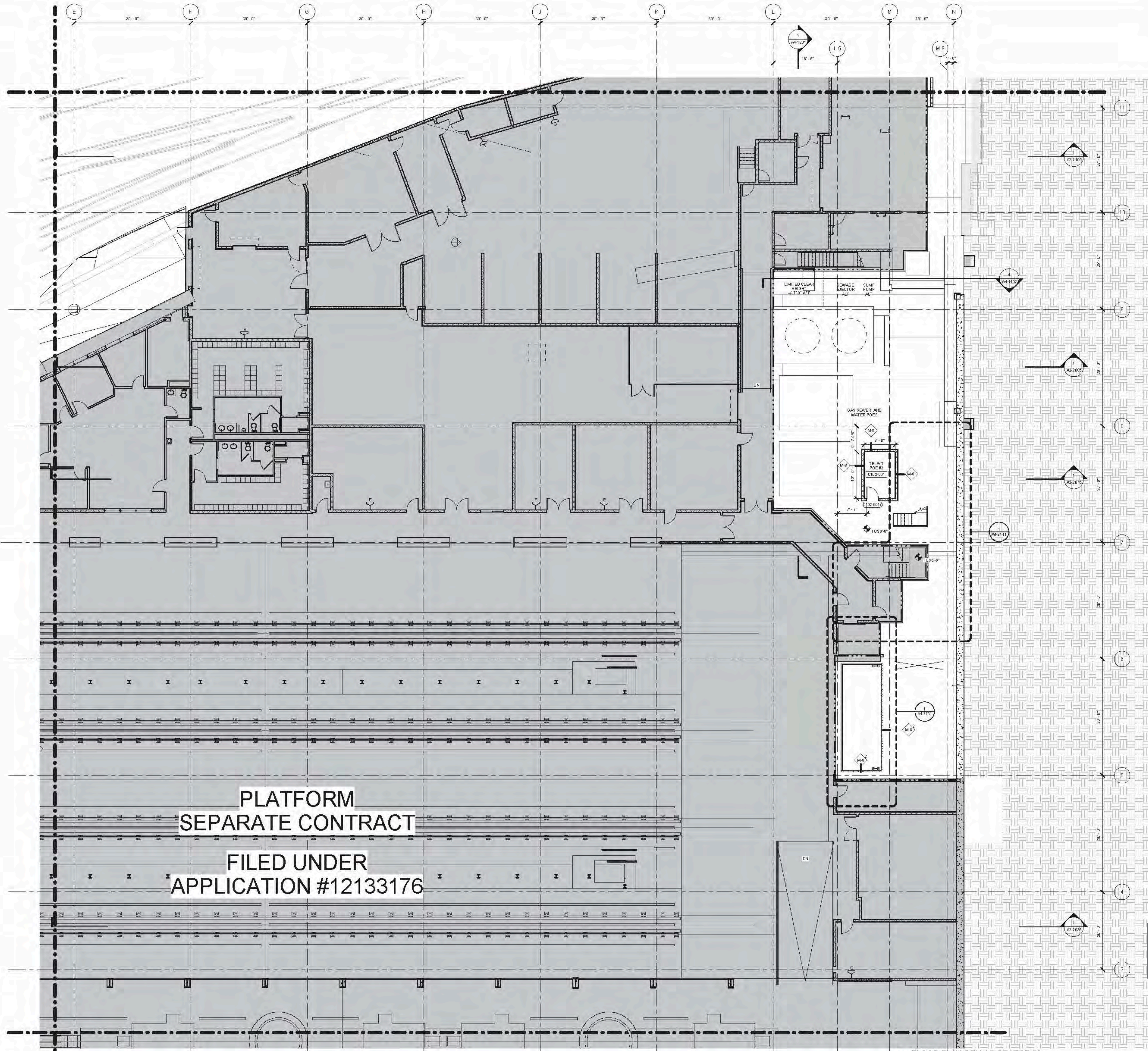
Contract Properties Group
 200 Park Avenue, 17th Floor
 New York, NY 10022
 TEL: 212.966.7514 FAX: 212.966.7510

Architect
 John Peden & Fox Associates
 11 West 42nd Street
 New York, New York 10036
 TEL: 212.977.6000 FAX: 212.956.2526

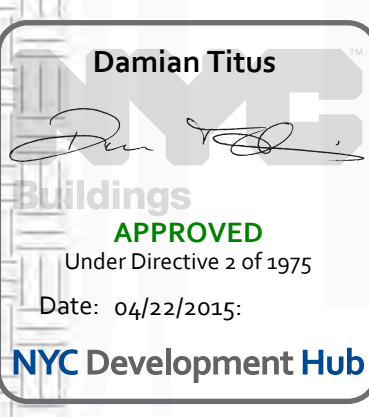
Structural Engineer
 Thomson Tomasetti, Inc.
 51 Madison Avenue
 New York, New York 10017
 TEL: 917.661.7800 FAX: 212.661.7801

Mechanical, Electrical, Plumbing, Fire Protection
 Janus Baum & Bolles Consulting Engineers
 80 Pine Street
 New York, NY 10013
 TEL: 212.530.9300 FAX: 212.269.5894

Retail Interior Design & Planning
 Elissa Mandel
 200 A Street
 Boston, MA 02210
 TEL: 617.406.1300



**PLATFORM
 SEPARATE CONTRACT
 FILED UNDER
 APPLICATION #12133176**

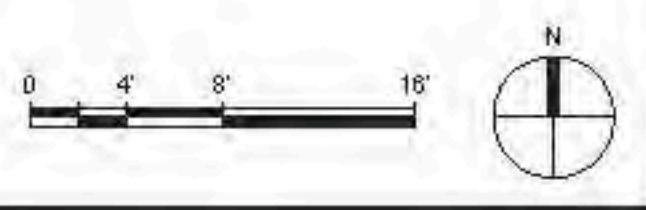


HYE-TA-A1-C102

FLOOR PLAN CELLAR SECTOR 02

Drawing Number
A1-C102
 Sheet Drawing Number
A-115.00

1 FLOOR PLAN CELLAR SECTOR 02
 SCALE: 1/8" = 1'-0"



FLOOR PLAN CELLAR SECTOR 02
 C:\P\12133176_HYE_TF_C0RE_03\1110_0302_rpm.mxd
 2/26/2015 1:48:24 PM
 A1-C102

- AI-SERIES GENERAL NOTES**
- SEE DRAWING A4-0101 FOR PARTITION SCHEDULE AND SYMBOL DESCRIPTION.
 - SEE SPECIFICATION FOR COMPLIANCE EQUIPMENT SCHEDULE AND DRAWING A4-0101 FOR STAIR SCHEDULE AND STAIR COMPONENT TYPES.
 - SLOPING BRICKLINES ARE INDICATED THUSLY:
 - FIRE-RATED PARTITIONS ARE INDICATED:
1-HOUR: [Symbol]
2-HOUR: [Symbol]
3-HOUR: [Symbol]
SEE AI-SERIES ENLARGED CORE PLANS FOR SPECIFIC PARTITION TYPES NOT IDENTIFIED IN THIS PLAN SERIES.
 - FOR TOWER A SPECIFIC INFORMATION IN SECTORS 01 & 02, REFER TO AI-SERIES DWG'S SHOWING W.D.S. AND O.S. FOR RETAIL PODIUM-SPECIFIC INFORMATION IN SECTORS 03 & 04, REFER TO AI-SERIES DWG'S SHOWING W.D.S. AND O.S.
 - ALL FIRE STAIRS ENCLOSURES IN SECTORS 01, 02, 03, 04, 05 AND 06A CONSIST OF 2-HOUR MASONRY U.O.N. INDICATED THUSLY:
 - INTAKE AND EXHAUST SHAFT ENCLOSURES SUPPORTING PLATFORM SPACES CONSIST OF 2-HOUR MASONRY INDICATED THUSLY:
 - 2-HR RATED INTERIOR SEPARATION FOR INITIAL T.C.O. BETWEEN TOWER A AND RETAIL PODIUM IS INDICATED THUSLY:
 - REFER TO A4-1001 THROUGH A4-1004 SERIES DWG'S FOR EXTERIOR SCOPE SEPARATION BETWEEN TOWER A AND PD.
 - ELEVATOR RILLS, STAIR LANDINGS, AND SERVICE ELEVATOR LOBBIES SHALL ALIGN WITH THE TOP OF FINISH FLOOR, U.O.N.
 - REFER TO A4-SERIES FINISH PLANS FOR CONCRETE TOPPING SLAB, EQUIPMENT PADS, CURBS, FLOOR COATINGS, AND WALL PROTECTION.
 - REFER TO A4-SERIES FOR CORE & SHELL CEILING ASSEMBLIES AND ENCLOSED OVERHEAD MECH SHEET OFFSETS.
 - REFER TO A4-SERIES FOR ALL EDGE OF STRUCTURAL SLAB DIMENSIONS.
 - INSULATION: SEE BUILDING SECTIONS FOR INFO, SEE FINISH SCHEDULE FOR TYPE.
 - PARTITIONS SHOWN WITHOUT SET-OUT DIMENSIONS AND LOCATED AT A GRIDLINE MUST BE LOCATED THUSLY:

- FLOOR 00 (STREET) PLAN NOTES**
- ALL DASHING PARTITIONS ARE 2" THICK (NOM.) REINFORCED MASONRY, U.O.N.
 - SEE A4-1 SERIES DRAWINGS FOR ENLARGED LOADING DOCK PLANS & SECTIONS.
 - SEE A4-1001 FOR RETAIL PODIUM INCOMING UTILITY CONNECTIONS.

Client
Related Companies
60 Columbus Circle
New York, NY 10023
TEL: 212.801.1000 FAX: 212.801.1048

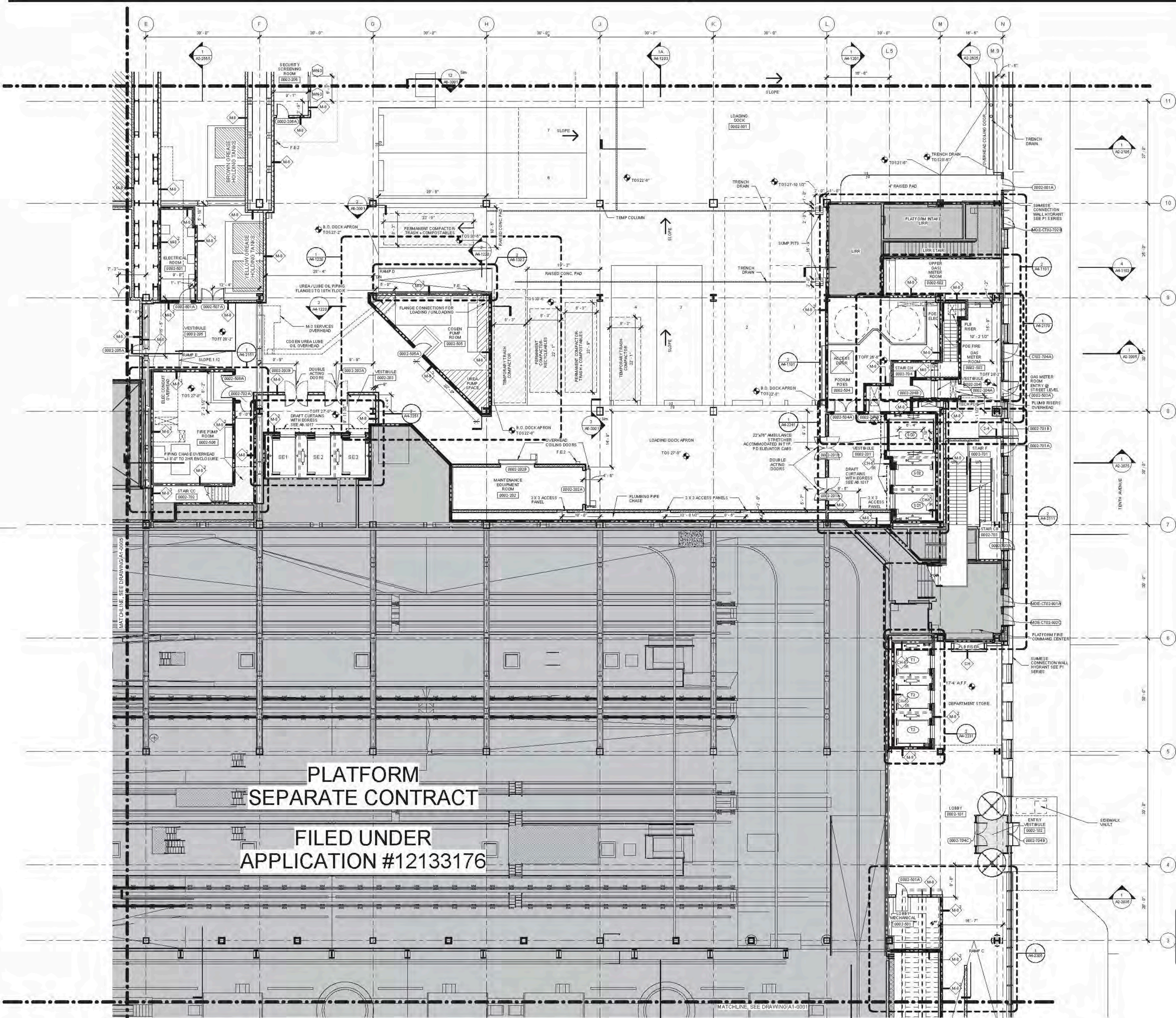
Contract Properties Group
320 Park Avenue, 17th Floor
New York, NY 10022
TEL: 212.966.7014 FAX: 212.966.7510

Architect
John Pridmore & Fox Associates
11 West 42nd Street
New York, NY 10036
TEL: 212.977.6000 FAX: 212.956.2526

Structural Engineer
Thomson Tomasetti, Inc.
21 Madison Avenue
New York, NY 10010
TEL: 917.661.7800 FAX: 917.661.7801

Mechanical, Electrical, Plumbing, Fire Protection
Janis Baum & Bolles Consulting Engineers
50 Pine Street
New York, NY 10013
TEL: 212.530.9300 FAX: 212.269.5894

Retail Interior Design & Planning
Ellis + Mandel
300 A Street
Boston, MA 02210
TEL: 617.426.1300



**PLATFORM
SEPARATE CONTRACT
FILED UNDER
APPLICATION #12133176**

Damian Titus
APPROVED
Under Directive 2 of 2015
Date: 04/22/2015
NYC Development Hub

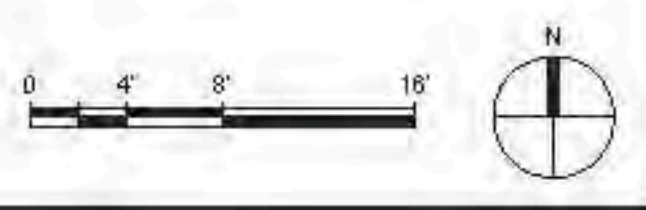


HYE-TA-A1-0002


**FLOOR PLAN 00
SECTOR 02
(MARKETING 0)**

Drawing Number
A1-0002
Sheet Drawing Number
A-116.00

FLOOR PLAN 00 (DISPLAY 0) (STREET)
SECTOR 02
1 SCALE: 1/8" = 1'-0"



FLOOR PLAN 00 (DISPLAY 0) (STREET) SECTOR 02
 C:\P\12133176_HYE_T\PLT\CORR_201410_0101_Retain.rvt
 4/22/2015 8:39:00 PM



Client
Related Companies
60 Columbus Circle
New York, NY 10023
TEL: 212.801.1000 FAX: 212.801.1048

Contract Properties Group
320 Park Avenue, 17th Floor
New York, NY 10022
TEL: 212.966.7314 FAX: 212.966.7310

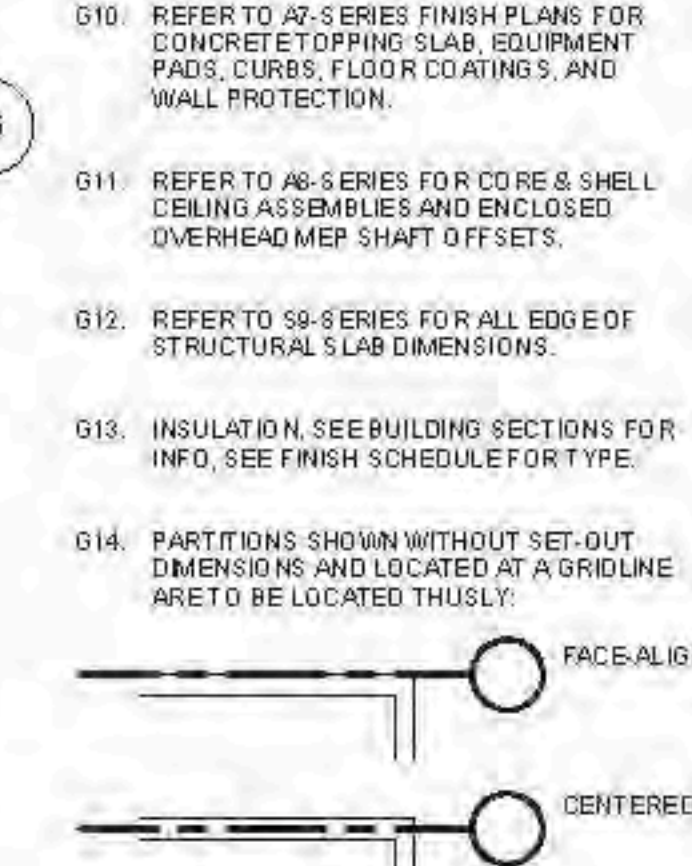
Architect
John Pette & Fox Associates
11 West 42nd Street
New York, NY 10036
TEL: 212.977.6000 FAX: 212.956.2526

Structural Engineer
Thomson Tomasetti, Inc.
21 Madison Avenue
New York, NY 10010
TEL: 917.661.7800 FAX: 718.661.7801

Mechanical, Electrical, Plumbing, Fire Protection
James Baum & Bolles Consulting Engineers
50 Pine Street
New York, NY 10013
TEL: 212.530.9300 FAX: 212.269.5894

Retail Interior Design & Planning
Ellie & Mandell
300 A Street
Boston, MA 02210
TEL: 617.426.1300

- 01-SERIES GENERAL NOTES
- SEE DRAWING A-0101 FOR PARTITION SCHEDULE AND SYMBOL DESCRIPTION.
 - SEE SPECIFICATION FOR CONVEYANCE EQUIPMENT SCHEDULE AND DRAWING A-0101 FOR STAIR SCHEDULE AND STAIR COMPONENT TYPES.
 - SLOPING GRIDLINES ARE INDICATED THUSLY:
 - 1-HOUR: [Symbol]
 - 2-HOUR: [Symbol]
 - 3-HOUR: [Symbol]
 - FIRE-RATED PARTITIONS ARE INDICATED:
 - 1-HOUR: [Symbol]
 - 2-HOUR: [Symbol]
 - 3-HOUR: [Symbol]
 - SEE A-1 SERIES ENLARGED CORE PLANS FOR SPECIFIC PARTITION TYPES NOT IDENTIFIED IN THIS PLAN SERIES.
 - FOR TOWER A SPECIFIC INFORMATION IN SECTORS D, E OR, REFER TO A-1 SERIES DIM'S SHOWING WIDTH AND DEPTH. FOR RETAIL PODIUM-SPECIFIC INFORMATION IN SECTORS G, H, REFER TO A-1 SERIES DIM'S SHOWING WIDTH AND DEPTH.
 - ALL FIRESTAIRS ENCLOSURES IN SECTORS D, E, G, H, J, K, L, M, N AND O, CONSIST OF 2-HOUR MASONRY U.O.N. INDICATED THUSLY:
 - [Symbol]
 - [Symbol]
 - [Symbol]
 - INTAKE AND EXHAUST SHAFT ENCLOSURES SUPPORTING PLATFORM SPACES CONSIST OF 2-HOUR MASONRY INDICATED THUSLY:
 - [Symbol]
 - [Symbol]
 - 2-HR RATED INTERIOR SEPARATION FOR INITIAL T.C.O. BETWEEN TOWER A AND RETAIL PODIUM IS INDICATED THUSLY:
 - [Symbol]
 - REFER TO A-1-1001 THROUGH A-1-1004 SERIES DIM'S FOR EXTERIOR SCOPE SEPARATION BETWEEN T AND PD.
 - ELEVATOR SILLS, STAIR LANDINGS, AND SERVICE ELEVATOR LOBBIES SHALL ALIGN WITH THE TOP OF FINISH FLOOR, U.O.N.
 - REFER TO A-1 SERIES FINISH PLANS FOR CONCRETE TOPPING SLAB, EQUIPMENT PANS, CURBS, FLOOR COATINGS, AND WALL PROTECTION.
 - REFER TO A-1 SERIES FOR CORE & SHELTER CEILING ASSEMBLIES AND ENCLOSED OVERHEAD MECH. SHUT OFF SETS.
 - REFER TO A-1 SERIES FOR ALL EDGE OF STRUCTURAL SLAB DIMENSIONS.
 - INSULATION IN BUILDING SECTIONS FOR INFO, SEE FINISH SCHEDULE FOR TYPE.
 - PARTITIONS SHOWN WITHOUT SET-OUT DIMENSIONS AND LOCATED AT A GRIDLINE MUST BE LOCATED THUSLY:
 - [Symbol] FACE-ALIGNED
 - [Symbol] CENTERED

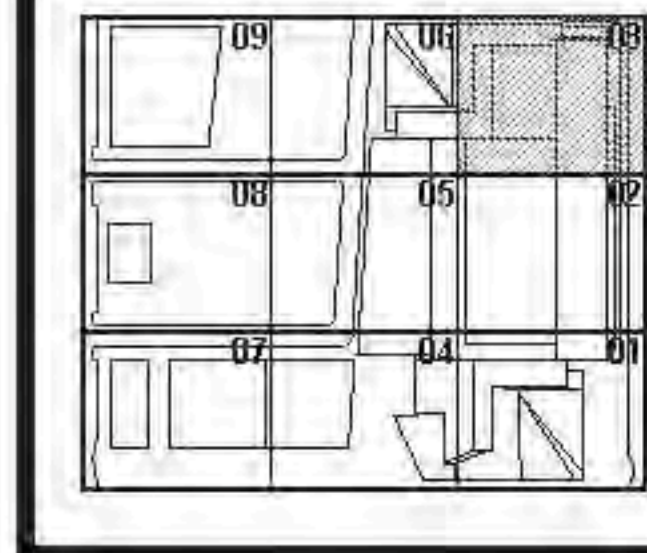


- FLOOR OF UTILITY PLAN NOTES
- ALL DASHING PARTITIONS ARE 1/2" THICK (NOM.) REINFORCED MASONRY U.O.N.
 - SEE A-1 SERIES DRAWINGS FOR ENLARGED LOADING DOCK PLANS & SECTIONS.
 - SEE A-1-1001 FOR RETAIL PODIUM INCOMING UTILITY CONNECTIONS.

Damian Titus
APPROVED
Under Directive 2 of 1935
Date: 04/22/2015
NYC Development Hub

D.O.B. BUILDING PERMIT #120 1200 20 H

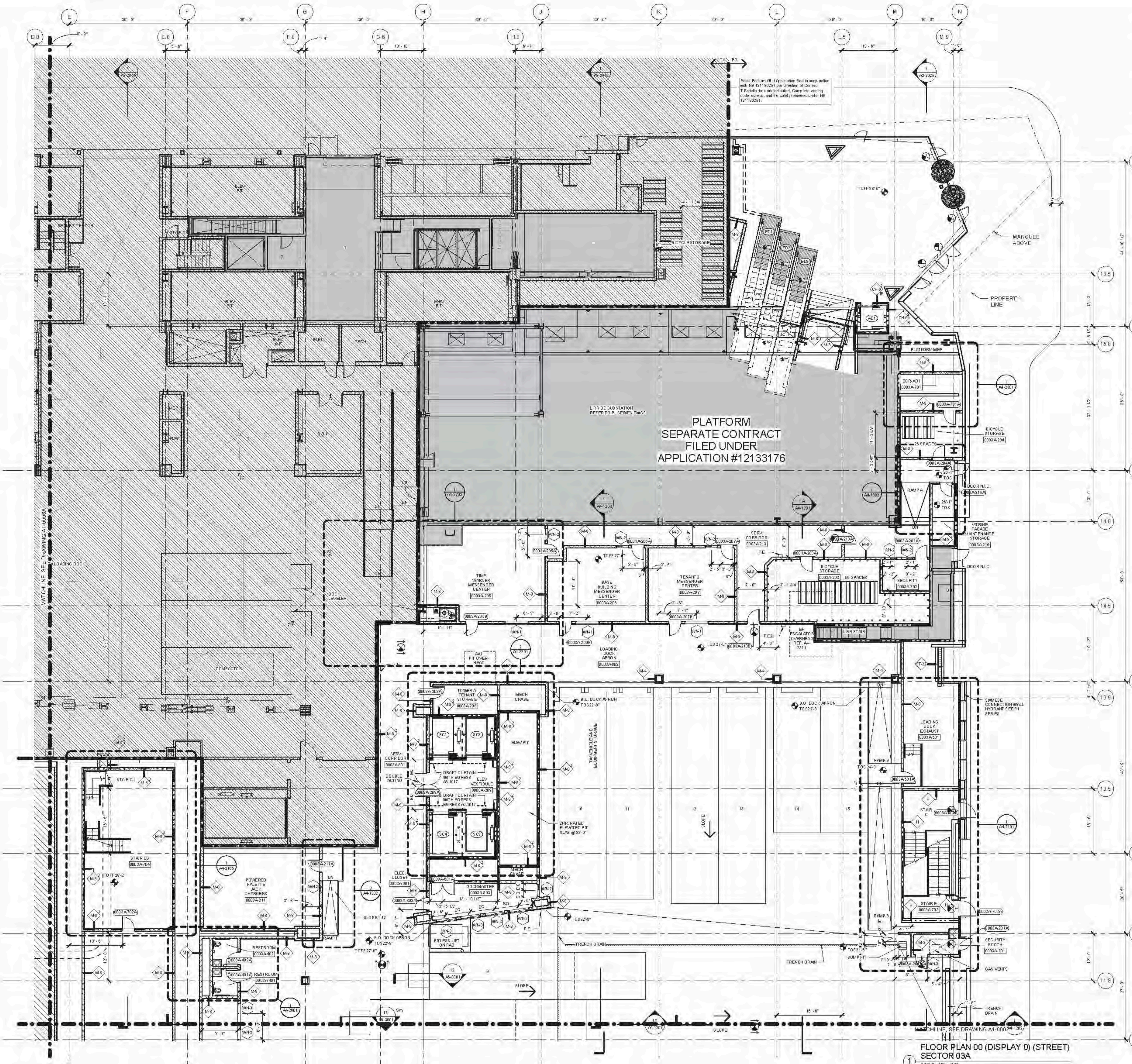
Scale: 1/8" = 1'-0"



HYE - TA - A1-0003A

FLOOR PLAN 00
SECTOR 03A
(MARKETING 0)

Project Number
A1-0003A
Drawing Number
A-117.00
SHEET 18 OF 500



PLATFORM
SEPARATE CONTRACT
FILED UNDER
APPLICATION #12133176

FLOOR PLAN 00 (DISPLAY 0) (STREET)
SECTOR 03A
SCALE: 1/8" = 1'-0"

FLOOR PLANS (OR PARTS THEREOF) SECTORS 03A, 03B, 03C, 03D, 03E, 03F, 03G, 03H, 03I, 03J, 03K, 03L, 03M, 03N, 03O, 03P, 03Q, 03R, 03S, 03T, 03U, 03V, 03W, 03X, 03Y, 03Z, 03AA, 03AB, 03AC, 03AD, 03AE, 03AF, 03AG, 03AH, 03AI, 03AJ, 03AK, 03AL, 03AM, 03AN, 03AO, 03AP, 03AQ, 03AR, 03AS, 03AT, 03AU, 03AV, 03AW, 03AX, 03AY, 03AZ, 03BA, 03BB, 03BC, 03BD, 03BE, 03BF, 03BG, 03BH, 03BI, 03BJ, 03BK, 03BL, 03BM, 03BN, 03BO, 03BP, 03BQ, 03BR, 03BS, 03BT, 03BU, 03BV, 03BW, 03BX, 03BY, 03BZ, 03CA, 03CB, 03CC, 03CD, 03CE, 03CF, 03CG, 03CH, 03CI, 03CJ, 03CK, 03CL, 03CM, 03CN, 03CO, 03CP, 03CQ, 03CR, 03CS, 03CT, 03CU, 03CV, 03CW, 03CX, 03CY, 03CZ, 03DA, 03DB, 03DC, 03DD, 03DE, 03DF, 03DG, 03DH, 03DI, 03DJ, 03DK, 03DL, 03DM, 03DN, 03DO, 03DP, 03DQ, 03DR, 03DS, 03DT, 03DU, 03DV, 03DW, 03DX, 03DY, 03DZ, 03EA, 03EB, 03EC, 03ED, 03EE, 03EF, 03EG, 03EH, 03EI, 03EJ, 03EK, 03EL, 03EM, 03EN, 03EO, 03EP, 03EQ, 03ER, 03ES, 03ET, 03EU, 03EV, 03EW, 03EX, 03EY, 03EZ, 03FA, 03FB, 03FC, 03FD, 03FE, 03FF, 03FG, 03FH, 03FI, 03FJ, 03FK, 03FL, 03FM, 03FN, 03FO, 03FP, 03FQ, 03FR, 03FS, 03FT, 03FU, 03FV, 03FW, 03FX, 03FY, 03FZ, 03GA, 03GB, 03GC, 03GD, 03GE, 03GF, 03GG, 03GH, 03GI, 03GJ, 03GK, 03GL, 03GM, 03GN, 03GO, 03GP, 03GQ, 03GR, 03GS, 03GT, 03GU, 03GV, 03GW, 03GX, 03GY, 03GZ, 03HA, 03HB, 03HC, 03HD, 03HE, 03HF, 03HG, 03HH, 03HI, 03HJ, 03HK, 03HL, 03HM, 03HN, 03HO, 03HP, 03HQ, 03HR, 03HS, 03HT, 03HU, 03HV, 03HW, 03HX, 03HY, 03HZ, 03IA, 03IB, 03IC, 03ID, 03IE, 03IF, 03IG, 03IH, 03II, 03IJ, 03IK, 03IL, 03IM, 03IN, 03IO, 03IP, 03IQ, 03IR, 03IS, 03IT, 03IU, 03IV, 03IW, 03IX, 03IY, 03IZ, 03JA, 03JB, 03JC, 03JD, 03JE, 03JF, 03JG, 03JH, 03JI, 03JJ, 03JK, 03JL, 03JM, 03JN, 03JO, 03JP, 03JQ, 03JR, 03JS, 03JT, 03JU, 03JV, 03JW, 03JX, 03JY, 03JZ, 03KA, 03KB, 03KC, 03KD, 03KE, 03KF, 03KG, 03KH, 03KI, 03KJ, 03KK, 03KL, 03KM, 03KN, 03KO, 03KP, 03KQ, 03KR, 03KS, 03KT, 03KU, 03KV, 03KW, 03KX, 03KY, 03KZ, 03LA, 03LB, 03LC, 03LD, 03LE, 03LF, 03LG, 03LH, 03LI, 03LJ, 03LK, 03LL, 03LM, 03LN, 03LO, 03LP, 03LQ, 03LR, 03LS, 03LT, 03LU, 03LV, 03LW, 03LX, 03LY, 03LZ, 03MA, 03MB, 03MC, 03MD, 03ME, 03MF, 03MG, 03MH, 03MI, 03MJ, 03MK, 03ML, 03MN, 03MO, 03MP, 03MQ, 03MR, 03MS, 03MT, 03MU, 03MV, 03MW, 03MX, 03MY, 03MZ, 03NA, 03NB, 03NC, 03ND, 03NE, 03NF, 03NG, 03NH, 03NI, 03NJ, 03NK, 03NL, 03NM, 03NO, 03NP, 03NQ, 03NR, 03NS, 03NT, 03NU, 03NV, 03NW, 03NX, 03NY, 03NZ, 03OA, 03OB, 03OC, 03OD, 03OE, 03OF, 03OG, 03OH, 03OI, 03OJ, 03OK, 03OL, 03OM, 03ON, 03OO, 03OP, 03OQ, 03OR, 03OS, 03OT, 03OU, 03OV, 03OW, 03OX, 03OY, 03OZ, 03PA, 03PB, 03PC, 03PD, 03PE, 03PF, 03PG, 03PH, 03PI, 03PJ, 03PK, 03PL, 03PM, 03PN, 03PO, 03PP, 03PQ, 03PR, 03PS, 03PT, 03PU, 03PV, 03PW, 03PX, 03PY, 03PZ, 03QA, 03QB, 03QC, 03QD, 03QE, 03QF, 03QG, 03QH, 03QI, 03QJ, 03QK, 03QL, 03QM, 03QN, 03QO, 03QP, 03QQ, 03QR, 03QS, 03QT, 03QU, 03QV, 03QW, 03QX, 03QY, 03QZ, 03RA, 03RB, 03RC, 03RD, 03RE, 03RF, 03RG, 03RH, 03RI, 03RJ, 03RK, 03RL, 03RM, 03RN, 03RO, 03RP, 03RQ, 03RR, 03RS, 03RT, 03RU, 03RV, 03RW, 03RX, 03RY, 03RZ, 03SA, 03SB, 03SC, 03SD, 03SE, 03SF, 03SG, 03SH, 03SI, 03SJ, 03SK, 03SL, 03SM, 03SN, 03SO, 03SP, 03SQ, 03SR, 03SS, 03ST, 03SU, 03SV, 03SW, 03SX, 03SY, 03SZ, 03TA, 03TB, 03TC, 03TD, 03TE, 03TF, 03TG, 03TH, 03TI, 03TJ, 03TK, 03TL, 03TM, 03TN, 03TO, 03TP, 03TQ, 03TR, 03TS, 03TT, 03TU, 03TV, 03TW, 03TX, 03TY, 03TZ, 03UA, 03UB, 03UC, 03UD, 03UE, 03UF, 03UG, 03UH, 03UI, 03UJ, 03UK, 03UL, 03UM, 03UN, 03UO, 03UP, 03UQ, 03UR, 03US, 03UT, 03UU, 03UV, 03UW, 03UX, 03UY, 03UZ, 03VA, 03VB, 03VC, 03VD, 03VE, 03VF, 03VG, 03VH, 03VI, 03VJ, 03VK, 03VL, 03VM, 03VN, 03VO, 03VP, 03VQ, 03VR, 03VS, 03VT, 03VU, 03VV, 03VW, 03VX, 03VY, 03VZ, 03WA, 03WB, 03WC, 03WD, 03WE, 03WF, 03WG, 03WH, 03WI, 03WJ, 03WK, 03WL, 03WM, 03WN, 03WO, 03WP, 03WQ, 03WR, 03WS, 03WT, 03WU, 03WV, 03WW, 03WX, 03WY, 03WZ, 03XA, 03XB, 03XC, 03XD, 03XE, 03XF, 03XG, 03XH, 03XI, 03XJ, 03XK, 03XL, 03XM, 03XN, 03XO, 03XP, 03XQ, 03XR, 03XS, 03XT, 03XU, 03XV, 03XW, 03XX, 03XY, 03XZ, 03YA, 03YB, 03YC, 03YD, 03YE, 03YF, 03YG, 03YH, 03YI, 03YJ, 03YK, 03YL, 03YM, 03YN, 03YO, 03YP, 03YQ, 03YR, 03YS, 03YT, 03YU, 03YV, 03YW, 03YX, 03YY, 03YZ, 03ZA, 03ZB, 03ZC, 03ZD, 03ZE, 03ZF, 03ZG, 03ZH, 03ZI, 03ZJ, 03ZK, 03ZL, 03ZM, 03ZN, 03ZO, 03ZP, 03ZQ, 03ZR, 03ZS, 03ZT, 03ZU, 03ZV, 03ZW, 03ZX, 03ZY, 03ZZ



Client
Related Companies
200 Park Avenue, 17th Floor
New York, NY 10022
TEL: 212.801.1000 FAX: 212.801.1048

Contract Properties Group
320 Park Avenue, 17th Floor
New York, NY 10022
TEL: 212.966.7514 FAX: 212.966.7510

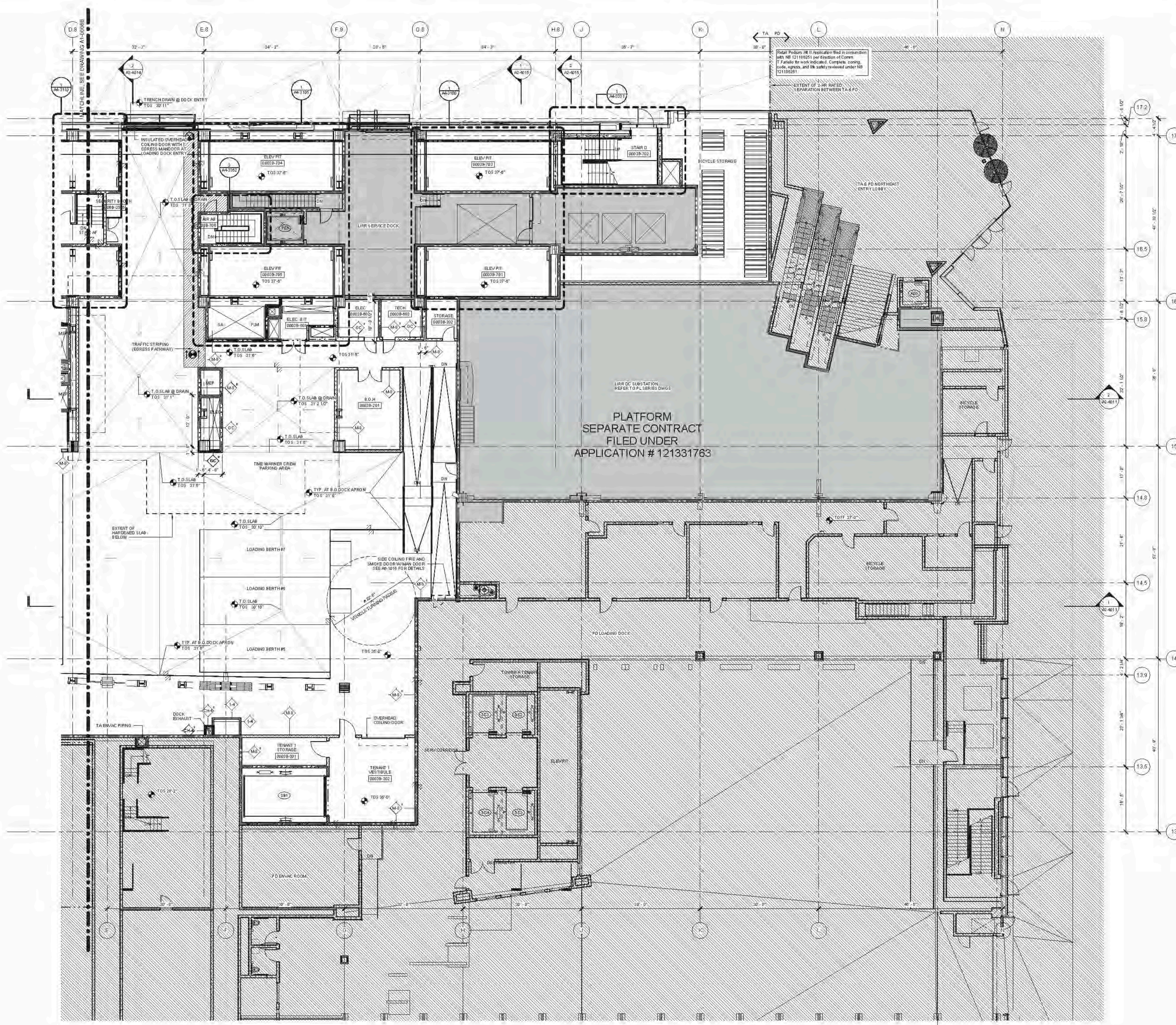
Architect
Kohn Pedersen Fox Assoc. Inc. PC
Architects & Planning Consultants
11 West 42nd Street
New York, New York 10036
TEL: 212.777.6000 FAX: 212.956.2526

Structural Engineer
Thomson Tomasetti, Inc.
21 Madison Avenue
New York, New York 10010
TEL: 917.661.7500 FAX: 718.661.7801

Mechanical, Electrical, Plumbing, Fire Protection
Janis Baum & Bolles Consulting Engineers PC
50 Pine Street
New York, NY 10013
TEL: 212.530.9300 FAX: 212.269.5894

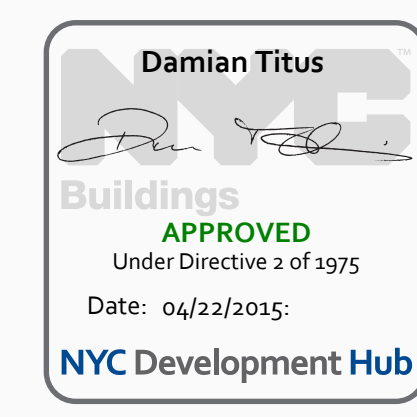
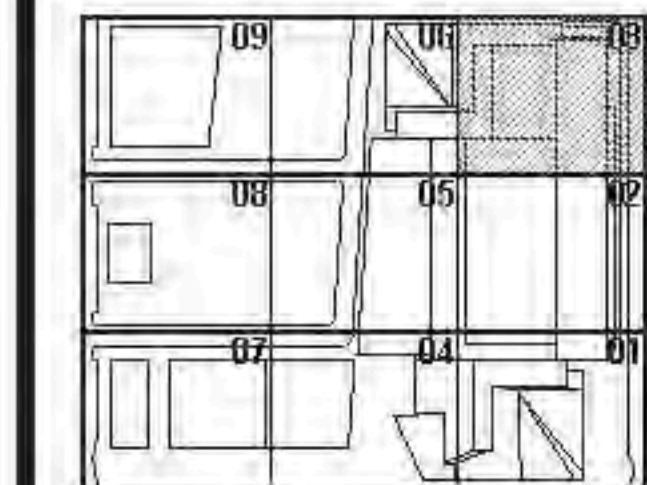
- ALTERNATE GENERAL NOTES**
- SEE DRAWING A6-010X SERIES FOR PARTITION SCHEDULE AND SYMBOL DESCRIPTION.
 - SEE SPECIFICATION FOR CONVEYANCE EQUIPMENT SCHEDULE AND DRAWING A6-010X SERIES SCHEDULE AND STAR COMPONENT TYPES.
 - SLOPING GRIDLINES ARE INDICATED THUSLY:
 - FIRE RATED PARTITIONS ARE INDICATED:
1-HOUR:
2-HOUR:
3-HOUR:
 - SEE A SERIES ENLARGED CORE PLANS FOR SPECIFIC PARTITION TYPES NOT IDENTIFIED IN THIS PLAN SERIES.
 - FOR TOWER A SPECIFIC INFORMATION IN SECTORS 01, 02, 03A, 04, 05, AND 06, REFER TO ALL SERIES DWGS ENDING IN 018 AND 098. FOR RETAIL PODIUM SPECIFIC INFORMATION IN SECTORS 07 & 08, REFER TO A1-SERIES DWGS ENDING IN 03A AND 03A.
 - ALL FIRE STAIR ENCLOSURES IN SECTORS 01, 02, 03A, 04, 05, AND 06, CONSIST OF 2-HOUR MASONRY (I.D.H.).
 - ALL GIM AT FIRE STAIR ENCLOSURES AND ELEVATOR HOISTWAY ENCLOSURES SHALL BE IMPACT RESISTANT.
 - INTAKE AND EXHAUST SHAFT ENCLOSURES SUPPORTING PLATFORM SPACES CONSIST OF 2-HOUR MASONRY.
 - 2-HR RATED INTERIOR SEPARATION FOR INITIAL T.O.D. BETWEEN TOWER A AND RETAIL PODIUM IS INDICATED THUSLY:
 - REFER TO A0-300X SERIES DWGS FOR INTERIOR SCOPE SEPARATION BETWEEN TA AND PD.
 - REFER TO S SERIES DWGS FOR EDGE OF SLAB INFORMATION.

- FLOOR PLAN NOTES (TA & PD)**
- REFER TO P1-SERIES DWGS FOR METRAX STAIR, DC SUBSTATION AND LIRR LOADING AREA INFORMATION.



PLATFORM
SEPARATE CONTRACT
FILED UNDER
APPLICATION # 121331763

D.O.B. BUILDING PERMIT #120 12/00/2014



HYE - TA - A1-0003B

FLOOR PLAN 00
SECTOR 03B
(MARKETING 0)

Drawing Number
A1-0003B
As Shown Drawing Number
A-118.00

FLOOR PLAN 00 (DISPLAY 0) SECTOR 03
1/8" = 1'-0"




4/18/2015
 2:28:21 PM
 FLOOR PLAN 00 (DISPLAY 0) SECTOR 03
 CAMP/TA/1763_T/A_VA_TAFF_CODE_20141030_D08_PROCEED_FINAL.dwg

- 01. SEE DRAWING A6-0101 FOR PARTITION SCHEDULE AND SYMBOL DESCRIPTION.
- 02. SEE SPECIFICATION FOR COMPLIANCE EQUIPMENT SCHEDULE AND DRAWING A4-0101 FOR STAIR SCHEDULE AND STAIR COMPONENT TYPES.
- 03. SLOPING GRIDLINES ARE INDICATED THUSLY.
- 04. FIRE-RATED PARTITIONS ARE INDICATED:
1-HOUR: [Symbol]
2-HOUR: [Symbol]
3-HOUR: [Symbol]
SEE AN-SERIES ENLARGED CORE PLANS FOR SPECIFIC PARTITION TYPES NOT IDENTIFIED IN THIS PLAN SERIES.
- 05. FOR TOWER A SPECIFIC INFORMATION IN SECTORS D1 & D2, REFER TO A1-SERIES DIMS SHOWING WIDTH AND DEPTH. FOR RETAIL PODIUM-SPECIFIC INFORMATION IN SECTORS D3 & D4, REFER TO A1-SERIES DIMS SHOWING WIDTH AND DEPTH.
- 06. ALL FIRE STAIRS ENCLOSURES IN SECTORS D1, D2, D3, D4, D5 AND D6A CONSIST OF 2-HOUR MASONRY U.O.N. INDICATED THUSLY.
- 07. INTAKE AND EXHAUST SHAFT ENCLOSURES SUPPORTING PLATFORM SPACES CONSIST OF 2-HOUR MASONRY INDICATED THUSLY.
- 08. 2-HR FIRE RATED INTERIOR SEPARATION FOR INITIAL T.C.O. BETWEEN TOWER A AND RETAIL PODIUM IS INDICATED THUSLY.
- REFER TO A4-1001 THROUGH A4-1004 SERIES DIMS FOR EXTERIOR SCOPE SEPARATION BETWEEN TOWER AND PD.
- 09. ELEVATOR BILLS, STAIR LANDINGS, AND SERVICE ELEVATOR LOBBIES SHALL ALIGN WITH THE TOP OF FINISH FLOOR U.O.N.
- 10. REFER TO A0-SERIES FINISH PLANS FOR CONCRETE TOPPING SLAB, EQUIPMENT PADS, CURBS, FLOOR COATINGS, AND WALL PROTECTION.
- 11. REFER TO A6-SERIES FOR CORE & SHELL CEILING ASSEMBLIES AND ENCLOSED OVERHEAD MER SHUT OFF SETS.
- 12. REFER TO S6-SERIES FOR ALL EDGE OF STRUCTURAL SLAB DIMENSIONS.
- 13. INSULATION, SEE BUILDING SECTIONS FOR INFO, SEE FINISH SCHEDULE FOR TYPE.
- 14. PARTITIONS SHOWN WITHOUT SET-OUT DIMENSIONS AND LOCATED AT A GRIDLINE MUST BE LOCATED THUSLY.



FLOOR PLAN NOTES

- 1. ALL DEBASING PARTITIONS ARE 1" THICK (NOM.) REINFORCED MASONRY, U.O.N.
- 2. SEE A4-1 SERIES DRAWINGS FOR ENLARGED LOADING DOCK PLANS & SECTIONS.
- 3. SEE A4-1001 FOR RETAIL PODIUM INCOMING UTILITY CONNECTIONS.



Client
Related Companies
40 Columbus Circle
New York, NY 10023
TEL: 212.801.1000 FAX: 212.801.1048

Contract Properties Group
200 Park Avenue, 17th Floor
New York, NY 10022
TEL: 212.966.7014 FAX: 212.966.7510

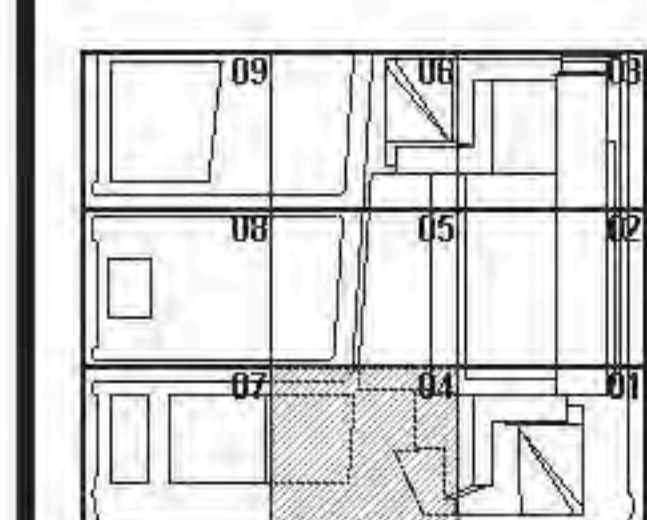
Architect
John Pedersen & Fox Associates
11 West 42nd Street
New York, New York 10036
TEL: 212.977.6500 FAX: 212.956.2526

Structural Engineer
Thomson Tomasetti, Inc.
21 Madison Avenue
New York, New York 10010
TEL: 917.661.7800 FAX: 718.661.7801

Mechanical, Electrical, Plumbing, Fire Protection
Janis Baum & Bolles Consulting Engineers
80 Pine Street
New York, NY 10013
TEL: 212.530.9300 FAX: 212.269.5894

Retail Interior Design & Planning
Ellis Mandel
200 Park Street
Boston, MA 02210
TEL: 617.426.1300

D.O.B. BUILDING PERMIT PLDNO 122024H
Date: 06/22/2015

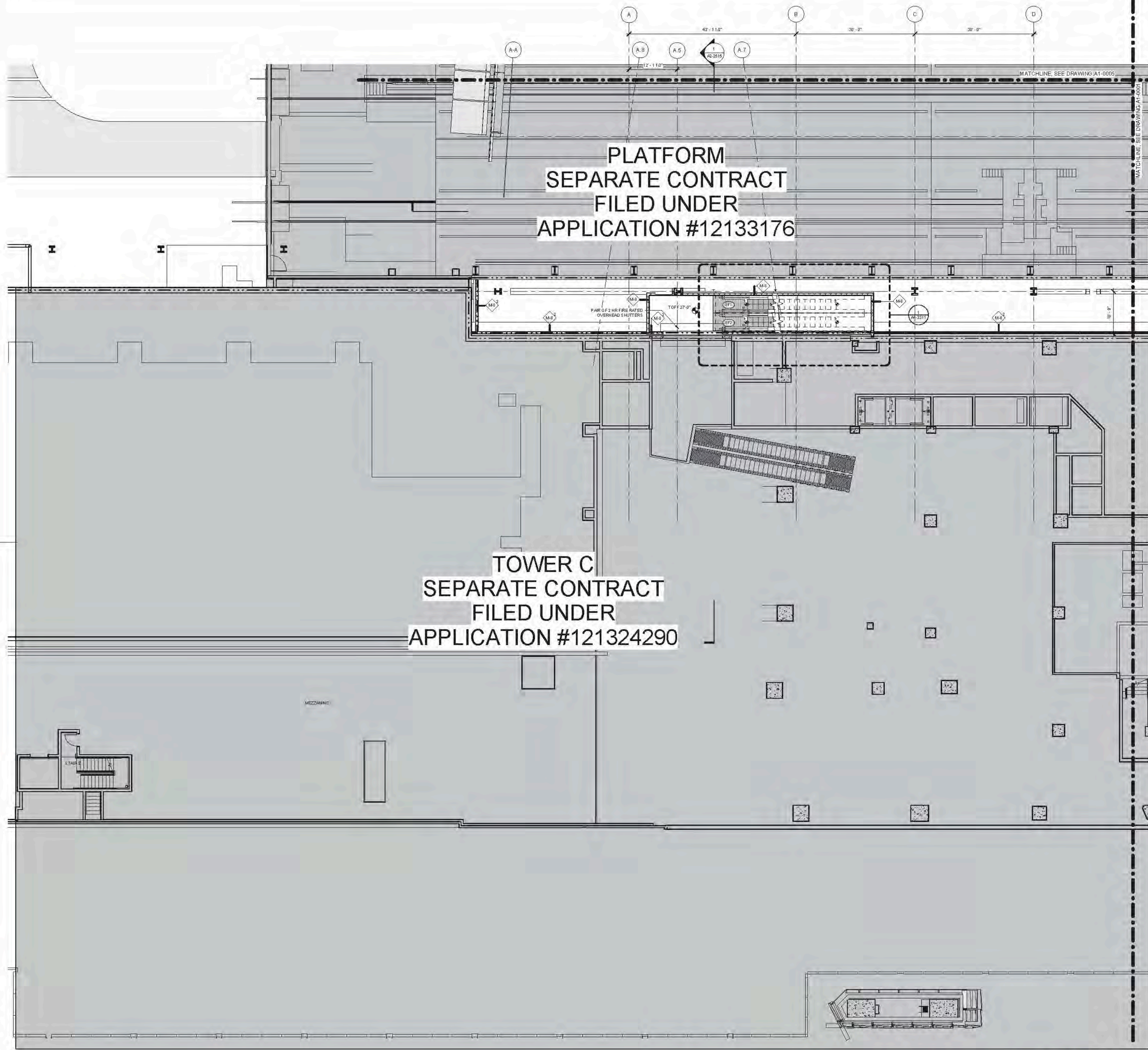


Issue Date: 12/02/2014
Project No.: 1376
Drawing No.:
Drawing Title:
Drawing Date:

HYE-TA-A1-0004

FLOOR PLAN 00
SECTOR 04
(MARKETING 0)

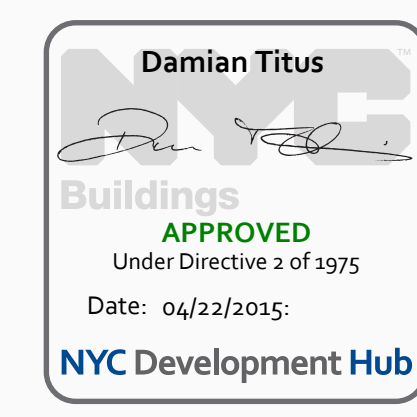
Drawing Number
A1-0004
Sheet Drawing Number
A-119.00



PLATFORM
SEPARATE CONTRACT
FILED UNDER
APPLICATION #12133176

TOWER C
SEPARATE CONTRACT
FILED UNDER
APPLICATION #121324290

FLOOR PLAN 00 (DISPLAY 0) (STREET)
SECTOR 04
SCALE: 1/4" = 1'-0"



FLOOR PLAN 00 (DISPLAY 0) (STREET) SECTOR 04
C:\P\12133176_HYE_T\A1-0004_P\119.00.dwg
12/02/2014 10:31 AM

Client
Related Companies
60 Columbus Circle
New York, NY 10023
TEL: 212.801.1000 FAX: 212.801.1048

Contract Properties Group
200 Park Avenue, 17th Floor
New York, NY 10022
TEL: 212.966.7514 FAX: 212.966.7510

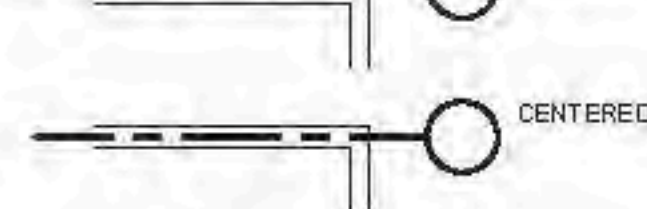
Architect
John Pedersen & Fox Associates
11 West 42nd Street
New York, New York 10036
TEL: 212.977.6000 FAX: 212.956.2526

Structural Engineer
Thomson Tomasetti, Inc.
21 Madison Avenue
New York, New York 10010
TEL: 917.661.7800 FAX: 917.661.7801

Mechanical, Electrical, Plumbing, Fire Protection
Janus Baum & Bolles Consulting Engineers
80 Pine Street
New York, NY 10003
TEL: 212.530.9300 FAX: 212.269.5894

Retail Interior Design & Planning
Ellis + Mandel
200 A Street
Boston, MA 02210
TEL: 617.426.1300

- A1-SERIES GENERAL NOTES**
- SEE DRAWING A4-0101 FOR PARTITION SCHEDULE AND SYMBOL DESCRIPTION.
 - SEE SPECIFICATION FOR COMPLEYANCE EQUIPMENT SCHEDULE AND DRAWING A4-0101 FOR STAIR SCHEDULE AND STAIR COMPONENT TYPES.
 - SLOPING GRIDLINES ARE INDICATED THUSLY.
 - FIRE-RATED PARTITIONS ARE INDICATED:
1-HOUR: [Symbol]
2-HOUR: [Symbol]
3-HOUR: [Symbol]
SEE A4-SERIES ENLARGED CORE PLANS FOR SPECIFIC PARTITION TYPES NOT IDENTIFIED IN THIS PLAN SERIES.
 - FOR TOWER A SPECIFIC INFORMATION IN SECTORS 01 & 04, REFER TO A1-SERIES DWG'S SHOWING N03A AND 05A. FOR RETAIL PODIUM-SPECIFIC INFORMATION IN SECTORS 02 & 03, REFER TO A1-SERIES DWG'S SHOWING N03A AND 05A.
 - ALL FIRE STAIRS ENCLOSURES IN SECTORS 01, 02, 03A, 04 & 05 AND CONSIST OF 2-HOUR MASONRY U.O.N. INDICATED THUSLY.
 - INTAKE AND EXHAUST SHAFT ENCLOSURES SUPPORTING PLATFORM SPACES CONSIST OF 2-HOUR MASONRY INDICATED THUSLY.
 - 2-HR RATED INTERIOR SEPARATION FOR INITIAL T.C.O. BETWEEN TOWER A AND RETAIL PODIUM IS INDICATED THUSLY.
 - REFER TO A4-1001 THROUGH A4-1004 SERIES DWG'S FOR EXTERIOR SCOPE SEPARATION BETWEEN TOWER A AND PD.
 - ELEVATOR SLLS, STAIR LANDINGS, AND SERVICE ELEVATOR LOBBIES SHALL ALIGN WITH THE TOP OF FINISH FLOOR, U.O.N.
 - REFER TO A4-SERIES FINISH PLANS FOR CONCRETE TOPPING SLAB, EQUIPMENT PAIRS, CURBS, FLOOR COATINGS, AND WALL PROTECTION.
 - REFER TO A4-SERIES FOR CORE & SHELL CEILING ASSEMBLIES AND ENCLOSED OVERHEAD MERK SHEET OFFSETS.
 - REFER TO A4-SERIES FOR CORE & SHELL CEILING ASSEMBLIES AND ENCLOSED OVERHEAD MERK SHEET OFFSETS.
 - REFER TO A4-SERIES FOR ALL EDGE OF STRUCTURAL SLAB DIMENSIONS.
 - INSULATION, SEE BUILDING SECTIONS FOR INFO, SEE FINISH SCHEDULE FOR TYPE.
 - PARTITIONS SHOWN WITHOUT SET-OUT DIMENSIONS AND LOCATED AT A GRIDLINE ARE TO BE LOCATED THUSLY.

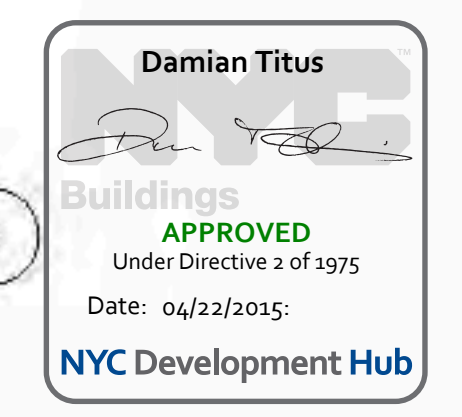


- FLOOR 00 (STREET) PLAN NOTES**
- ALL DOWNSING PARTITIONS ARE 2" THICK (NOM.) REINFORCED MASONRY, U.O.N.
 - SEE A4-1 SERIES DRAWINGS FOR ENLARGED LOADING DOCK PLANS & SECTIONS.
 - SEE A4-1001 FOR RETAIL PODIUM INCOMING UTILITY CONNECTIONS.

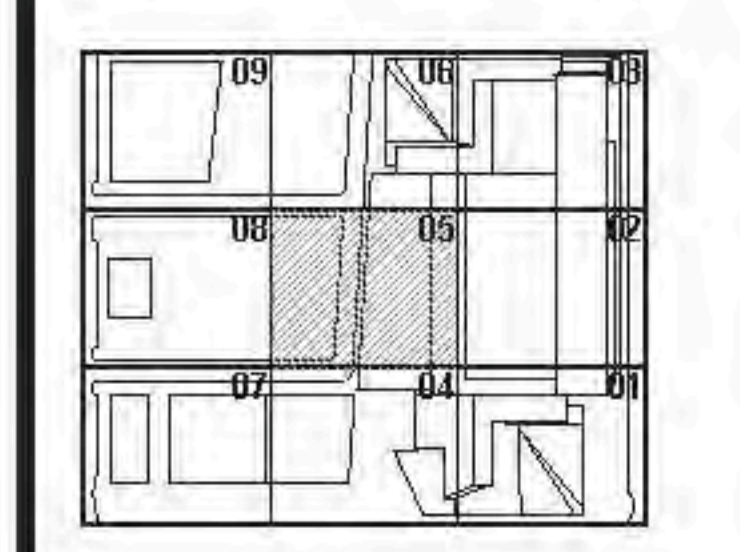


PLATFORM
SEPARATE CONTRACT
FILED UNDER
APPLICATION #12133176

FLOOR PLAN 00 (DISPLAY) (STREET)
SECTOR 05
SCALE: 1/8" = 1'-0"



D.O.B. BUILDING PERMIT PLING 12/02/2014

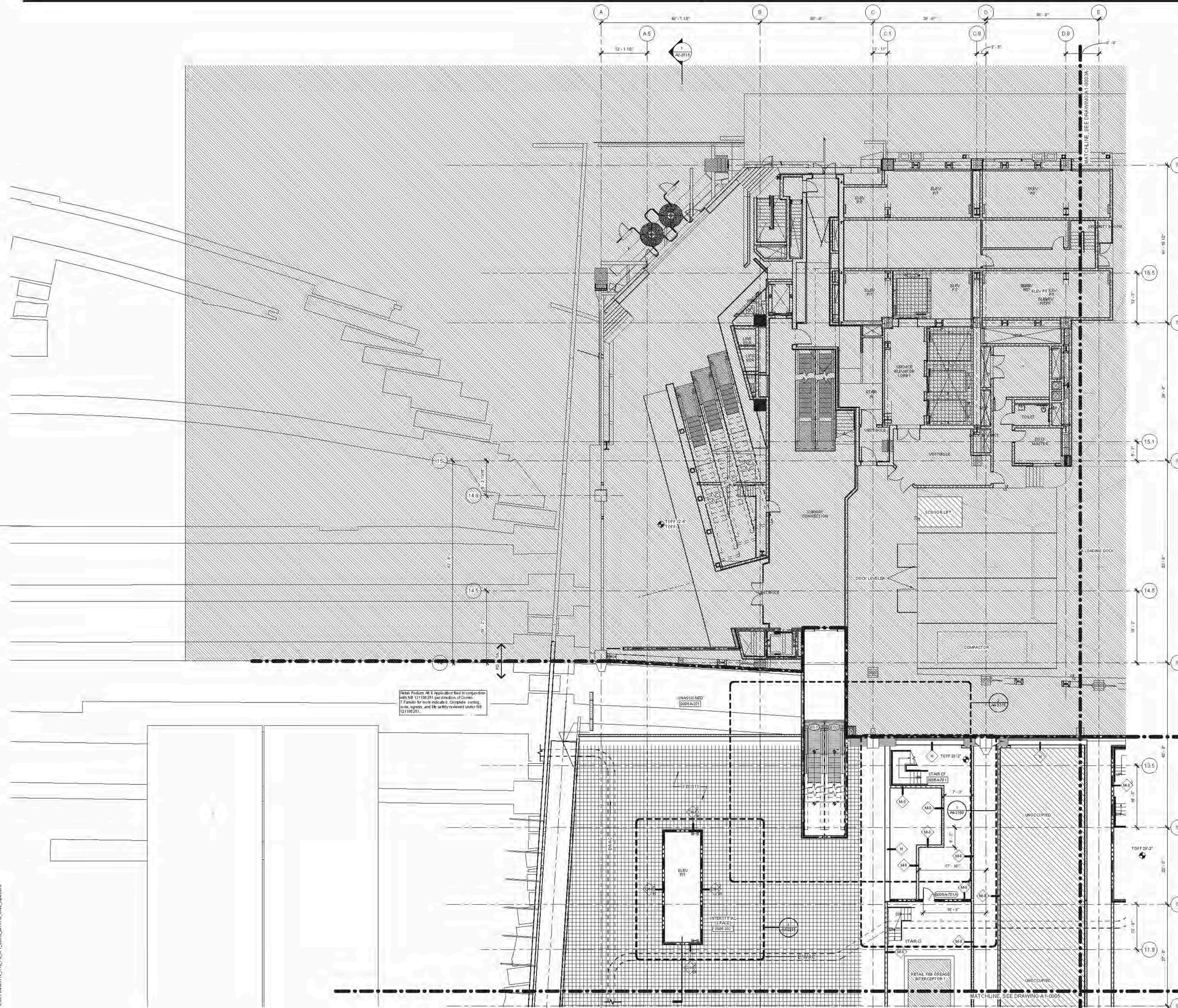


Project No: 12102014
Drawing No: 13761
Date: 04/22/2015
Drawing Title: HYE - TA - A1-0005

**FLOOR PLAN 00
SECTOR 05
(MARKETING 0)**
Drawing Number: A1-0005
Drawing Number: A-120.00
SHEET 21 OF 500

FLOOR PLAN 00 (DISPLAY) (STREET) SECTOR 05
 C:\P\12102014\HYE_TA_A1-0005.dwg
 12/02/2014 8:52:28 AM

A 42'-1 1/2" B 30'-0" C 30'-0" D 30'-0" E



- 01-SERIES GENERAL NOTES**
- 01. SEE DRAWING A6-0101 FOR PARTITION SCHEDULE AND SYMBOL DESCRIPTION.
 - 02. SEE SPECIFICATION FOR CONVEYANCE EQUIPMENT SCHEDULE AND DRAWING A6-0101 FOR STAIR SCHEDULE AND STAIR COMPONENT TYPES.
 - 03. SLOPING BRICKLINES ARE INDICATED THUSLY:
 - 1-HOUR: [Symbol]
 - 2-HOUR: [Symbol]
 - 3-HOUR: [Symbol]
 - 04. FIRE-RATED PARTITIONS ARE INDICATED:
 - 1-HOUR: [Symbol]
 - 2-HOUR: [Symbol]
 - 3-HOUR: [Symbol]
 - 05. FOR TOWER A SPECIFIC INFORMATION IN SECTIONS D1 & D2, REFER TO A1-SERIES DWG'S SHOWING WIDTH AND DEPTH. FOR RETAIL PODIUM-SPECIFIC INFORMATION IN SECTIONS D3 & D4, REFER TO A1-SERIES DWG'S SHOWING WIDTH AND DEPTH.
 - 06. ALL FIRESTAIR ENCLOSURES IN SECTIONS D1, D2, D3, D4, D5 AND D6A CONSIST OF 2-HOUR MASONRY U.O.N. INDICATED THUSLY:
 - [Symbol]
 - 07. INTAKE AND EXHAUST SHAFT ENCLOSURES SUPPORTING PLATFORM SPACES CONSIST OF 2-HOUR MASONRY INDICATED THUSLY:
 - [Symbol]
 - 08. 2-HR RATED INTERIOR SEPARATION FOR INITIAL T.C.O. BETWEEN TOWER A AND RETAIL PODIUM IS INDICATED THUSLY:
 - [Symbol]
 - 09. REFER TO A4-1001 THROUGH A4-1004 SERIES DWG'S FOR EXTERIOR SCOPE SEPARATION BETWEEN T AND PD.
 - 10. ELEVATOR SHALLS, STAIR LANDING, AND SERVICE ELEVATOR LOBBIES SHALL ALIGN WITH THE TOP OF FINISH FLOOR, U.O.N.
 - 11. REFER TO A0-SERIES FINISH PLANS FOR CONCRETE TOPPING SLAB, EQUIPMENT PADS, CURBS, FLOOR COATINGS, AND WALL PROTECTION.
 - 12. REFER TO A6-SERIES FOR CORE & SHELTER CEILING ASSEMBLIES AND ENCLOSED OVERHEAD MER SHUT OFFSETS.
 - 13. REFER TO A6-SERIES FOR ALL EDGE OF STRUCTURAL SLAB DIMENSIONS.
 - 14. INSULATED H. SEE BUILDING SECTIONS FOR INFO. SEE FINISH SCHEDULE FOR TYPE.
 - 15. PARTITIONS SHOWN WITHOUT SET-OUT DIMENSIONS AND LOCATED AT A GRIDLINE MUST BE LOCATED THUSLY:
 - [Symbol] FACE ALIGNED
 - [Symbol] CENTERED

- FLOOR PLAN INTERSECTION NOTES**
- 1. ALL DEBASING PARTITIONS ARE 1" THICK (NOM.) REINFORCED MASONRY, U.O.N.
 - 2. SEE A4-1 SERIES DRAWINGS FOR ENLARGED LOADING DOCK PLANS & SECTIONS.
 - 3. SEE A4-1001 FOR RETAIL PODIUM INCOMING UTILITY CONNECTIONS.

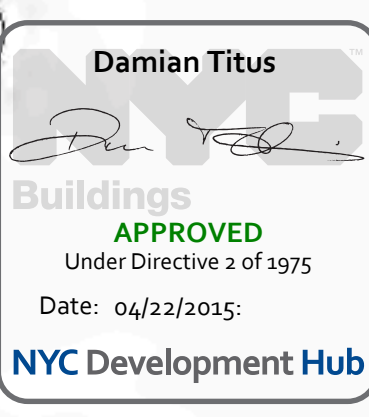
Detail Podium #8 If Application filed in conjunction with NB 121186251 per direction of Commission. Details for work indicated. Complete zoning, code, signage, and fire safety reviewed under NB 121186251.

UNASSIGNED [000A-201]

MATCHLINE SEE DRAWING A1-0005

FLOOR PLAN 00 (DISPLAY 0) (STREET) SECTOR 06A

SCALE: 1/8" = 1'-0"



HUDSON YARDS - RETAIL PODIUM AND TOWER A
300 WEST 33RD STREET
New York, NY

Client
Related Companies
60 Columbus Circle
New York, NY 10023
TEL: 212.801.1000 FAX: 212.801.1048

Contract Properties Group
300 Park Avenue, 17th Floor
New York, NY 10022
TEL: 212.966.7514 FAX: 212.966.7510

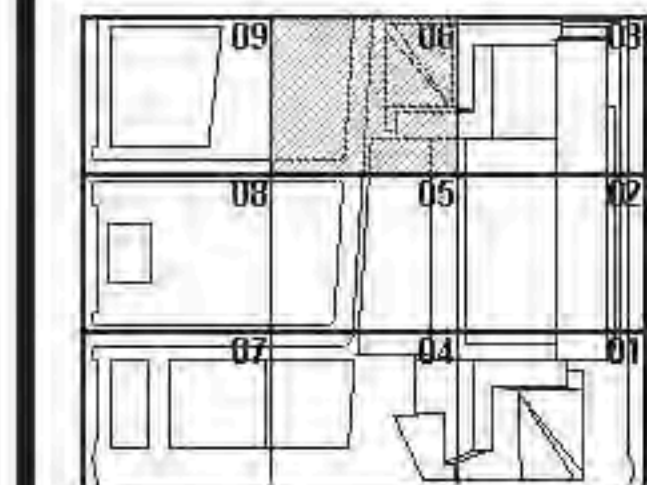
Architect
John Pedraza & Fox Associates
11 West 42nd Street
New York, New York 10036
TEL: 212.977.6000 FAX: 212.956.2526

Structural Engineer
Thomson Tomasetti, Inc.
51 Madison Avenue
New York, New York 10017
TEL: 917.661.7800 FAX: 917.661.7801

Mechanical, Electrical, Plumbing, Fire Protection
Janis Baum & Bolles Consulting Engineers
50 Pine Street
New York, NY 10013
TEL: 212.533.9300 FAX: 212.269.5894

Retail Interior Design & Planning
Ellen Mandel
200 A Street
Boston, MA 02210
TEL: 617.426.1300

D.B. BUILDING PERMIT #120 12/09/14



HYE - TA - A1-0006A

FLOOR PLAN 00
SECTOR 06A
(MARKETING 0)

Drawing Number
A1-0006A
Drawing Number
A-121.00



Client
Related Companies
60 Columbus Circle
New York, NY 10023
TEL: 212.801.1000 FAX: 212.801.1048

Contract Properties Group
320 Park Avenue, 17th Floor
New York, NY 10022
TEL: 212.966.7314 FAX: 212.966.7310

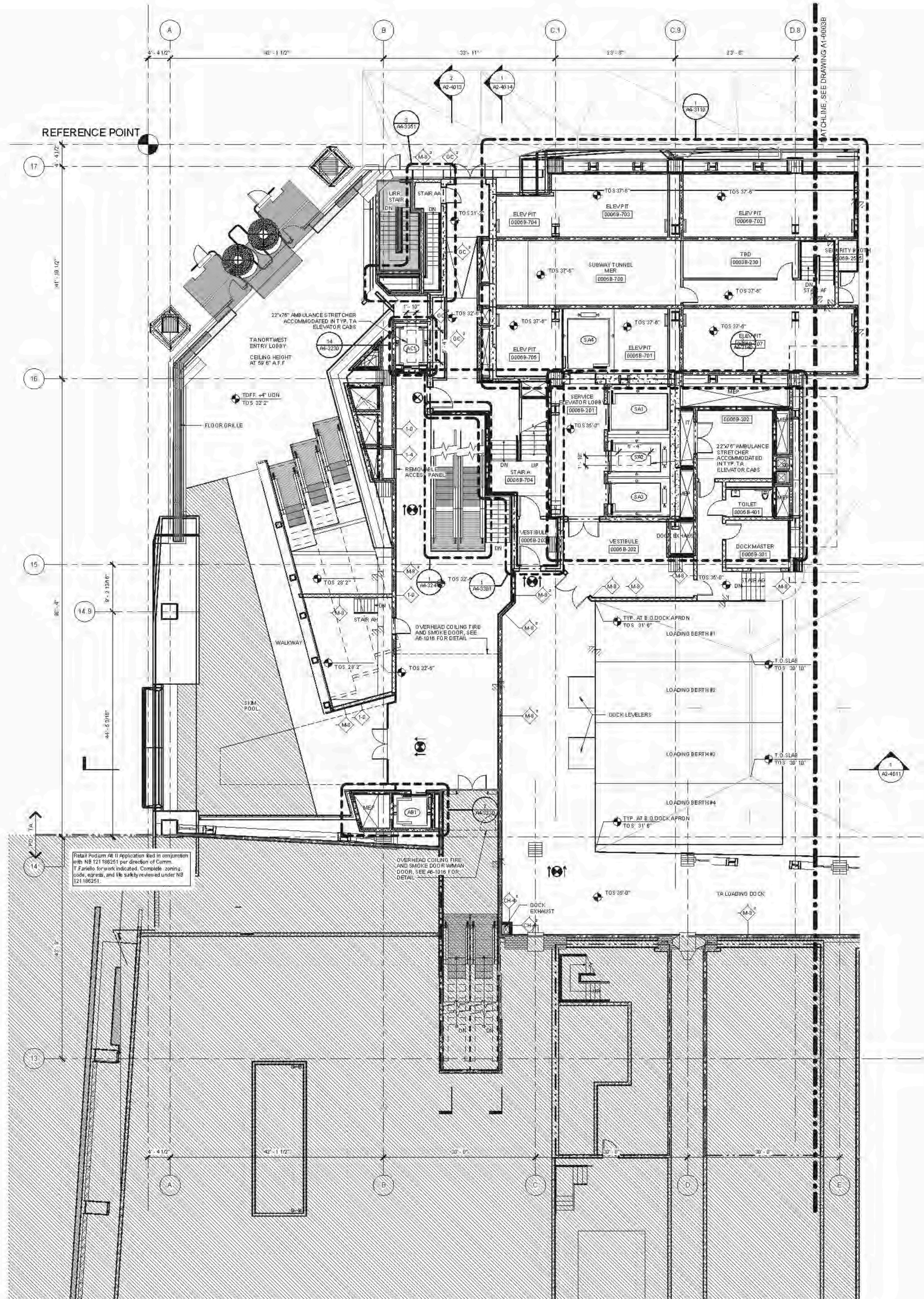
Architect
Kohn Pedersen Fox Assoc. Inc. PC
Architects & Planning Consultants
11 West 42nd Street
New York, New York 10036
TEL: 212.977.6200 FAX: 212.956.2526

Structural Engineer
Thomson Townsend, Inc.
21 Madison Avenue
New York, New York 10010
TEL: 917.661.7800 FAX: 718.661.7801

Mechanical, Electrical, Plumbing, Fire Protection
Janis Baum & Bolles Consulting Engineers PC
80 Pine Street
New York, NY 10013
TEL: 212.530.9300 FAX: 212.269.5894

- AL-SERIES GENERAL NOTES**
- SEE DRAWING A6-010X SERIES FOR PARTITION SCHEDULE AND SYMBOL DESCRIPTION.
 - SEE SPECIFICATION FOR CONVEYANCE EQUIPMENT SCHEDULE AND DRAWING A6-010X SERIES FOR STAIR SCHEDULE AND STAIR COMPONENT TYPES.
 - SLOPING GRIDLINES ARE INDICATED THUSLY:
 - FIRE-RATED PARTITIONS ARE INDICATED:
1-HOUR:
2-HOUR:
3-HOUR:
 - SEE A-SERIES ENLARGED CORE PLANS FOR SPECIFIC PARTITION TYPES NOT IDENTIFIED IN THIS PLAN SERIES.
 - FOR TOWER A SPECIFIC INFORMATION IN SECTORS 01, 02, 03A, 04, 05, AND 06, REFER TO A-SERIES DWG'S ENDING IN 018 AND 098. FOR RETAIL PODIUM SPECIFIC INFORMATION IN SECTORS 07 & 08, REFER TO A-SERIES DWG'S ENDING IN 03A AND 03B.
 - ALL FIRE STAIRS ENCLOSURES IN SECTORS 01, 02, 03A, 04, 05, AND 06, CONSIST OF 2-HOUR MASONRY (U.O.N.).
 - ALL GIM AT FIRE STAIR ENCLOSURES AND ELEVATOR HOISTWAY ENCLOSURES SHALL BE IMPACT RESISTANT.
 - INTAKE AND EXHAUST SHAFT ENCLOSURES SUPPORTING PLATFORM SPACES CONSIST OF 2-HOUR MASONRY.
 - 3-HR. RATED INTERIOR SEPARATION FOR INITIAL T.O. BETWEEN TOWER A AND RETAIL PODIUM IS INDICATED THUSLY:
 - REFER TO A2-300X SERIES DWG'S FOR ELEVATOR SCOPE SEPARATION BETWEEN TA AND PD.
 - REFER TO S-SERIES DWG'S FOR EDGE OF SLAB INFORMATION.

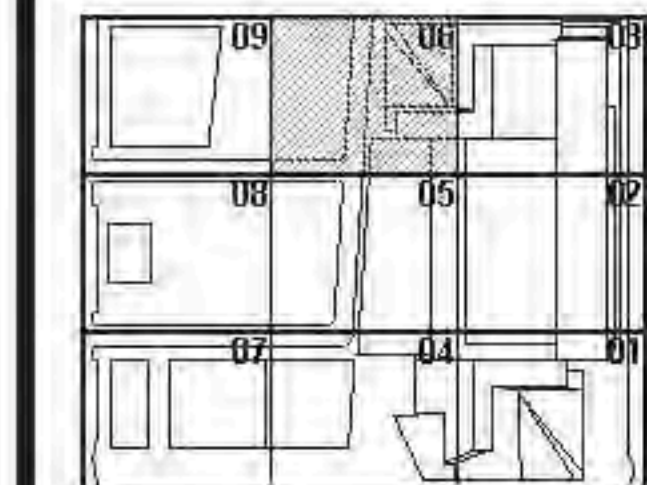
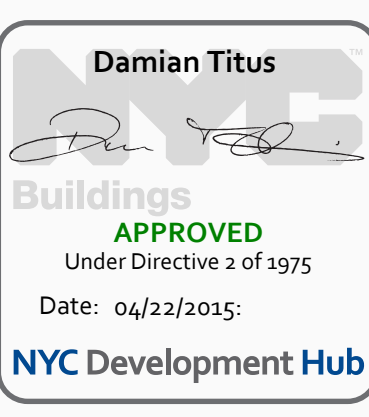
- FLOOR PLAN NOTES (TA AND LOADING)**
- REFER TO PL-SERIES DWG'S FOR INITIAL STAIR, DC SUB STATION AND LIRR LOADING AREA INFORMATION.



Retail Podium AB II Application filed in compliance with N.Y. City Local Law 24 of 2014 per direction of Council. If Family for work indicated. Complete zoning, code, approval, and file liability released under N.Y. City Local Law 24 of 2014.

OVERHEAD COILING FIRE AND SMOKE DOOR W/ MAN DOOR. SEE A6-1014 FOR DETAIL.

FLOOR PLAN 00 (DISPLAY 0) SECTOR 06
1/8" = 1'-0"



HYE - TA - A1-0006B

FLOOR PLAN 00
SECTOR 06B
(MARKETING 0)

Drawing Number
A1-0006B
Drawing Number
A-122.00


FLOOR PLAN 00 (DISPLAY 0) SECTOR 06
 CAMP/RA/1775_AVE_TA_VFF_DRAWING_2014_05_08_PROJ/01/plan/00
 4/22/2015 1:31:25 PM

- 01. SEE DRAWING A6-0101 FOR PARTITION SCHEDULE AND SYMBOL DESCRIPTION.
- 02. SEE SPECIFICATION FOR COMPLIANCE EQUIPMENT SCHEDULE AND DRAWING A4-0101 FOR STAIR SCHEDULE AND STAIR COMPONENT TYPES.
- 03. SLOPING GRIDLINES ARE INDICATED THUSLY:
 - 1: A0-2505
 - 2: A0-2515
 - 3: A0-2505
- 04. FIRE-RATED PARTITIONS ARE INDICATED:
 - 1-HOUR: [Symbol]
 - 2-HOUR: [Symbol]
 - 3-HOUR: [Symbol]
 SEE A4-SERIES ENLARGED CORE PLANS FOR SPECIFIC PARTITION TYPES NOT IDENTIFIED IN THIS PLAN SERIES.
- 05. FOR TOWER A SPECIFIC INFORMATION IN SECTORS 03 & 04, REFER TO A1-SERIES DWG'S ENCL. 03 & 04. FOR RETAIL PODIUM SPECIFIC INFORMATION IN SECTORS 05 & 06, REFER TO A1-SERIES DWG'S ENCL. 05 & 06.
- 06. ALL FIRE STAIRS ENCLOSURES IN SECTORS 01, 02, 03, 04, 05, AND 06A CONSIST OF 2-HOUR MASONRY U.O.N. INDICATED THUSLY:
 - 1: A0-2505
 - 2: A0-2515
- 07. INTAKE AND EXHAUST SHAFT ENCLOSURES SUPPORTING PLATFORM SPACES CONSIST OF 3-HOUR MASONRY INDICATED THUSLY:
 - 1: A0-2505
 - 2: A0-2515
- 08. 2-HR RATED INTERIOR SEPARATION FOR INITIAL T.O.D. BETWEEN TOWER A AND RETAIL PODIUM IS INDICATED THUSLY:
 - 1: A0-2505
 - 2: A0-2515
- 09. REFER TO A0-1001 THROUGH A0-1004 SERIES DWG'S FOR EXTERIOR SCOPE SEPARATION BETWEEN TA AND PD.
- 010. ELEVATOR SILLS, STAIR LANDINGS, AND SERVICE ELEVATOR LOBBIES SHALL ALIGN WITH THE TOP OF FINISH FLOOR UO.N.
- 011. REFER TO A0-SERIES FINISH PLANS FOR CONCRETE TOPPING SLAB, EQUIPMENT PADS, CURBS, FLOOR COATINGS, AND WALL PROTECTION.
- 012. REFER TO A0-SERIES FOR CORE & SHELL CEILING ASSEMBLIES AND ENCLOSED OVERHEAD NEP SHAK OFFSETS.
- 013. REFER TO S0-SERIES FOR ALL EDGE OF STRUCTURAL SLAB DIMENSIONS.
- 014. INSULATION, SEE BUILDING SECTIONS FOR INFO, SEE FINISH SCHEDULE FOR TYPE.
- 015. PARTITIONS SHOWN WITHOUT SET-OUT DIMENSIONS AND LOCATED AT A GRIDLINE ARE TO BE LOCATED THUSLY:
 - 1: FACE-ALIGNED
 - 2: CENTERED

FLOOR 01 (PLAZA) GENERAL NOTES

- 1. T.O.F.F. IS EL. +40'-0"; U.O.N.
- 2. PARTITION LEGEND:
 - [Symbol] CORE AND SHELL
 - [Symbol] COMMON INTERIORS
 - [Symbol] TENANT FIT-OUT

**HUDSON YARDS -
RETAIL PODIUM
AND TOWER A**
300 WEST 33RD STREET
New York, NY



Client
Related Companies
60 Columbus Circle
New York, NY 10023
TEL: 212.801.1000 FAX: 212.801.1048

General Properties Group
320 Park Avenue, 17th Floor
New York, NY 10022
TEL: 212.966.7514 FAX: 212.966.7510

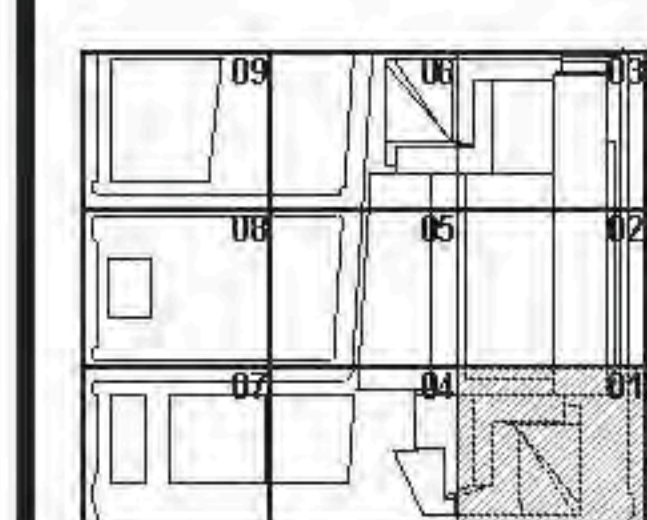
Architect
Kohn Pedersen Fox Associates
11 West 42nd Street
New York, New York 10036
TEL: 212.977.6500 FAX: 212.956.2526

Structural Engineer
Thorburn Tomasetti, Inc.
51 Madison Avenue
New York, New York 10010
TEL: 917.661.7800 FAX: 718.661.7801

Mechanical, Electrical, Plumbing, Fire Protection
Janos Baum & Boltes Consulting Engineers
80 Pine Street
New York, NY 10013
TEL: 212.530.9300 FAX: 212.269.3804

Retail Interior Design & Planning
Ellios-Monfredi
300A School Street
Boston, MA 02210
TEL: 617.426.1300

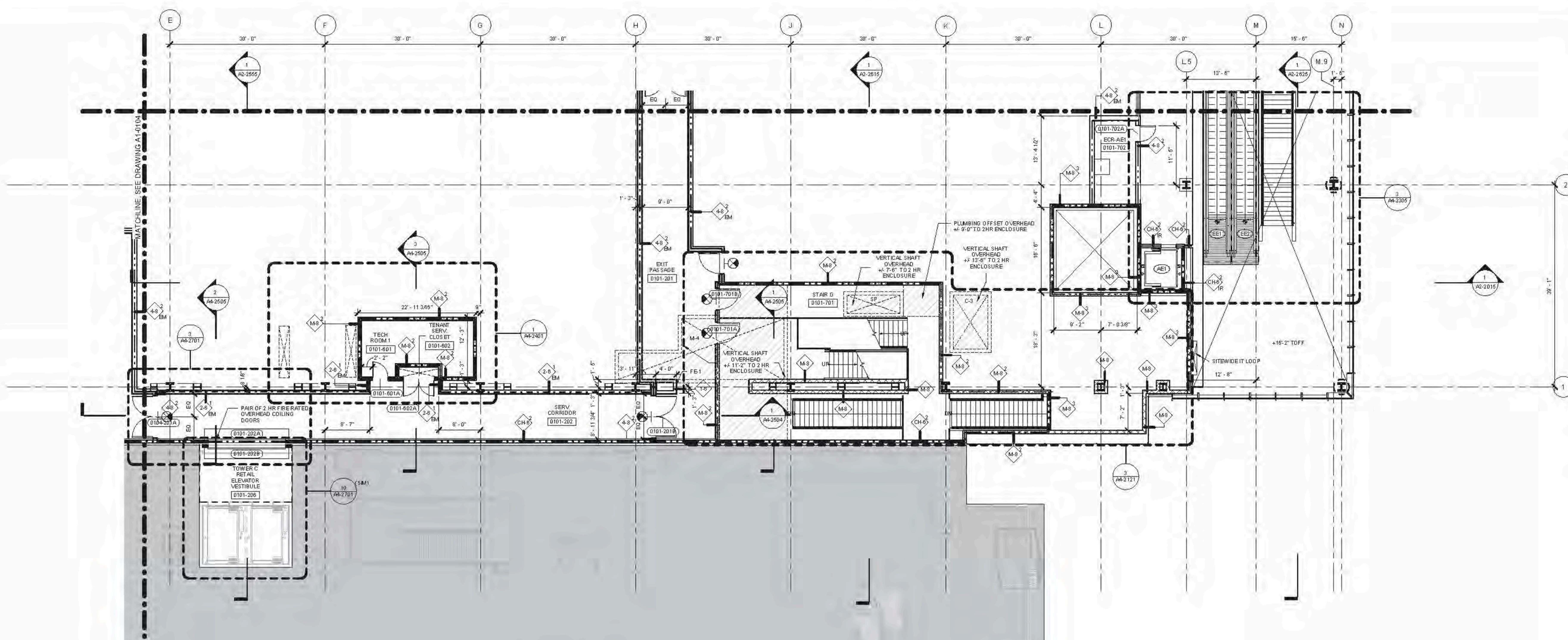
D.O.B. BUILDING PERMIT BUILDING 1220020H
Date: 06/22/2015



HYE - TA - A1-0101

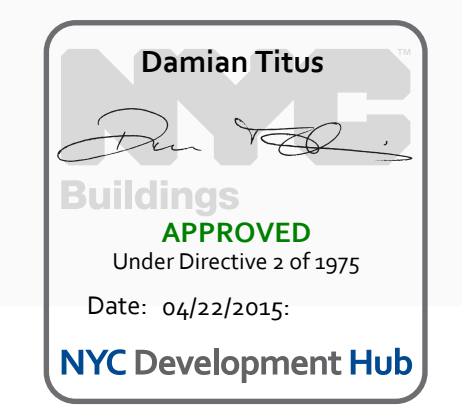

**FLOOR PLAN 01
(PLAZA) SECTOR 01**

Sheet Number
A1-0101
Sheet Drawing Name
A-123.00
SHEET 24 OF 500



**TOWER C
SEPARATE CONTRACT
FILED UNDER
APPLICATION #
121324290**

1 FLOOR PLAN 01 (DISPLAY 1) SECTOR 01
SCALE: 1/8" = 1'-0"



FLOOR PLAN 01 (DISPLAY 1) SECTOR 01
C:\P\B\A101\178_HYE_PD_FF_FLOOR_01\1000_1.mxd
3/17/2015 4:57:40 PM

- SEE DRAWING A6-0101 FOR PARTITION SCHEDULE AND SYMBOL DESCRIPTION.
- SEE SPECIFICATION FOR COMEYANCE EQUIPMENT SCHEDULE AND DRAWING A4-0101 FOR STAIR SCHEDULE AND STAIR COMPONENT TYPES.
- SLOPING BRICKLINES ARE INDICATED THUSLY:
- FIRE-RATED PARTITIONS ARE INDICATED:
1-HOUR:
2-HOUR:
3-HOUR:
SEE AN-SERIES ENLARGED CORE PLANS FOR SPECIFIC PARTITION TYPES NOT IDENTIFIED IN THIS PLAN SERIES.
- FOR TOWER A SPECIFIC INFORMATION IN SECTIONS 04 & 06, REFER TO A1-SERIES DWGS ENDING IN 04 AND 06. FOR RETAIL PODIUM SPECIFIC INFORMATION IN SECTIONS 08 & 09, REFER TO A1-SERIES DWGS ENDING IN 08 AND 09.
- ALL FIRE STAIRS ENCLOSURES IN SECTIONS 01, 02, 03A, 04, 05 AND 06A CONSIST OF 2-HR MASONRY U.O.N. INDICATED THUSLY:
- INTAKE AND EXHAUST SHAFT ENCLOSURES SUPPORTING PLATFORM SPACES CONSIST OF 2-HR MASONRY INDICATED THUSLY:
- 2-HR RATED INTERIOR SEPARATION FOR INITIAL T.C.O. BETWEEN TOWER A AND RETAIL PODIUM IS INDICATED THUSLY:
- REFER TO A6-1001 THROUGH A6-1004A SERIES DWGS FOR EXTERIOR SCOPE SEPARATION BETWEEN TA AND PD.
- ELEVATOR SILLS, STAIR LANDING, AND SERVICE ELEVATOR LOBBIES SHALL ALIGN WITH THE TOP OF FINISH FLOOR U.O.N.
- REFER TO A2-SERIES FINISH PLANS FOR CONCRETE TOPPING SLAB, EQUIPMENT PADS, CURBS, FLOOR COATINGS, AND WALL PROTECTION.
- REFER TO A6-SERIES FOR CORE & SHELL BEILING ASSEMBLIES AND ENCLOSED OVERHEAD MECH. SHAFT OFFSETS.
- INSULATION: SEE BUILDING SECTIONS FOR INFO, SEE FINISH SCHEDULE FOR TYPE.
- PARTITIONS SHOWN WITHOUT SET-OUT DIMENSIONS AND LOCATED AT A GRIDLINE ARE TO BE LOCATED THUSLY:

- FLOOR 01 (PLAZA) GENERAL NOTES
- T.O.F.F. IS EL. +40'-0" U.O.N.
 - PARTITION LEGEND:

CORE AND SHELL

COMMON INTERIORS

TENANT FIT-OUT

**HUDSON YARDS -
RETAIL PODIUM
AND TOWER A**
300 WEST 33RD STREET
New York, NY

Client
Related Companies
60 Columbus Circle
New York, NY 10023
TEL: 212.801.1000 FAX: 212.801.1048

Owner
Oxford Properties Group
320 Park Avenue, 17th Floor
New York, NY 10022
TEL: 212.966.7514 FAX: 212.966.7510

Architect
Kohn Pedersen Fox Associates
11 West 42nd Street
New York, New York 10036
TEL: 212.977.6500 FAX: 212.956.2526

Structural Engineer
Thorburn Tomasek Inc.
51 Madison Avenue
New York, New York 10010
TEL: 917.661.7800 FAX: 718.661.7801

Mechanical, Electrical, Plumbing, Fire Protection
Janos Baum & Bolles Consulting Engineers
80 Pine Street
New York, NY 10013
TEL: 212.530.9300 FAX: 212.269.2894

Retail Interior Design & Planning
Ellen-Monfredi
300A Street
Boston, MA 02210
TEL: 617.426.1300

DOB BUILDING PERMIT PLN 12002014
Date: 06/22/2015
NYC Development Hub

DAMIAN TITUS
APPROVED
Under Directive 2 of 2015
Date: 06/22/2015
NYC Development Hub

HYE-TA-A1-0102

FLOOR PLAN 01
(PLAZA) SECTOR 02

Scale: 1/8" = 1'-0"

DATE: 12/03/2014
PROJECT NO.: 1736
DRAWN BY: [Name]
CHECKED BY: [Name]

DATE: 12/03/2014
PROJECT NO.: 1736
DRAWN BY: [Name]
CHECKED BY: [Name]

DATE: 12/03/2014
PROJECT NO.: 1736
DRAWN BY: [Name]
CHECKED BY: [Name]

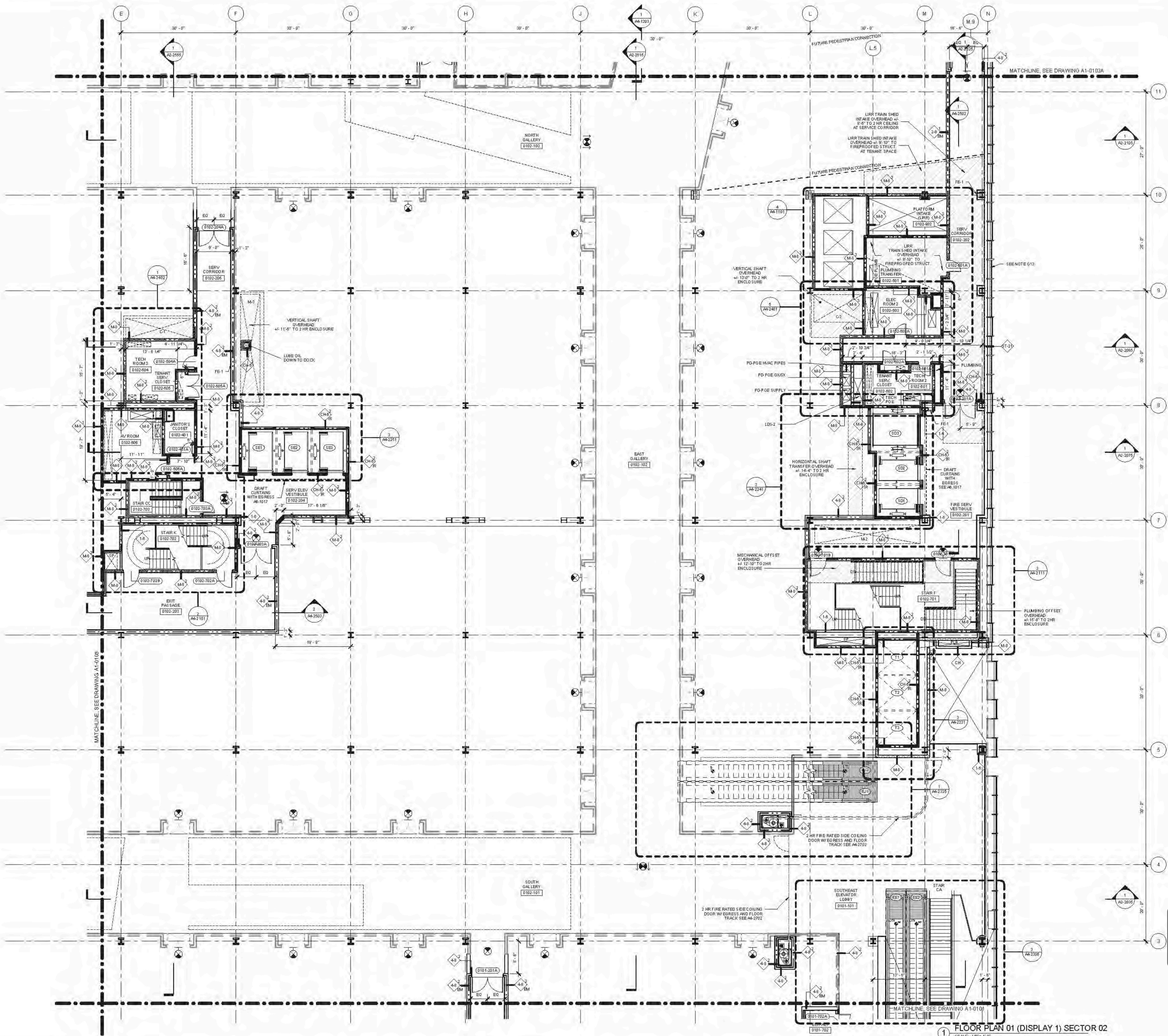
DATE: 12/03/2014
PROJECT NO.: 1736
DRAWN BY: [Name]
CHECKED BY: [Name]

DATE: 12/03/2014
PROJECT NO.: 1736
DRAWN BY: [Name]
CHECKED BY: [Name]

DATE: 12/03/2014
PROJECT NO.: 1736
DRAWN BY: [Name]
CHECKED BY: [Name]

DATE: 12/03/2014
PROJECT NO.: 1736
DRAWN BY: [Name]
CHECKED BY: [Name]

DATE: 12/03/2014
PROJECT NO.: 1736
DRAWN BY: [Name]
CHECKED BY: [Name]



FLOOR PLAN 01 (PLAZA) SECTOR 02
 C:\P\1736\1736_PDF_CODE\1110_0102_PDF.mxd
 2/17/2015 4:28:12 PM



Client
Related Companies
60 Columbus Circle
New York, NY 10023
TEL: 212.801.1000 FAX: 212.801.1048

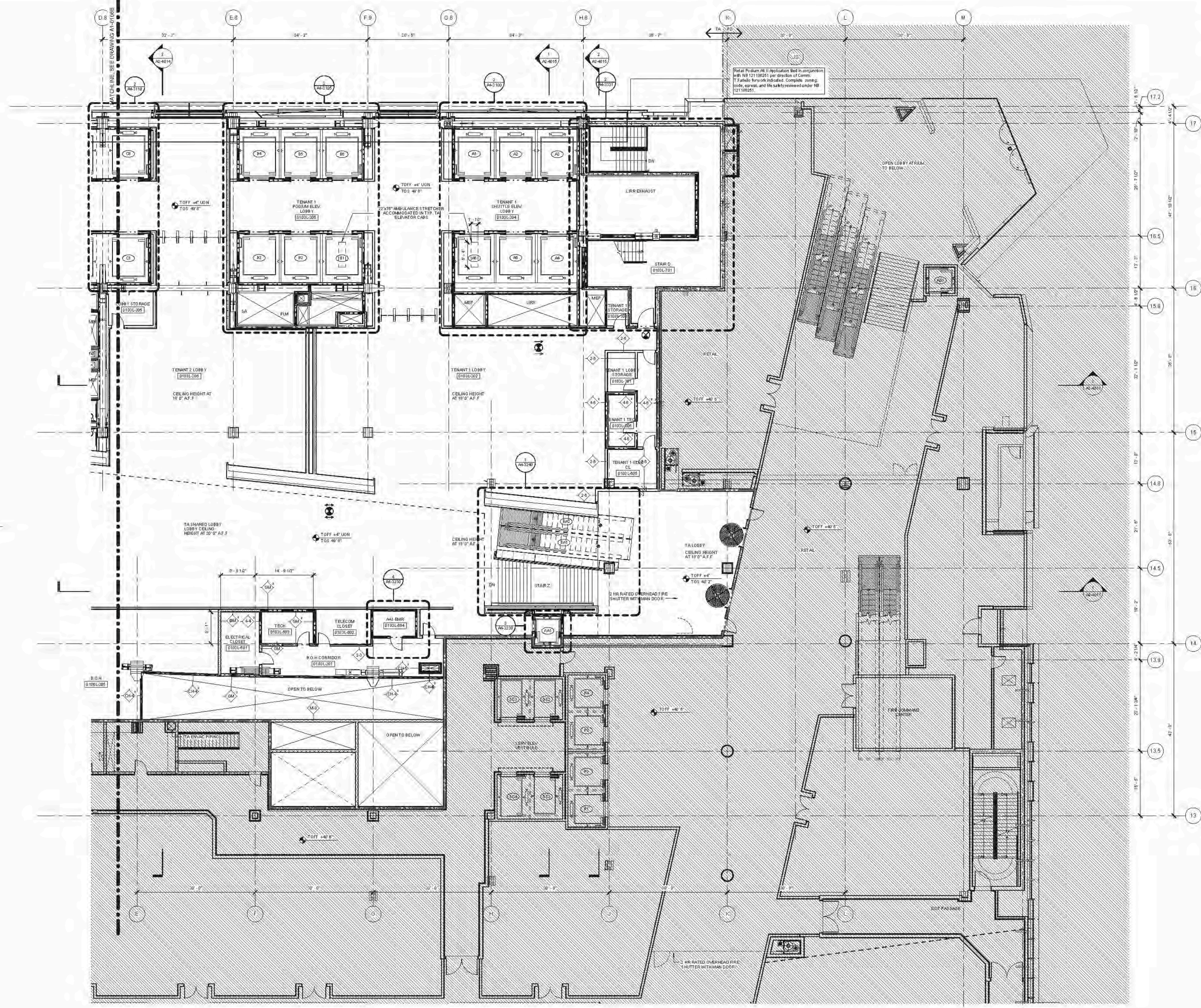
Conrad Properties Group
320 Park Avenue, 17th Floor
New York, NY 10022
TEL: 212.966.7314 FAX: 212.966.7310

Architect
Kohn Pedersen Fox Associates PC
Architects & Planning Consultants
11 West 42nd Street
New York, New York 10036
TEL: 212.977.6200 FAX: 212.956.2526

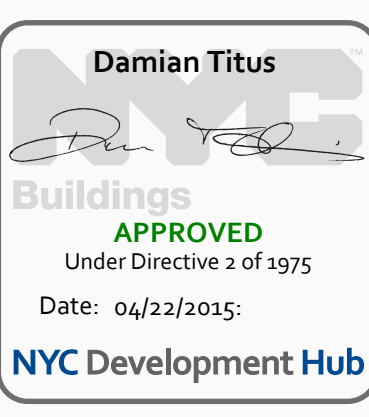
Structural Engineer
Thomson Tomasetti, Inc.
21 Madison Avenue
New York, New York 10010
TEL: 917.661.7800 FAX: 718.661.7801

Mechanical, Electrical, Plumbing, Fire Protection
James Baum & Bolles Consulting Engineers
80 Pine Street
New York, NY 10013
TEL: 212.530.9300 FAX: 212.269.5894

- GENERAL NOTES**
- SEE DRAWING A6-0103 SERIES FOR PARTITION SCHEDULE AND SYMBOL DESCRIPTION.
 - SEE SPECIFICATION FOR CONVEYANCE EQUIPMENT SCHEDULE AND DRAWING A6-0103 FOR STAIR SCHEDULE AND STAIR COMPONENT TYPES.
 - SLOPING GRIDLINES ARE INDICATED THUSLY:
 - FIRE RATED PARTITIONS ARE INDICATED:
1-HOUR:
2-HOUR:
3-HOUR:
 - SEE A SERIES ENLARGED CORE PLANS FOR SPECIFIC PARTITION TYPES NOT IDENTIFIED IN THIS PLAN SERIES.
 - FOR TOWER A'S SPECIFIC INFORMATION IN SECTORS 03 & 06, REFER TO ALL SERIES DWGS ENDING IN 038 AND 098. FOR RETAIL PODIUM SPECIFIC INFORMATION IN SECTORS 03 & 06, REFER TO A1-SERIES DWGS ENDING IN 038 AND 098.
 - ALL FIRE STAIRS ENCLOSURES IN SECTORS 01, 02, 03A, 04, 05, AND 06A, CONSIST OF 2-HOUR MASONRY (U.O.N.).
 - ALL GIM AT FIRE STAIR ENCLOSURES AND ELEVATOR HOISTWAY ENCLOSURES SHALL BE IMPACT RESISTANT.
 - INTAKE AND EXHAUST SHAFT ENCLOSURES SUPPORTING PLATFORM SPACES CONSIST OF 2-HOUR MASONRY.
 - 3-HR RATED INTERIOR SEPARATION FOR INITIAL T.O. BETWEEN TOWER A AND RETAIL PODIUM IS INDICATED THUSLY:
 - REFER TO A6-0103X SERIES DWGS FOR EXTERIOR SCOPE SEPARATION BETWEEN TA AND PD.
 - REFER TO S SERIES DWGS FOR EDGE OF SLAB INFORMATION.



FLOOR PLAN 01 TA LOBBY (DISPLAY TL)
SECTOR 03
1/8" = 1'-0"



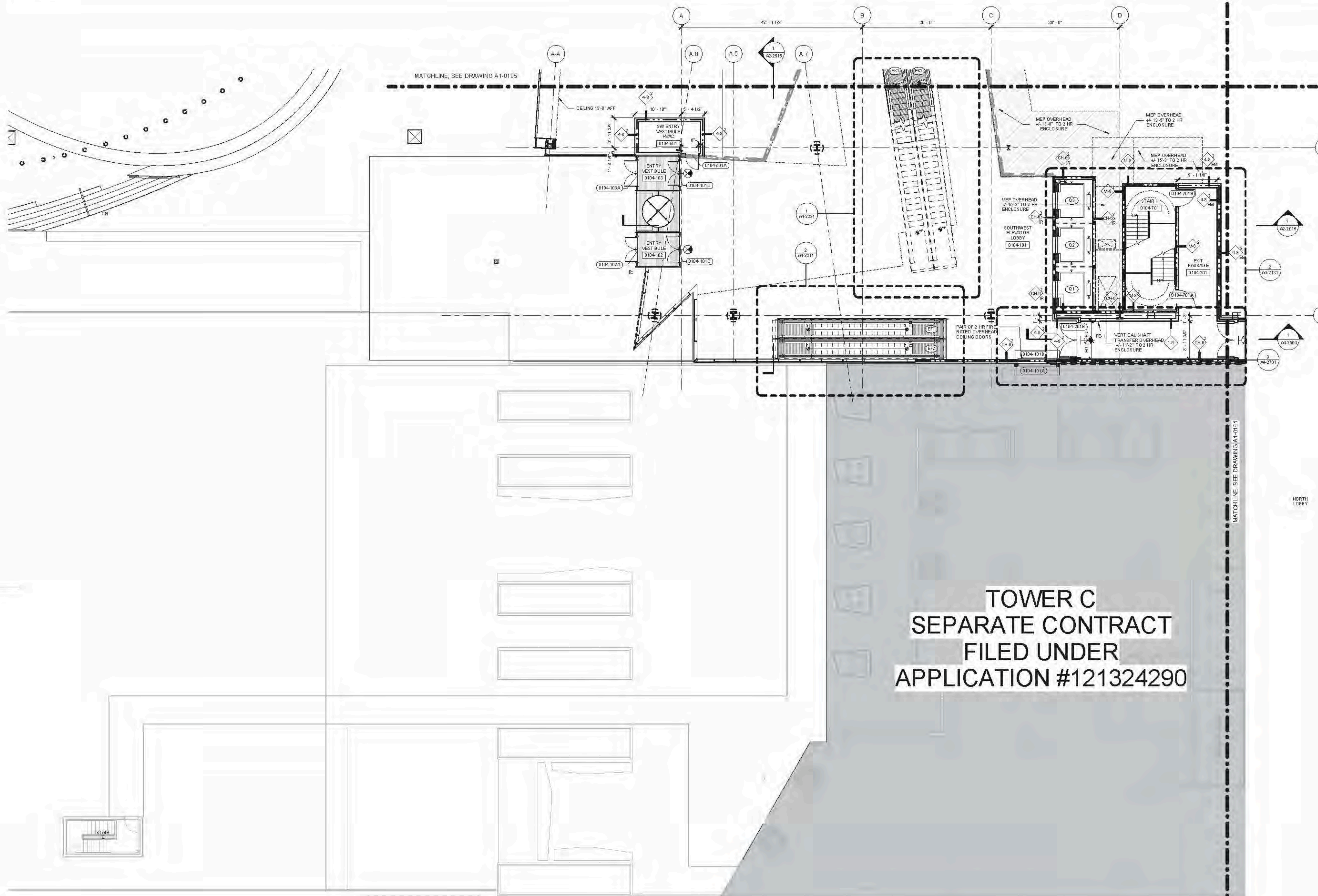
HYE - TA - A1-0103B

FLOOR PLAN 01 TA LOBBY
SECTOR 03B
(MARKETING IL)

Drawing Number: **A1-0103B**
Revision Drawing Number: **A-126.00**

SHEET 27 OF 500

A1-0103B
 20240514 08:31 PM
 FLOOR PLAN TA LOBBY (DISPLAY TL) SECTOR 03B
 CAMPBELL/179, NIE, TA, PFF, LOBE, 201408, 009 PROCEED, final.mxd



- A1-SERIES GENERAL NOTES**
- SEE DRAWING A6-0101 FOR PARTITION SCHEDULE AND SYMBOL DESCRIPTION.
 - SEE SPECIFICATION FOR COMPLIANCE EQUIPMENT SCHEDULE AND DRAWING A4-0101 FOR STAIR SCHEDULE AND STAIR COMPONENT TYPES.
 - SLOPING GRIDLINES ARE INDICATED THUS:
 - FIRE-RATED PARTITIONS ARE INDICATED:
 1-HOUR:
 2-HOUR:
 3-HOUR:
 SEE A4-SERIES ENLARGED CORE PLANS FOR SPECIFIC PARTITION TYPES NOT IDENTIFIED IN THIS PLAN SERIES.
 - FOR TOWER A SPECIFIC INFORMATION IN SECTIONS 01 & 02, REFER TO A1-SERIES DWGS ENDS AND 03 & 04 FOR RETAIL PODIUM SPECIFIC INFORMATION IN SECTIONS 05 & 06. REFER TO A1-SERIES DWGS ENDS IN 03A AND 03A.06A.
 - ALL FIRE STAIRS ENCLOSURES IN SECTIONS 01, 02, 03A, 04, 05 AND 06A CONSIST OF 2-HOUR MASONRY U.O.N. INDICATED THUS:
 - INTAKE AND EXHAUST SHAFT ENCLOSURES SUPPORTING PLATFORM SPACES CONSIST OF 3-HOUR MASONRY INDICATED THUS:
 - 2-HR RATED INTERIOR SEPARATION FOR INITIAL T.C.O. BETWEEN TOWER A AND RETAIL PODIUM IS INDICATED THUS:
 - REFER TO A0-1001 THROUGH A0-1004 SERIES DWGS FOR EXTERIOR SCOPE SEPARATION BETWEEN TA AND PD.
 - ELEVATOR SILLS, STAIR LANDINGS, AND SERVICE ELEVATOR Lobbies SHALL ALIGN WITH THE TOP OF FINISH FLOOR UO.N.
 - REFER TO A0-SERIES FINISH PLANS FOR CONCRETE TOPPING SLAB, EQUIPMENT PADS, CURBS, FLOOR COATINGS, AND WALL PROTECTION.
 - REFER TO A0-SERIES FOR CORE & SHELL DELINE ASSUMES AND ENCLOSED OVERHEAD MEP SHED OFFSETS.
 - REFER TO A0-SERIES FOR ALL EDGE OF STRUCTURAL SLAB DIMENSIONS.
 - INSULATION, SEE BUILDING SECTIONS FOR INFO, SEE FINISH SCHEDULE FOR TYPE.
 - PARTITIONS SHOWN WITHOUT SET-UP DIMENSIONS AND LOCATED AT A GRIDLINE ARE TO BE LOCATED THUS:
- FLOOR 01 (PLAZA) GENERAL NOTES**
- T.O.F.F. IS EL. +40'-0", U.O.N.
 - PARTITION LEGEND:

 CORE AND SHELL

 COMMON INTERIORS

 TENANT FIT-OUT

**TOWER C
SEPARATE CONTRACT
FILED UNDER
APPLICATION #121324290**

**HUDSON YARDS -
RETAIL PODIUM
AND TOWER A**
300 WEST 33RD STREET
New York, NY

Client
Related Companies
60 Columbus Circle
New York, NY 10023
TEL: 212.801.1000 FAX: 212.801.1048

Original Properties Group
320 Park Avenue, 17th Floor
New York, NY 10022
TEL: 212.966.7514 FAX: 212.966.7510

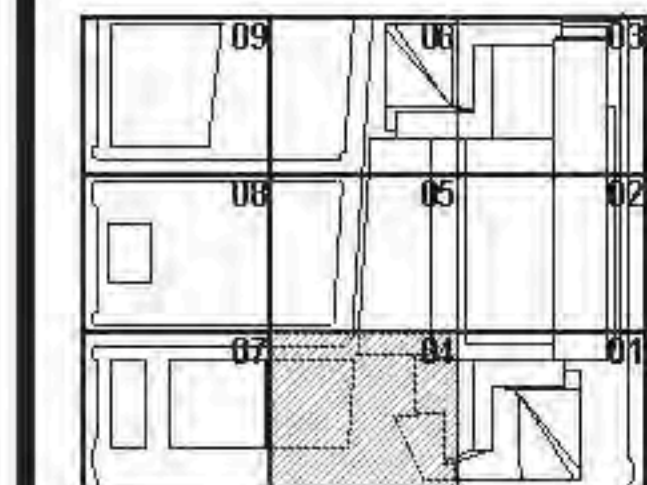
Architect
Kohn Pedersen Fox Associates
11 West 42nd Street
New York, New York 10036
TEL: 212.977.6500 FAX: 212.956.2526

Structural Engineer
Thorburn Tomasek Inc.
51 Madison Avenue
New York, New York 10010
TEL: 917.661.7800 FAX: 718.661.7801

Mechanical, Electrical, Plumbing, Fire Protection
Janos Baum & Bolles Consulting Engineers
80 Pine Street
New York, NY 10013
TEL: 212.530.9300 FAX: 212.269.3894

Retail Interior Design & Planning
Ellen Manfredi
300 A Street
Boston, MA 02210
TEL: 617.426.1300

D.O.B. BUILDING PERMIT #1210 12/20/2014



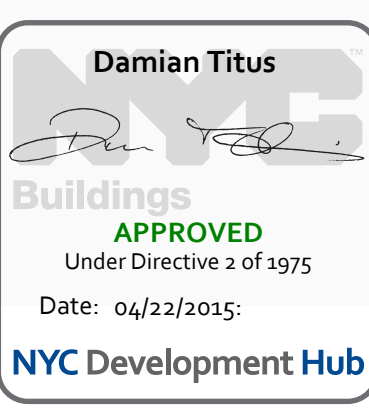
Issue Date: 12/02/2014
 Project No: 1276
 Drawing No: HYE-TA-A1-0104
 Drawing Title: FLOOR PLAN 01 (PLAZA) SECTOR 04

HYE-TA-A1-0104

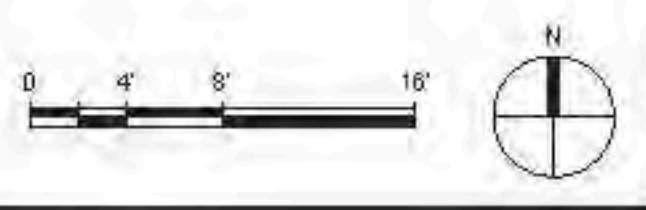
**FLOOR PLAN 01
(PLAZA) SECTOR 04**

Drawing Number:
A1-0104
 When Drawing Number:
A-127.00

SHEET 28 OF 500

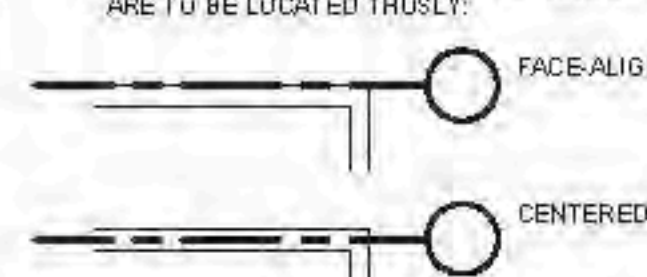


1 FLOOR PLAN 01 (DISPLAY 1) SECTOR 04
SCALE: 1/8" = 1'-0"




FLOOR PLAN 01 (PLAZA) SECTOR 04
 C:\P\121324290\1276_HYE_PD_01_FLOOR_PLAN_01.dwg, mpr, rvt
 2/17/2015 4:59:48 PM
 A1-0104

- 01. SEE DRAWING A6-0101 FOR PARTITION SCHEDULE AND SYMBOL DESCRIPTION.
- 02. SEE SPECIFICATION FOR COMPLIANCE EQUIPMENT SCHEDULE AND DRAWING A4-0101 FOR STAIR SCHEDULE AND STAIR COMPONENT TYPES.
- 03. SLOPING GRIDLINES ARE INDICATED THUSLY:
 - 1: 30
- 04. FIRE-RATED PARTITIONS ARE INDICATED:
 - 1-HOUR: [Symbol]
 - 2-HOUR: [Symbol]
 - 3-HOUR: [Symbol]
 SEE AN-SERIES ENLARGED CORE PLANS FOR SPECIFIC PARTITION TYPES NOT IDENTIFIED IN THIS PLAN SERIES.
- 05. FOR TOWER A SPECIFIC INFORMATION IN SECTORS 04 & 06, REFER TO AI-SERIES DWG'S ENDING IN 04A AND 06A. FOR RETAIL PODIUM SPECIFIC INFORMATION IN SECTORS 07 & 08, REFER TO AI-SERIES DWG'S ENDING IN 07A AND 08A.
- 06. ALL FIRE STAIRS ENCLOSURES IN SECTORS 09, 10, 04A, 06A AND 08A CONSIST OF 2-HOUR MASONRY U.O.N. INDICATED THUSLY:
 - M-2
- 07. INTAKE AND EXHAUST SHAFT ENCLOSURES SUPPORTING PLATFORM SPACES CONSIST OF 3-HOUR MASONRY INDICATED THUSLY:
 - M-3
- 08. 2-HR RATED INTERIOR SEPARATION FOR INITIAL T.C.O. BETWEEN TOWER A AND RETAIL PODIUM IS INDICATED THUSLY:
 - TA
 - PD
 REFER TO A0-1001 THROUGH A0-1004 SERIES DWG'S FOR EXTERIOR SCOPE SEPARATION BETWEEN TA AND PD.
- 09. ELEVATOR SILLS, STAIR LANDINGS, AND SERVICE ELEVATOR LOBBIES SHALL ALIGN WITH THE TOP OF FINISH FLOOR.
- 10. REFER TO A0-SERIES FINISH PLANS FOR CONCRETE TOPPING SLAB, EQUIPMENT PADS, CURBS, FLOOR COATINGS, AND WALL PROTECTION.
- 11. REFER TO A0-SERIES FOR CORE & SHELL CEILING ASSEMBLIES AND ENCLOSED OVERHEAD MECH. SHED SHEET SET'S.
- 12. REFER TO S0-SERIES FOR ALL EDGE OF STRUCTURAL SLAB DIMENSIONS.
- 13. INSULATION - SEE BUILDING SECTIONS FOR INFO, SEE FINISH SCHEDULE FOR TYPE.
- 14. PARTITIONS SHOWN WITHOUT SET-OUT DIMENSIONS AND LOCATED AT A GRIDLINE ARE TO BE LOCATED THUSLY:
 - FACE-ALIGNED
 - CENTERED



- FLOOR 01 (PLAZA) GENERAL NOTES**
- 1. T.O.F.F. IS EL. +40'-0", U.O.N.
 - 2. PARTITION LEGEND:
 - [Symbol] CORE AND SHELL
 - [Symbol] COMMON INTERIORS
 - [Symbol] TENANT FIT-OUT

HUDSON YARDS - RETAIL PODIUM AND TOWER A
 300 WEST 33RD STREET
 New York, NY



Client
 Related Companies
 60 Columbus Circle
 New York, NY 10023
 TEL: 212.801.1000 FAX: 212.801.1048

General Properties Group
 320 Park Avenue, 17th Floor
 New York, NY 10022
 TEL: 212.866.7514 FAX: 212.986.7510

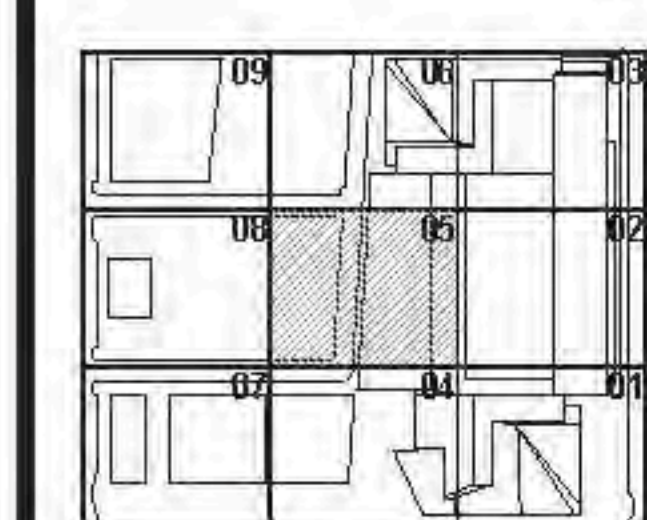
Architect
 Kohn Pedersen Fox Associates
 11 West 42nd Street
 New York, New York 10036
 TEL: 212.977.6500 FAX: 212.956.2526

Structural Engineer
 Thornton Tomasetti, Inc.
 51 Madison Avenue
 New York, New York 10017
 TEL: 917.661.7800 FAX: 917.661.7801

Mechanical, Electrical, Plumbing, Fire Protection
 Janos Baum & Bolles Consulting Engineers
 80 Pine Street
 New York, NY 10013
 TEL: 212.530.9300 FAX: 212.269.3894

Retail Interior Design & Planning
 Elton-Manfredi
 300 A Street
 Boston, MA 02210
 TEL: 617.426.1300

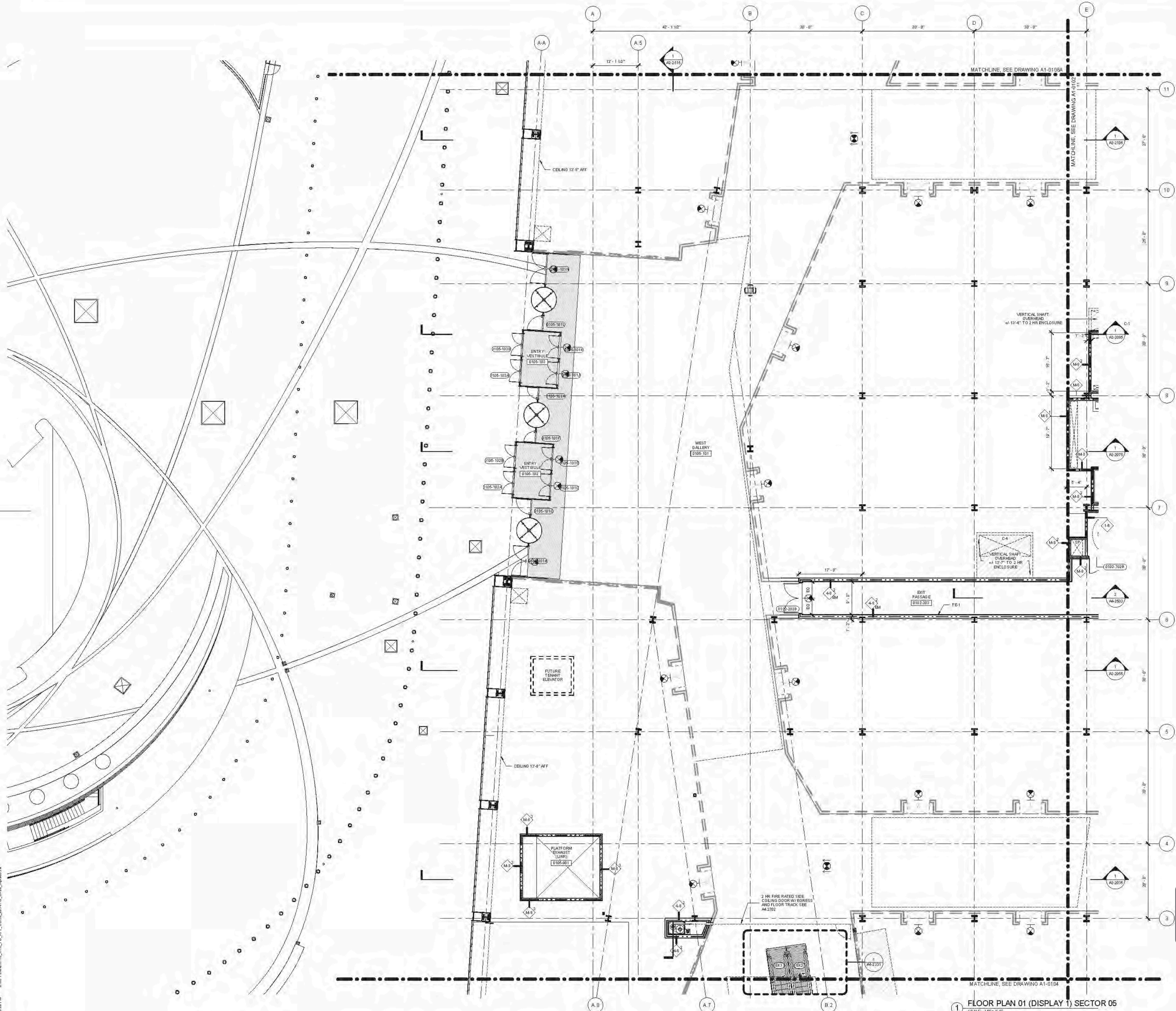
D.O.B. BUILDING PERMIT FILE NO. 12002014
 Date: 04/22/2015



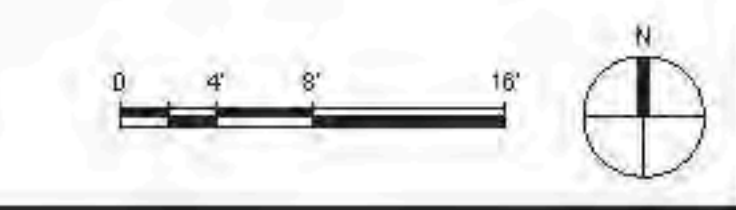
HYE - TA - A1-0105

FLOOR PLAN 01 (PLAZA) SECTOR 05

Drawing Number
A1-0105
 When Drawing Number
A-128.00



FLOOR PLAN 01 (DISPLAY 1) SECTOR 05
 SCALE: 1/8"=1'-0"



FLOOR PLAN 01 (PLAZA) SECTOR 05
 C:\P\2015\4179_HYE_PD_A1-0105_CORE_DISPLAY_01.dwg
 2/17/2015 8:00:20 PM



Chief
Related Companies
60 Columbia Circle
New York, NY 10023
TEL: 212.801.1000 FAX: 212.801.1048

Client Properties Group
320 Park Avenue, 17th Floor
New York, NY 10022
TEL: 212.966.7514 FAX: 212.966.7510

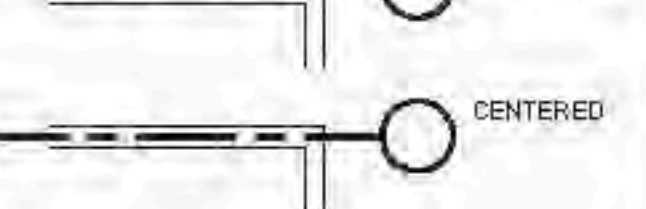
Architect
Kohn Pedersen Fox Associates
11 West 42nd Street
New York, New York 10036
TEL: 212.977.6500 FAX: 212.956.2526

Structural Engineer
Thorburn Tomasek Inc.
51 Madison Avenue
New York, New York 10010
TEL: 917.661.7800 FAX: 917.661.7801

Mechanical, Electrical, Plumbing, Fire Protection
Janos Baum & Bolles Consulting Engineers
80 Pine Street
New York, NY 10003
TEL: 212.530.9300 FAX: 212.269.3894

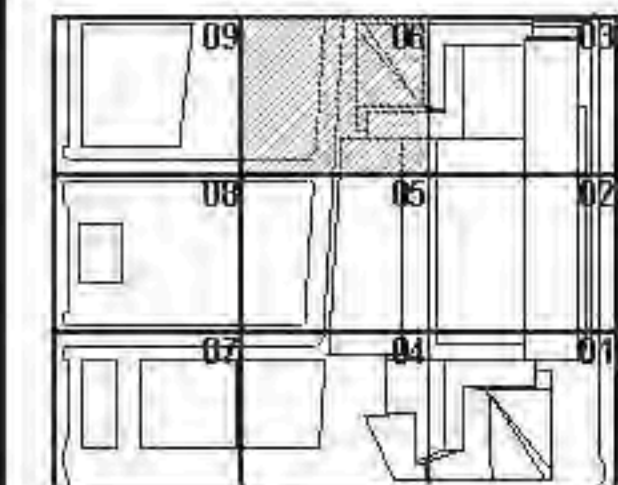
Retail Interior Design & Planning
Ellen Mandred
300 A Street
Boston, MA 02210
TEL: 617.426.1300

- A1-SERIES GENERAL NOTES**
- SEE DRAWING A6-0101 FOR PARTITION SCHEDULE AND SYMBOL DESCRIPTION.
 - SEE SPECIFICATION FOR COMPLIANCE EQUIPMENT SCHEDULE AND DRAWING A4-0101 FOR STAIR SCHEDULE AND STAIR COMPONENT TYPES.
 - SLOPING BRICKLINES ARE INDICATED THUSLY:
 - FIRE-RATED PARTITIONS ARE INDICATED:
1-HOUR:
2-HOUR:
3-HOUR:
SEE AN SERIES ENLARGED CORE PLANS FOR SPECIFIC PARTITION TYPES NOT IDENTIFIED IN THIS PLAN SERIES.
 - FOR TOWER A SPECIFIC INFORMATION IN SECTIONS G-1 & G-2, REFER TO A1-SERIES DWG'S ENDS IN 003A AND 003B.
FOR RETAIL PODIUM SPECIFIC INFORMATION IN SECTIONS G-3 & G-4, REFER TO A1-SERIES DWG'S ENDS IN 003A AND 003B.
 - ALL FIRE STAIRS ENCLOSURES IN SECTIONS G-1, G-2, G-3, G-4, G-5 AND G-6 CONSIST OF 2-HOUR MASONRY U.O.M. INDICATED THUSLY:
 - INTAKE AND EXHAUST SHWIFT ENCLOSURES SUPPORTING PLATFORM SPACES CONSIST OF 3-HOUR MASONRY INDICATED THUSLY:
 - 2-HR RATED INTERIOR SEPARATION FOR INITIAL T.C.O. BETWEEN TOWER A AND RETAIL PODIUM IS INDICATED THUSLY:
- REFER TO A0-1001 THROUGH A0-1004 SERIES DWG'S FOR EXTERIOR SCOPE SEPARATION BETWEEN TA AND PD.
- ELEVATOR SILLS, STAIR LANDINGS, AND SERVICE ELEVATOR Lobbies SHALL ALIGN WITH THE TOP OF FINISH FLOOR U.O.M.
 - REFER TO A0-SERIES FINISH PLANS FOR CONCRETE TOPPING SLAB, EQUIPMENT PADS, CURBS, FLOOR COATINGS, AND WALL PROTECTION.
 - REFER TO A0-SERIES FOR CORE & SHELL BEILING ASSEMBLIES AND ENCLOSED OVERHEAD MECH SHEET OFFSETS.
 - REFER TO A0-SERIES FOR ALL EDGE OF STRUCTURAL SLAB DIMENSIONS.
 - INSULATION: SEE BUILDING SECTIONS FOR INFO, SEE FINISH SCHEDULE FOR TYPE.
 - PARTITIONS SHOWN WITHOUT SET-OUT DIMENSIONS AND LOCATED AT A GRIDLINE ARE TO BE LOCATED THUSLY:



- FLOOR 01 (PLAZA) GENERAL NOTES**
- T.O.F.F. IS EL. +40'-0"; U.O.M.
 - PARTITION LEGEND:
CORE AND SHELL:
COMMON INTERIORS:
TENANT FIT-OUT:

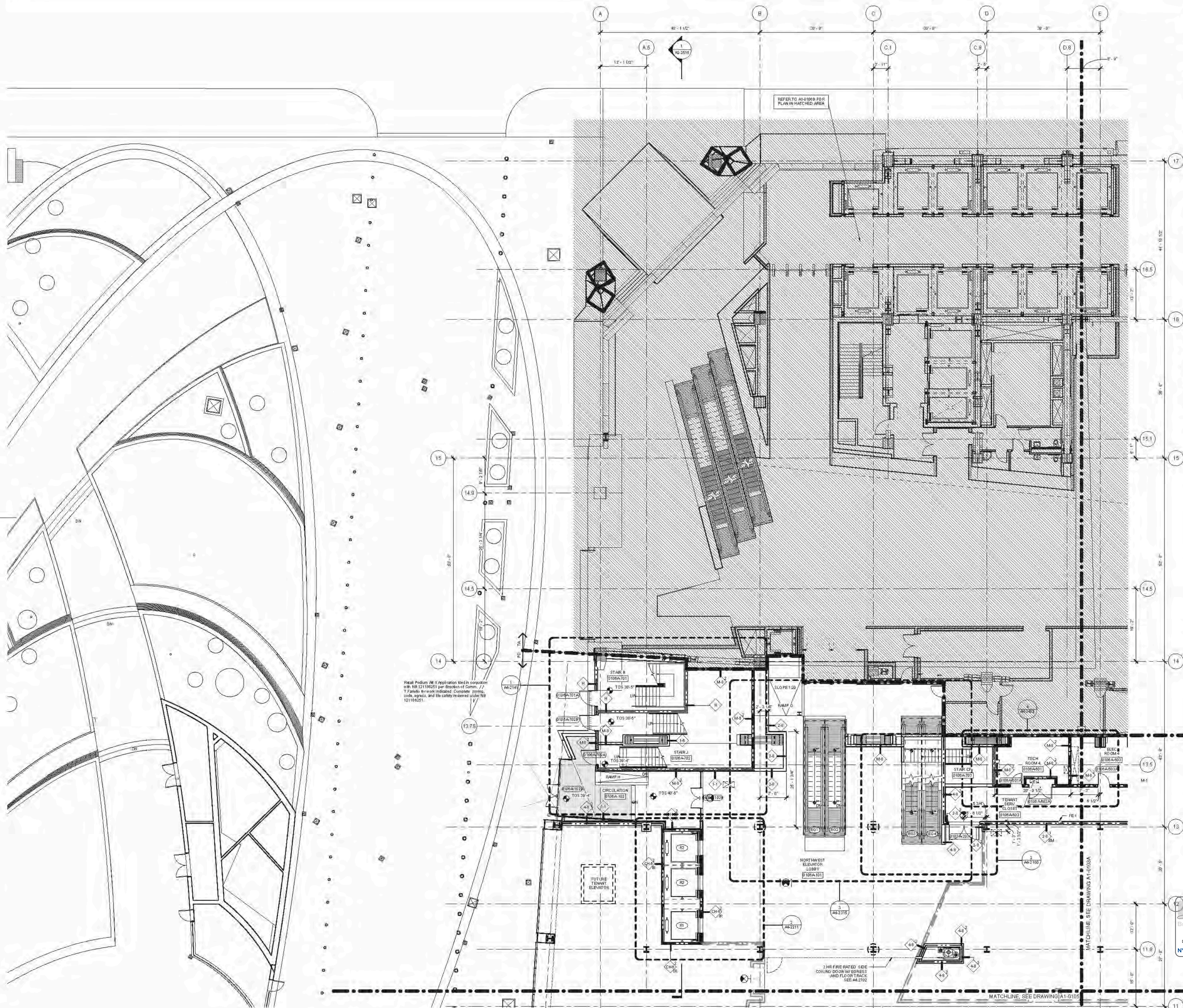
1. T.O.F.F. IS EL. +40'-0"; U.O.M.
2. PARTITION LEGEND



HYE-TA-A1-0106A

**FLOOR PLAN 01
(PLAZA) SECTOR 06A**

Drawing Number
A1-0106A
Scale Drawing Number
A-129.00




Retail Podium Per II Application filed in conjunction with NS 121186201 per Section of Comm. 17 T Fallback to work indicated. Complete zoning, code, seismic, and life safety reviewed under NS 121186251.

REFER TO A1-0106B FOR PLAN IN MATCHED AREA

3 HR FIRE RATED SIDE COILING COLUMN SERIES AND FLOOR TRACK SEE A4-2702

MATCHLINE SEE DRAWING A1-0103A

1 FLOOR PLAN 01 (DISPLAY 1) SECTOR 06A
SCALE: 1/8"=1'-0"



Damian Titus
APPROVED
Under Directive 2 of 2015
Date: 04/22/2015
NYC Development Hub



FLOOR PLAN 01 (DISPLAY 1) SECTOR 06A
C:\PP\A1-0106A\A1-0106A.dwg
3/17/2015 8:02:23 PM



Client
Related Companies
60 Columbus Circle
New York, NY 10023
TEL: 212.801.1000 FAX: 212.801.1048

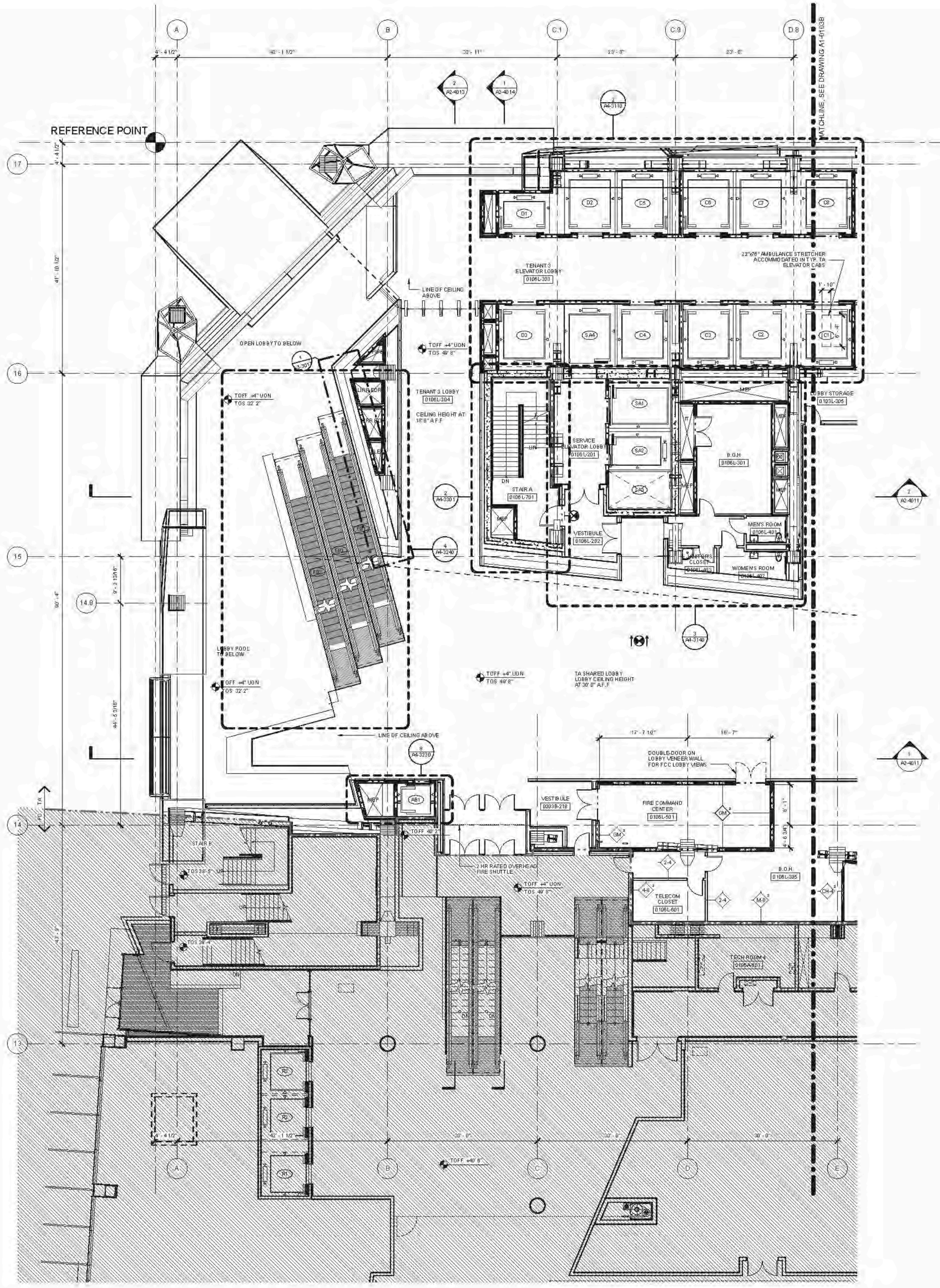
Contract Properties Group
320 Park Avenue, 17th Floor
New York, NY 10022
TEL: 212.966.7514 FAX: 212.966.7510

Architect
Kohn Pedersen Fox Assoc. Inc. PC
Architects & Planning Consultants
11 West 42nd Street
New York, New York 10036
TEL: 212.977.6200 FAX: 212.956.2526

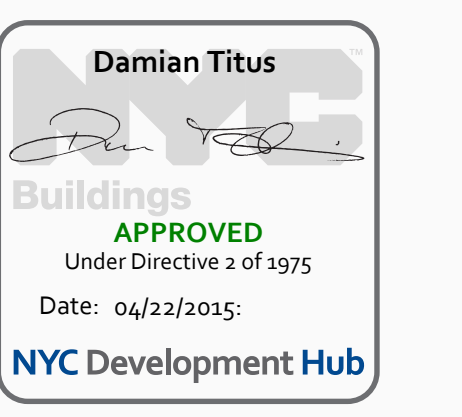
Structural Engineer
Thomson Townsend, Inc.
21 Madison Avenue
New York, New York 10010
TEL: 917.661.7800 FAX: 212.661.7801

Mechanical, Electrical, Plumbing, Fire Protection
Janis Baum & Bolles Consulting Engineers PC
80 Pine Street
New York, NY 10013
TEL: 212.530.9300 FAX: 212.269.5894

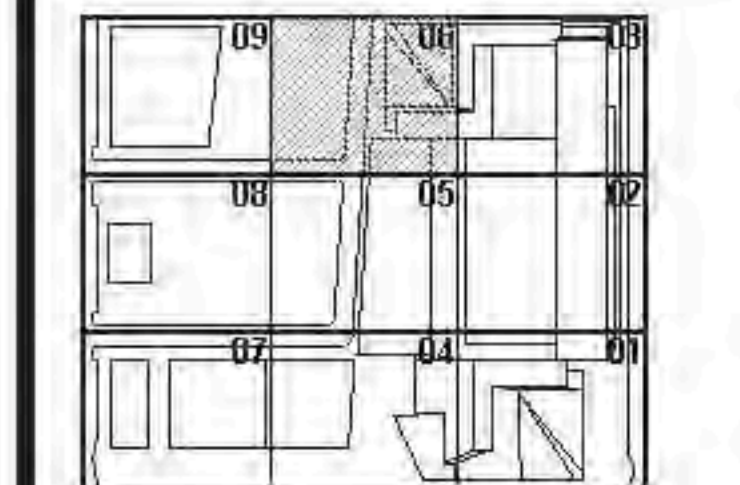
- GENERAL NOTES**
- SEE DRAWING A6-010X SERIES FOR PARTITION SCHEDULE AND SYMBOL DESCRIPTION.
 - SEE SPECIFICATION FOR CONVEYANCE EQUIPMENT SCHEDULE AND DRAWING MANUAL FOR STAIR SCHEDULE AND STAIR COMPONENT TYPES.
 - SLOPING GRIDLINES ARE INDICATED THUSLY:
 - FIRE RATED PARTITIONS ARE INDICATED:
1-HOUR:
2-HOUR:
3-HOUR:
 - SEE A-SERIES ENLARGED CORE PLANS FOR SPECIFIC PARTITION TYPES NOT IDENTIFIED IN THIS PLAN SERIES.
 - FOR TOWER A'S SPECIFIC INFORMATION IN SECTORS D1, D2, D3A, D4, D5, AND D6, REFER TO A-SERIES DWG'S ENDING IN D08 AND D09. FOR RETAIL PODIUM SPECIFIC INFORMATION IN SECTORS D8, D9, REFER TO A-SERIES DWG'S ENDING IN D3A AND D3B.
 - ALL FIRE STAIRS ENCLOSURES IN SECTORS D1, D2, D3A, D4, D5, AND D6, CONSIST OF 2-HOUR MASONRY (I.D.H.).
 - ALL GIM AT FIRE STAIR ENCLOSURES AND ELEVATOR HOISTWAY ENCLOSURES SHALL BE IMPACT RESISTANT.
 - INTAKE AND EXHAUST SHAFT ENCLOSURES SUPPORTING PLAT FORM SPACES CONSIST OF 2-HOUR MASONRY.
 - 3-HR RATED INTERIOR SEPARATION FOR INITIAL T.C.O. BETWEEN TOWER A AND RETAIL PODIUM IS INDICATED THUSLY:
 - REFER TO A2-300X SERIES DWG'S FOR ELEVATOR SCOPE SEPARATION BETWEEN TA AND PD.
 - REFER TO S-SERIES DWG'S FOR EDGE OF SLAB INFORMATION.



FLOOR PLAN 01 TA LOBBY (DISPLAY 1L)
SECTOR 06
1/8" = 1'-0"



DOB BUILDING PERMIT #1290 12/02/14
Example




Project No: 12102014
Sheet No: 1376
Date: 06/28/2015

HYE - TA - A1-0106B
FLOOR PLAN 01 TA LOBBY
SECTOR 06B
(MARKETING 01)
Drawing Number: **A1-0106B**
Sheet Drawing Number: **A-130.00**



FLOOR PLAN 01 TA LOBBY (DISPLAY 1L) SECTOR 06B
 CAMP/Rev: 1/17/15, V1E, TA, PFT, CODE, 2014106, 0108 PROCEED, final.mxd
 4/10/2015 12:24:13 PM



Client
 Related Companies
 60 Columbus Circle
 New York, NY 10023
 TEL: 212.801.1000 FAX: 212.801.1048

Contract Properties Group
 320 Park Avenue, 17th Floor
 New York, NY 10022
 TEL: 212.986.7514 FAX: 212.986.7510

Architect
 Kohn Pedersen Fox Associates
 11 West 42nd Street
 New York, New York 10036
 TEL: 212.977.6500 FAX: 212.956.2526

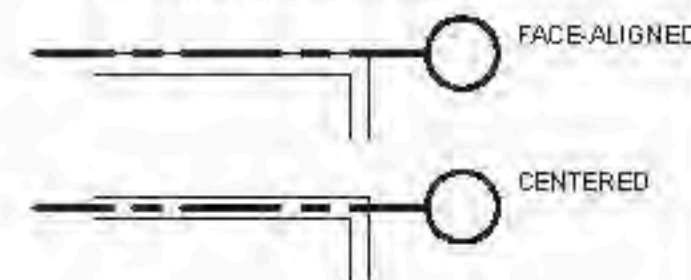
Structural Engineer
 Thornton Tomasetti, Inc.
 51 Madison Avenue
 New York, New York 10017
 TEL: 917.661.7800 FAX: 718.661.7801

Mechanical, Electrical, Plumbing, Fire Protection
 Janos Baum & Bolles Consulting Engineers
 80 Pine Street
 New York, NY 10013
 TEL: 212.530.9300 FAX: 212.269.3894

Retail Interior Design & Planning
 Eliseo Manfredi
 300A Street
 Boston, MA 02210
 TEL: 617.426.1300

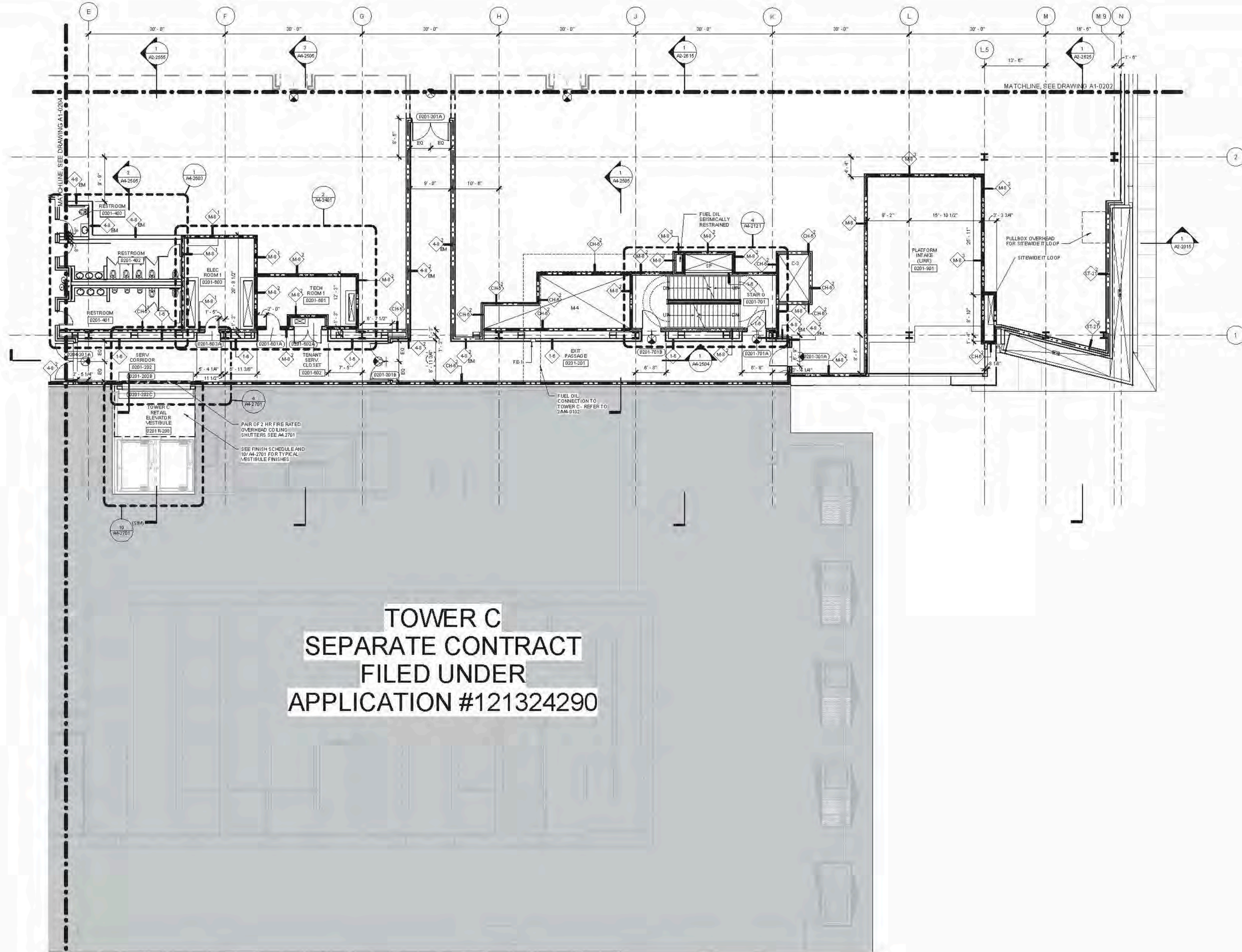
AS-SERIES GENERAL NOTES

01. SEE DRAWING A6-0101 FOR PARTITION SCHEDULE AND SYMBOL DESCRIPTION.
02. SEE SPECIFICATION FOR COMPLIANCE EQUIPMENT SCHEDULE AND DRAWING A4-0101 FOR STAIR SCHEDULE AND STAIR COMPONENT TYPES.
03. SLOPING GRIDLINES ARE INDICATED THUSLY:
 - 1
 - 2
 - 3
04. FIRE-RATED PARTITIONS ARE INDICATED:
 - 1-HOUR: [Symbol]
 - 2-HOUR: [Symbol]
 - 3-HOUR: [Symbol]
 SEE AS-SERIES ENLARGED CORE PLANS FOR SPECIFIC PARTITION TYPES NOT IDENTIFIED IN THIS PLAN SERIES.
05. FOR TOWER A SPECIFIC INFORMATION IN SECTORS 03 & 04, REFER TO AS-SERIES DWG'S ENDING IN 03A AND 04A.
06. ALL FIRE STAIRS ENCLOSURES IN SECTORS 01, 02, 03A, 04, 05 AND 06A CONSIST OF 2-HOUR MASONRY U.O.M. INDICATED THUSLY:
 - 1
 - 2
 - 3
07. INTAKE AND EXHAUST SHAFT ENCLOSURES SUPPORTING PLATFORM SPACES CONSIST OF 3-HOUR MASONRY INDICATED THUSLY:
 - 1
 - 2
 - 3
08. 2-HR RATED INTERIOR SEPARATION FOR INITIAL T.C.D. BETWEEN TOWER A AND RETAIL PODIUM IS INDICATED THUSLY:
 - 1
 - 2
 - 3
 REFER TO A6-1001 THROUGH A6-1004 SERIES DWG'S FOR EXTERIOR SCOPE SEPARATION BETWEEN TA AND PD.
09. ELEVATOR SILLS, STAIR LANDING, AND SERVICE ELEVATOR LOBBIES SHALL ALIGN WITH THE TOP OF FINISH FLOOR UOM.
10. REFER TO A0-SERIES FINISH PLANS FOR CONCRETE TOPPING SLAB, EQUIPMENT PAIS, CURBS, FLOOR COATINGS, AND WALL PROTECTION.
11. REFER TO A6-SERIES FOR CORE & SHELL CEILING ASSEMBLIES AND ENCLOSED OVERHEAD MECH. SHUT OFFSETS.
12. REFER TO A0-SERIES FOR ALL EDGE OF STRUCTURAL SLAB DIMENSIONS.
13. INSULATION, SEE BUILDING SECTIONS FOR INFO, SEE FINISH SCHEDULE FOR TYPE.
14. PARTITIONS SHOWN WITHOUT SET-OUT DIMENSIONS AND LOCATED AT A GRIDLINE ARE TO BE LOCATED THUSLY:
 - 1
 - 2
 - 3

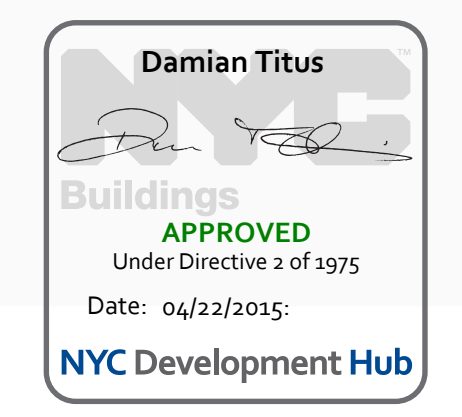
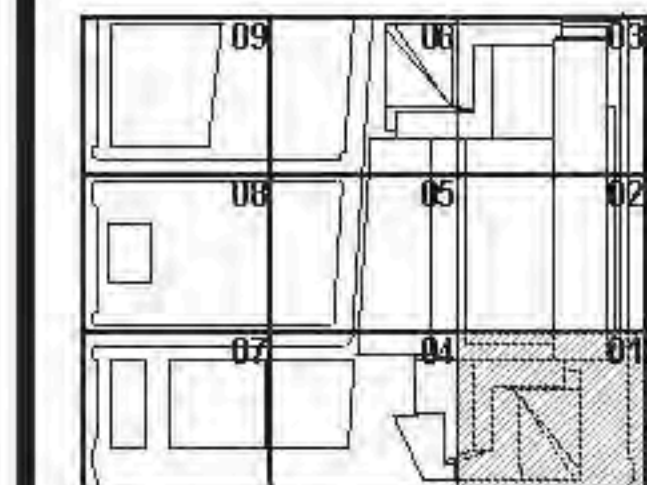


FLOOR 02-07 PLANE NOTES

- 1 PARTITION LEGEND
- [Symbol] CORE AND SHELL
- [Symbol] COMMON INTERIORS
- [Symbol] TENANT FIT-OUT



**TOWER C
 SEPARATE CONTRACT
 FILED UNDER
 APPLICATION #121324290**



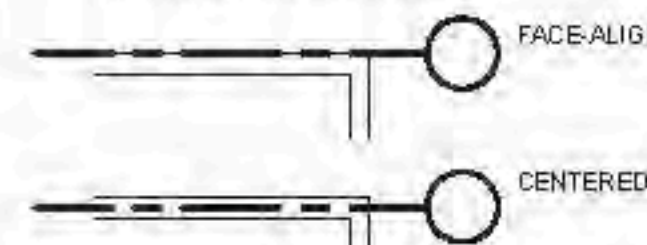
HYE - TA - A1-0201

**FLOOR PLAN 02
 (DISPLAY 2) SECTOR 01**

Drawing Number
A1-0201
 12/02/2014
 1376
 Date: 04/22/2015
A-131.00



- SEE DRAWING A6-0101 FOR PARTITION SCHEDULE AND SYMBOL DESCRIPTION.
- SEE SPECIFICATION FOR COMPLIANCE EQUIPMENT SCHEDULE AND DRAWING A4-101 FOR STAIR SCHEDULE AND STAIR COMPONENT TYPES.
- SLOPING BRICKLINES ARE INDICATED THUSLY:
 - 1-HOUR: [Symbol]
 - 2-HOUR: [Symbol]
 - 3-HOUR: [Symbol]
- SEE A6-SERIES ENLARGED CORE PLANS FOR SPECIFIC PARTITION TYPES NOT IDENTIFIED IN THIS PLAN SERIES.
- FOR TOWER A SPECIFIC INFORMATION IN SECTIONS 01 & 02, REFER TO A6-SERIES DWG'S ENDS IN 01 & 02. FOR RETAIL PODIUM SPECIFIC INFORMATION IN SECTIONS 03 & 04, REFER TO A6-SERIES DWG'S ENDS IN 03 & 04.
- ALL FIRE STAIRS ENCLOSURES IN SECTIONS 01, 02, 03A, 04, 05 AND 06A CONSIST OF 2-HOUR MASONRY U.O.N. INDICATED THUSLY:
 - [Symbol]
- INTAKE AND EXHAUST SHWFT ENCLOSURES SUPPORTING PLATFORM SPACES CONSIST OF 3-HOUR MASONRY INDICATED THUSLY:
 - [Symbol]
- 2-HR RATED INTERIOR SEPARATION FOR INITIAL T.C.O. BETWEEN TOWER A AND RETAIL PODIUM IS INDICATED THUSLY:
 - [Symbol]
- REFER TO A6-1001 THROUGH A6-1004 SERIES DWG'S FOR EXTERIOR SCOPE SEPARATION BETWEEN TA AND PD.
- ELEVATOR BILLS, STAIR LANINGOS, AND SERVICE ELEVATOR LOBBIES SHALL ALIGN WITH THE TOP OF FINISH FLOOR, UO.N.
- REFER TO A6-SERIES FINISH PLANS FOR CONCRETE TO FINISH SLAB, EQUIPMENT PANS, CURBS, FLOOR COATINGS, AND WALL PROTECTION.
- REFER TO A6-SERIES FOR CORE & SHELL DELINE ASSUMES AND ENCLOSED OVERHEAD MECH SHEET OFFSETS.
- REFER TO A6-SERIES FOR ALL EDGE OF STRUCTURAL SLAB DIMENSIONS.
- INSULATION, SEE BUILDING SCHEDULE FOR INFO, SEE FINISH SCHEDULE FOR TYPE.
- PARTITIONS SHOWN WITHOUT SET-OUT DIMENSIONS AND LOCATED AT A GRIDLINE ARE TO BE LOCATED THUSLY:
 - [Symbol] FACE-ALIGNED
 - [Symbol] CENTERED



- FLOOR 02 PLANE NOTES
- PARTITION LEGEND
 - CORE AND SHELL
 - COMMON INTERIORS
 - TENANT FIT-OUT

D.O.B. BUILDING PERMIT #120020H
 Date: 06/22/2015

12/02/2014
 1736

Under Directive 2 of 1995
 Date: 06/22/2015
 NYC Development Hub

Damian Titus
 APPROVED
 NYC Development Hub

HYE - TA - A1-0202

FLOOR PLAN 02 (DISPLAY 2) SECTOR 02

Scale: 1/8" = 1'-0"


12/02/2014
 1736

Under Directive 2 of 1995
 Date: 06/22/2015
 NYC Development Hub

Damian Titus
 APPROVED
 NYC Development Hub

HYE - TA - A1-0202

FLOOR PLAN 02 (DISPLAY 2) SECTOR 02
 Scale: 1/8" = 1'-0"



Client
 Related Companies
 60 Columbus Circle
 New York, NY 10023
 TEL: 212.801.1000 FAX: 212.801.1048

General Contractor
 Oxford Properties Group
 320 Park Avenue, 17th Floor
 New York, NY 10022
 TEL: 212.866.7514 FAX: 212.986.7510

Architect
 Kohn Pedersen Fox Associates
 11 West 42nd Street
 New York, New York 10036
 TEL: 212.977.6500 FAX: 212.956.2526

Structural Engineer
 Thornton Tomasetti, Inc.
 51 Madison Avenue
 New York, New York 10010
 TEL: 917.661.7800 FAX: 718.661.7801

Mechanical, Electrical, Plumbing, Fire Protection
 Janos Baum & Bolles Consulting Engineers
 80 Pine Street
 New York, NY 10003
 TEL: 212.530.9300 FAX: 212.269.2894

Retail Interior Design & Planning
 Elton-Monfredi
 300-A School Street
 Boston, MA 02210
 TEL: 617.426.1300

12/02/2014
 1736

Under Directive 2 of 1995
 Date: 06/22/2015
 NYC Development Hub

Damian Titus
 APPROVED
 NYC Development Hub

HYE - TA - A1-0202

FLOOR PLAN 02 (DISPLAY 2) SECTOR 02

Scale: 1/8" = 1'-0"

12/02/2014
 1736

Under Directive 2 of 1995
 Date: 06/22/2015
 NYC Development Hub

Damian Titus
 APPROVED
 NYC Development Hub

HYE - TA - A1-0202

FLOOR PLAN 02 (DISPLAY 2) SECTOR 02

Scale: 1/8" = 1'-0"

12/02/2014
 1736

Under Directive 2 of 1995
 Date: 06/22/2015
 NYC Development Hub

Damian Titus
 APPROVED
 NYC Development Hub

HYE - TA - A1-0202

FLOOR PLAN 02 (DISPLAY 2) SECTOR 02

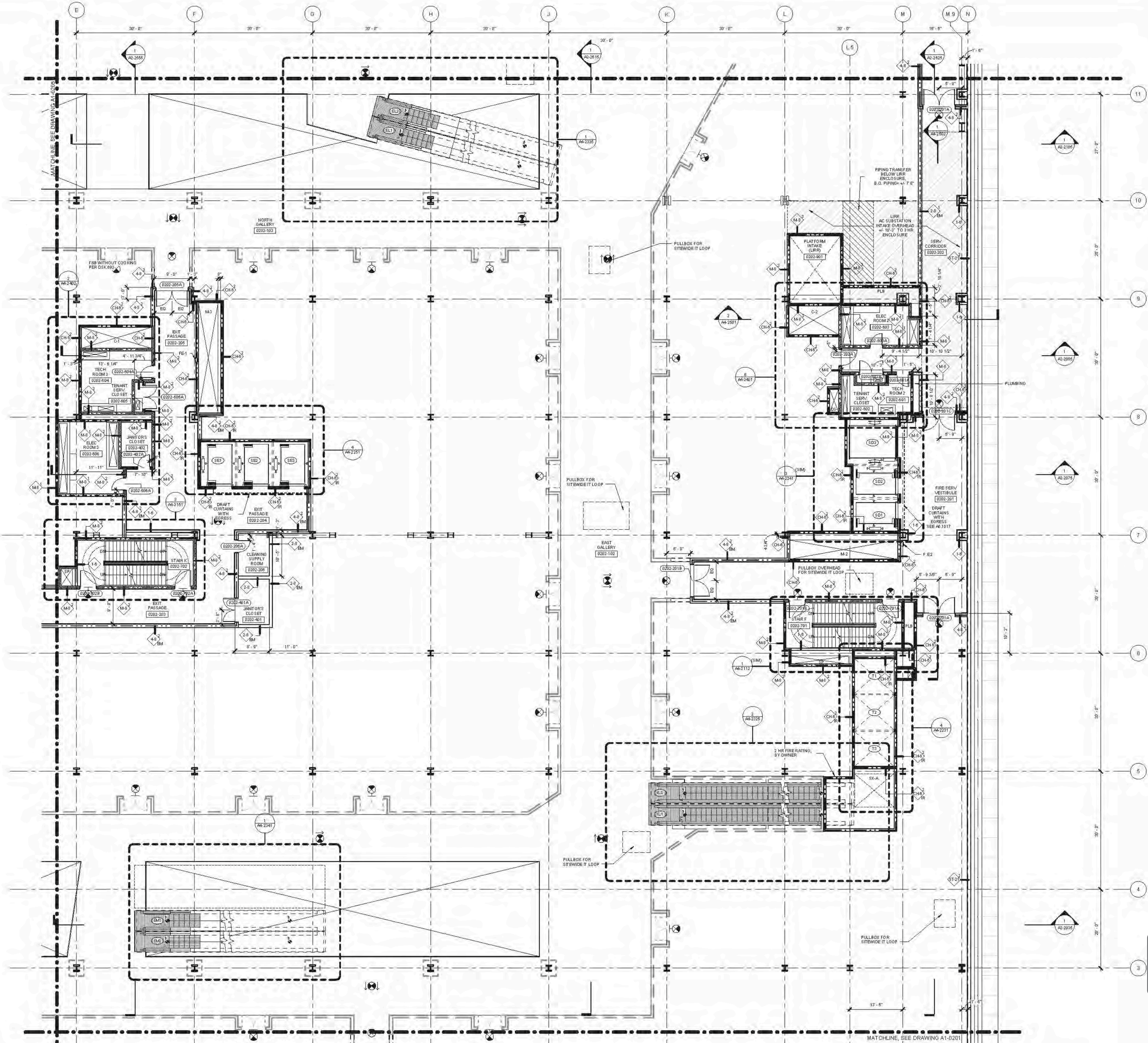
Scale: 1/8" = 1'-0"

12/02/2014
 1736

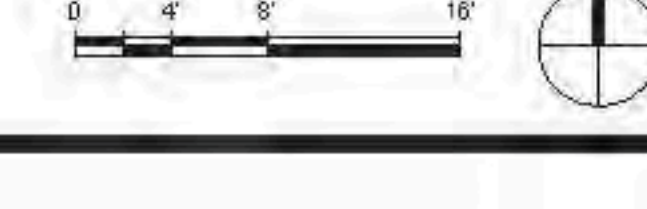
Under Directive 2 of 1995
 Date: 06/22/2015
 NYC Development Hub

Damian Titus
 APPROVED
 NYC Development Hub


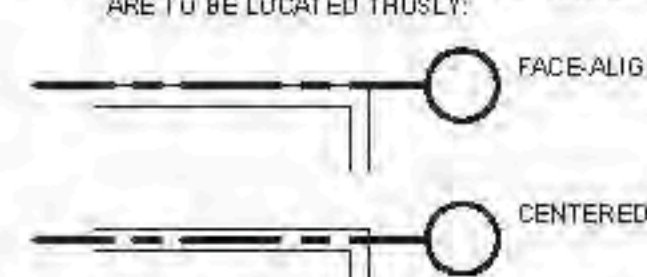
HYE - TA - A1-0202




FLOOR PLAN 02 (DISPLAY 2) SECTOR 02
 SCALE: 1/8" = 1'-0"



01. SEE DRAWING A6-0101 FOR PARTITION SCHEDULE AND SYMBOL DESCRIPTION.
02. SEE SPECIFICATION FOR COMPLIANCE EQUIPMENT SCHEDULE AND DRAWING A4-0101 FOR STAIR SCHEDULE AND STAIR COMPONENT TYPES.
03. SLOPING BRICELINES ARE INDICATED THUSLY:
 - 35
04. FIRE-RATED PARTITIONS ARE INDICATED:
 - 1-HOUR: [Symbol]
 - 2-HOUR: [Symbol]
 - 3-HOUR: [Symbol]
 SEE AN-SERIES ENLARGED CORE PLANS FOR SPECIFIC PARTITION TYPES NOT IDENTIFIED IN THIS PLAN SERIES.
05. FOR TOWER A SPECIFIC INFORMATION IN SECTIONS G3 & G4, REFER TO A1-SERIES DWGS ENDS IN 03A AND 03B. FOR RETAIL PODIUM SPECIFIC INFORMATION IN SECTIONS G3 & G4, REFER TO A1-SERIES DWGS ENDS IN 03A AND 03B.
06. ALL FIRE STAIRS ENCLOSURES IN SECTIONS G3, G4, G5, G6, AND G7A CONSIST OF 2-HOUR MASONRY U.O.M. INDICATED THUSLY:
 - [Symbol]
07. INTAKE AND EXHAUST SHWFT ENCLOSURES SUPPORTING PLATFORM SPACES CONSIST OF 2-HOUR MASONRY INDICATED THUSLY:
 - [Symbol]
08. 2-HR RATED INTERIOR SEPARATION FOR INITIAL T.C.O. BETWEEN TOWER A AND RETAIL PODIUM IS INDICATED THUSLY:
 - [Symbol]
 REFER TO A0-1001 THROUGH A0-1004 SERIES DWGS FOR EXTERIOR SCOPE SEPARATION BETWEEN TA AND PD.
09. ELEVATOR RILLS, STAIR LANDINGS, AND SERVICE ELEVATOR LOBBIES SHALL ALIGN WITH THE TOP OF FINISH FLOOR UOM.
10. REFER TO A0-SERIES FINISH PLANS FOR CONCRETE TOPPING SLAB, EQUIPMENT PADS, CURBS, FLOOR COATINGS, AND WALL PROTECTION.
11. REFER TO A0-SERIES FOR CORE & SHELL BEILING ASSEMBLIES AND ENCLOSED OVERHEAD MEP SHWFT OFFSETS.
12. REFER TO S0-SERIES FOR ALL EDGE OF STRUCTURAL SLAB DIMENSIONS.
13. INSULATION, SEE BUILDING SECTIONS FOR INFO, SEE FINISH SCHEDULE FOR TYPE.
14. PARTITIONS SHOWN WITHOUT SET-UP DIMENSIONS AND LOCATED AT A GRIDLINE ARE TO BE LOCATED THUSLY:
 - [Symbol] FACE-ALIGNED
 - [Symbol] CENTERED



**HUDSON YARDS -
RETAIL PODIUM
AND TOWER A**
300 WEST 33RD STREET
New York, NY



Client
Related Companies
60 Columbus Circle
New York, NY 10023
TEL: 212.801.1000 FAX: 212.801.1048

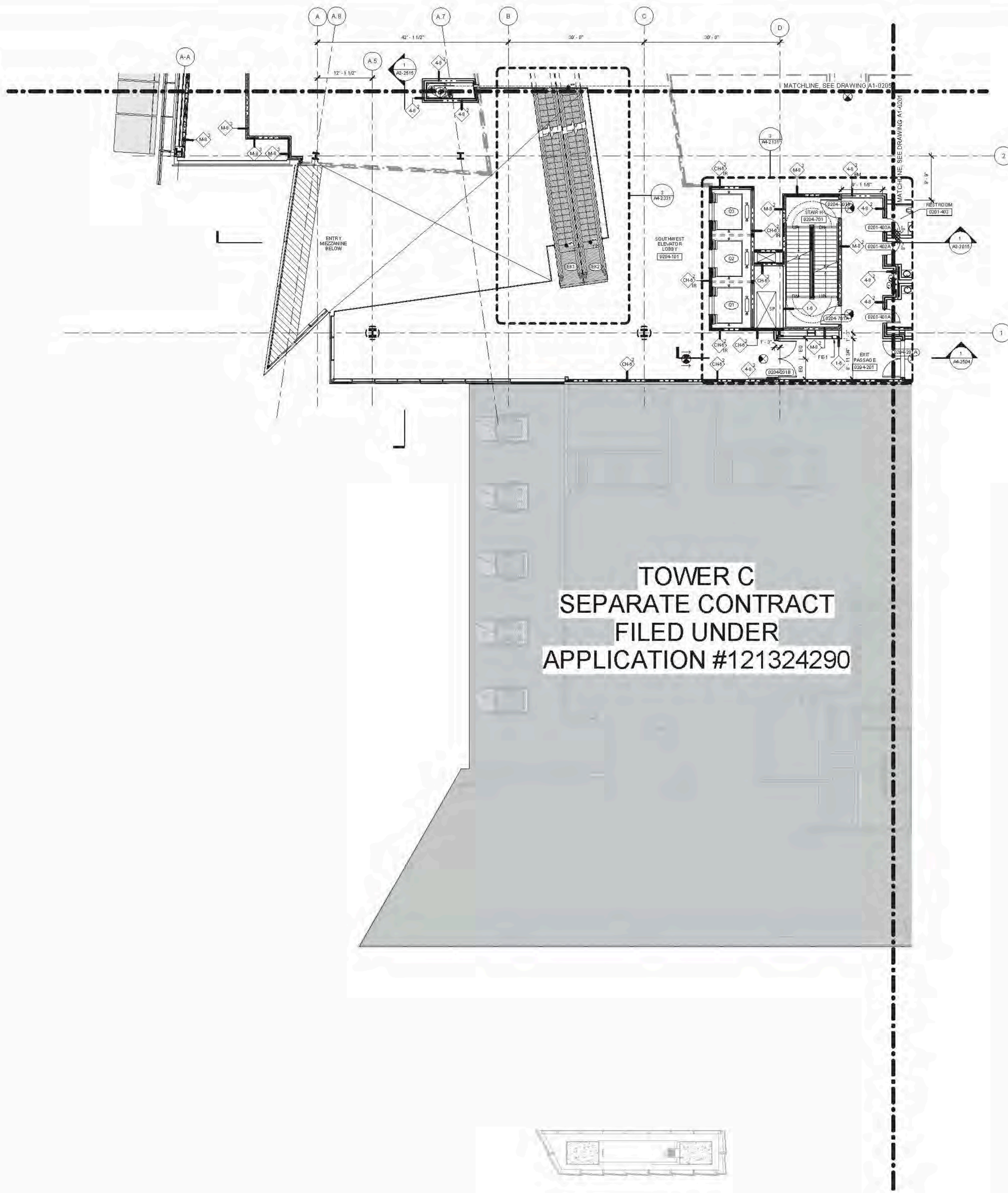
General Properties Group
320 Park Avenue, 17th Floor
New York, NY 10022
TEL: 212.986.7514 FAX: 212.986.7510

Architect
Kohn Pedersen Fox Associates
11 West 42nd Street
New York, New York 10036
TEL: 212.977.6500 FAX: 212.956.2526

Structural Engineer
Thorburn Tomasek Inc.
51 Madison Avenue
New York, New York 10010
TEL: 917.661.7800 FAX: 718.661.7801

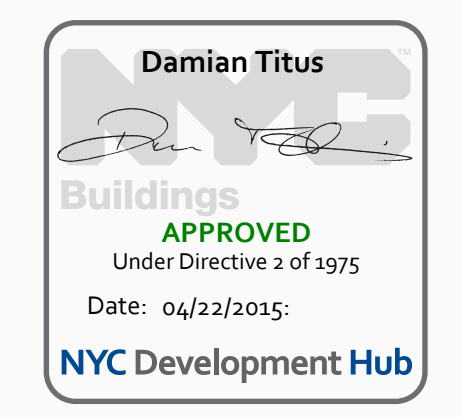
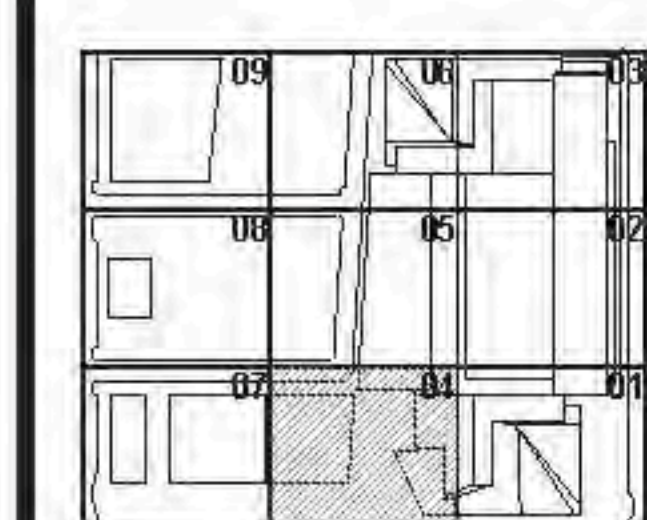
Mechanical, Electrical, Plumbing, Fire Protection
Janos Baum & Bolles Consulting Engineers
80 Pine Street
New York, NY 10038
TEL: 212.530.9300 FAX: 212.269.3894

Retail Interior Design & Planning
Ellen-Monfredi
300 A Street
Boston, MA 02210
TEL: 617.426.1300



**TOWER C
SEPARATE CONTRACT
FILED UNDER
APPLICATION #121324290**

D.O.B. BUILDING PERMIT PLDNO 122020H

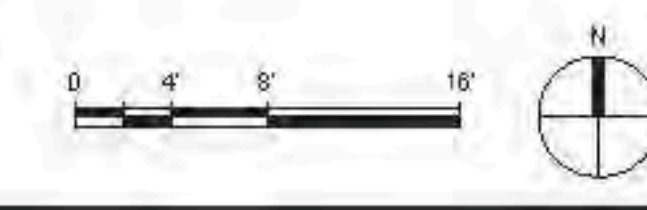


Issue Date: 12/02/14
Project No.: 1736
Drawing No.:
Date: 04/22/2015

HYE - TA - A1-0204

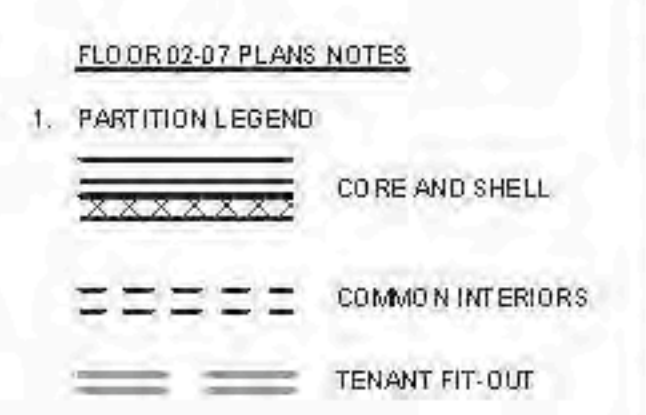
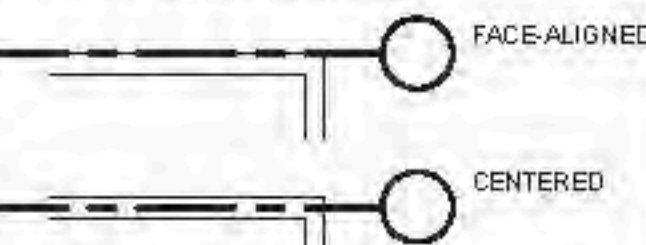
**FLOOR PLAN 02
(DISPLAY 2) SECTOR 04**

Drawing Number
A1-0204
Drawing Name
A-134.00



FLOOR PLANS (GROUP A) 1/25/2015 04:00
 C:\P\B\A1179_1\FE_P01\FE_CORE_03\H10_0204.dwg
 2/17/2015 8:05:19 PM

- 01. SEE DRAWING A6-0101 FOR PARTITION SCHEDULE AND SYMBOL DESCRIPTION.
- 02. SEE SPECIFICATION FOR CONFORMANCE EQUIPMENT SCHEDULE AND DRAWING A4-0101 FOR STAIR SCHEDULE AND STAIR COMPONENT TYPES.
- 03. SLOPING GRIDLINES ARE INDICATED THUS:
- 04. FIRE-RATED PARTITIONS ARE INDICATED:
 1-HOUR:
 2-HOUR:
 3-HOUR:
 SEE A4-SERIES ENLARGED CORE PLANS FOR SPECIFIC PARTITION TYPES NOT IDENTIFIED IN THIS PLAN SERIES.
 05. FOR TOWER A SPECIFIC INFORMATION IN SECTIONS 04 & 06, REFER TO A1-SERIES DWG'S ENCLD IN 03A AND 03B. REFER TO RETAIL PODIUM SPECIFIC INFORMATION IN SECTIONS 05 & 06. REFER TO A1-SERIES DWG'S ENCLD IN 03A AND 03B.
 06. ALL FIRE STAIRS ENCLOSURES IN SECTIONS 01, 02, 03A, 04, 05 AND 06A CONSIST OF 2-HOUR MASONRY U.O.N. INDICATED THUS:
 07. INTAKE AND EXHAUST SHAFT ENCLOSURES SUPPORTING PLATFORM SPACES CONSIST OF 3-HOUR MASONRY INDICATED THUS:
 08. 2-HR RATED INTERIOR SEPARATION FOR INITIAL T.C.O. BETWEEN TOWER A AND RETAIL PODIUM IS INDICATED THUS:
 REFER TO A2-1001 THROUGH A2-1004 SERIES DWG'S FOR EXTERIOR SCOPE SEPARATION BETWEEN TA AND PD.
 09. ELEVATOR SILLS, STAIR LANDINGS, AND SERVICE ELEVATOR LOBBIES SHALL ALIGN WITH THE TOP OF FINISH FLOOR U.O.N.
 10. REFER TO A0-SERIES FINISH PLANS FOR CONCRETE TOPPING SLAB, EQUIPMENT PADS, CURB'S, FLOOR COATINGS, AND WALL PROTECTION.
 11. REFER TO A0-SERIES FOR CORE & SHELL CEILING ASSEMBLIES AND ENCLOSED OVERHEAD MECH. SHED OFFSETS.
 12. REFER TO A0-SERIES FOR ALL EDGE OF STRUCTURAL SLAB DIMENSIONS.
 13. INSULATION, SEE BUILDING SECTIONS FOR INFO, SEE FINISH SCHEDULE FOR TYPE.
 14. PARTITIONS SHOWN WITHOUT SET-OUT DIMENSIONS AND LOCATED AT A GRIDLINE ARE TO BE LOCATED THUS:



Client
 Related Companies
 60 Columbus Circle
 New York, NY 10023
 TEL: 212.801.1000 FAX: 212.801.1048

Consulting Properties Group
 320 Park Avenue, 17th Floor
 New York, NY 10022
 TEL: 212.966.7514 FAX: 212.966.7510

Architect
 Kohn Pedersen Fox Associates
 11 West 42nd Street
 New York, New York 10036
 TEL: 212.977.6500 FAX: 212.956.2526

Structural Engineer
 Thornton Tomasetti, Inc.
 51 Madison Avenue
 New York, New York 10010
 TEL: 917.661.7800 FAX: 718.661.7801

Mechanical, Electrical, Plumbing, Fire Protection
 Janus Baum & Bolles Consulting Engineers
 80 Pine Street
 New York, NY 10013
 TEL: 212.520.9300 FAX: 212.269.5894

Retail Interior Design & Planning
 Elson-Manfredi
 300 A Street
 Boston, MA 02210
 TEL: 617.426.1300

D.O.B. BUILDING PERMIT FILE NO. 12202404
 Date: 06/22/2015

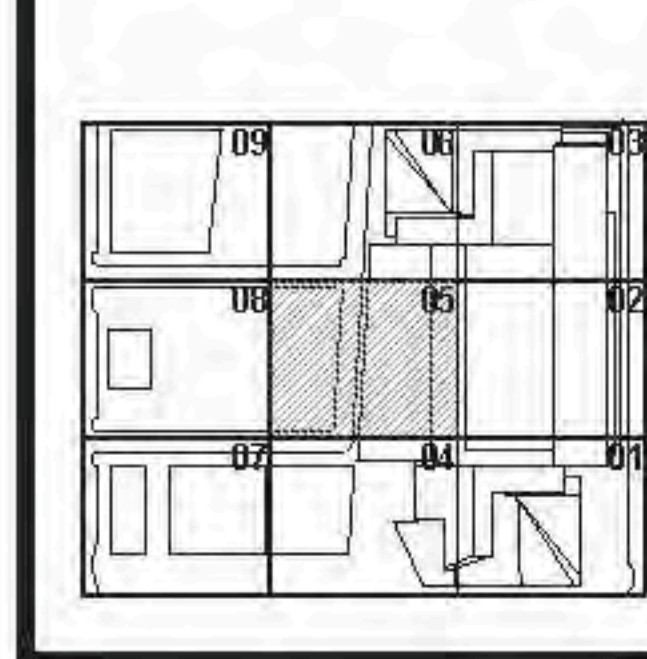
Damian Titus
 buildings APPROVED
 Under Directive 2 of 2015
 Date: 06/22/2015
 NYC Development Hub

HYE - TA - A1-0205

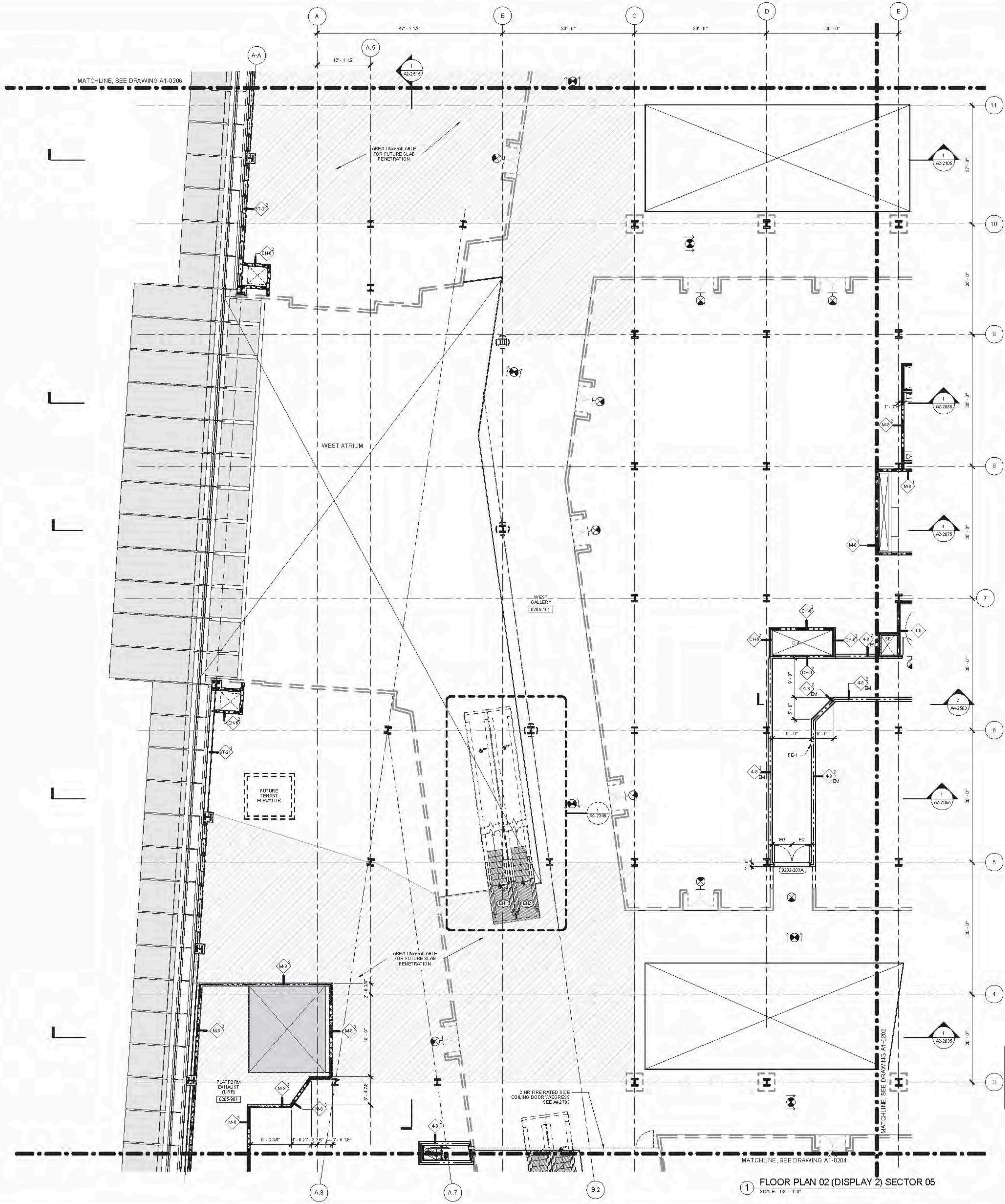
FLOOR PLAN 02 (DISPLAY 2) SECTOR 05

Drawing Number: **A1-0205**
 Date: 06/22/2015
 Scale: 1/8" = 1'-0"

A-135.00



SHEET 36 OF 500



FLOOR PLANS (GROUP A) 12/15/2014
 CAMP/BAW/1778_P1E_P01_CORE_03A110_03B_11.mxd
 2/17/2015 6:05:55 PM

Chief Related Companies:
 60 Columbus Circle
 New York, NY 10023
 TEL: 212.801.1000 FAX: 212.801.1048

Global Properties Group:
 320 Park Avenue, 17th Floor
 New York, NY 10022
 TEL: 212.866.7514 FAX: 212.986.7510

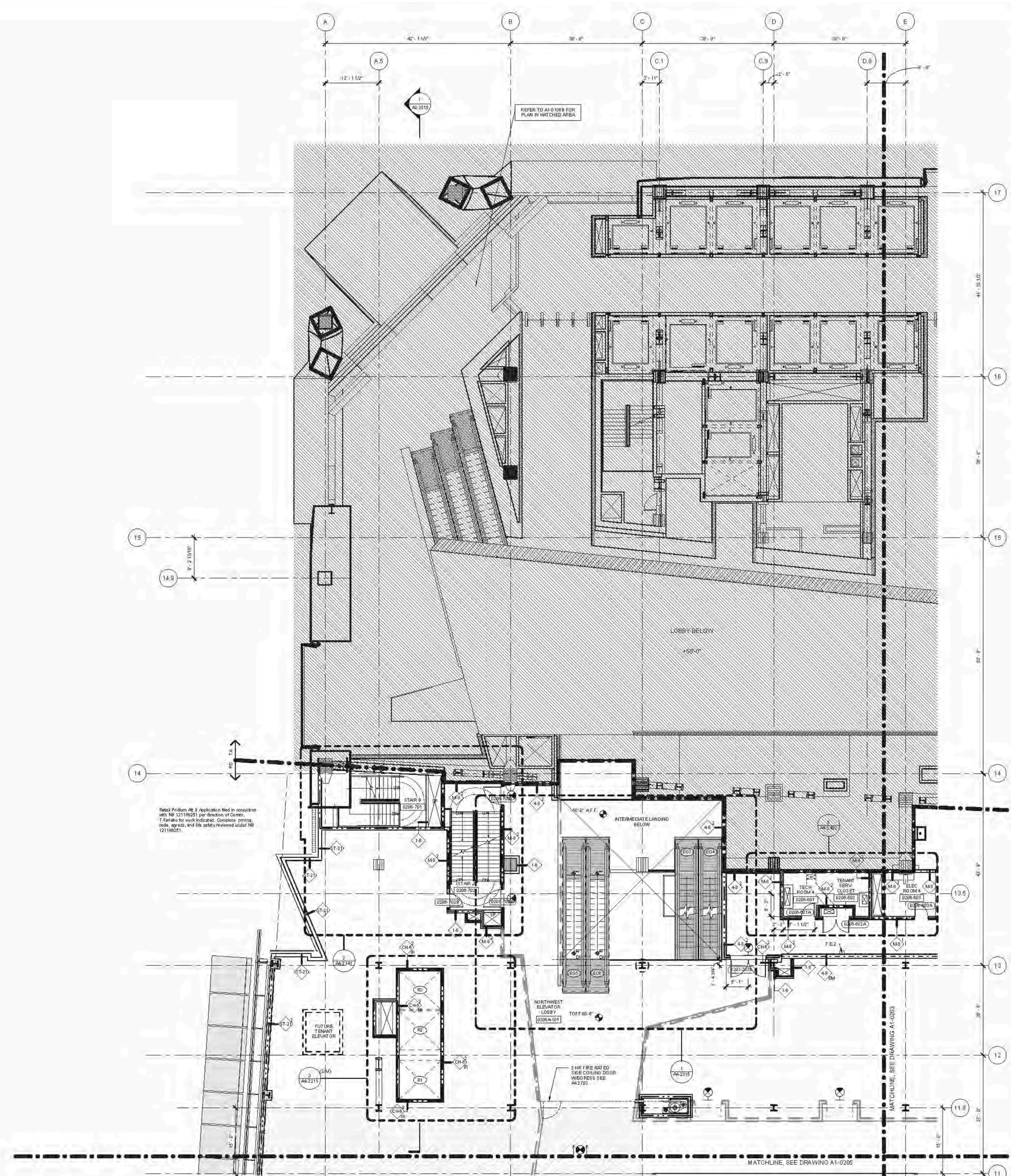
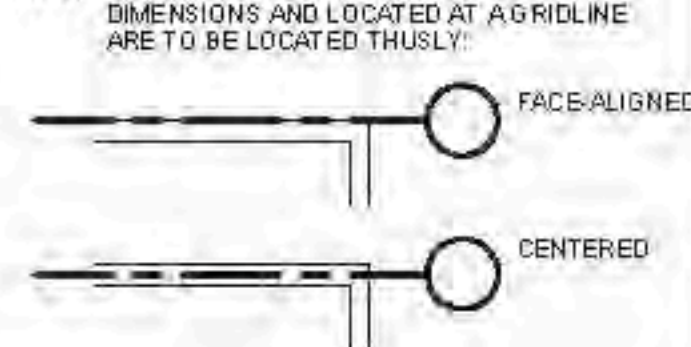
Architect:
 Kohn Pedersen Fox Associates
 11 West 42nd Street
 New York, New York 10036
 TEL: 212.977.6500 FAX: 212.956.2526

Structural Engineer:
 Thornton Tomasetti Inc.
 51 Madison Avenue
 New York, New York 10010
 TEL: 917.661.7800 FAX: 718.661.7801

Mechanical, Electrical, Plumbing, Fire Protection
 Janus Baum & Bolles Consulting Engineers
 80 Pine Street
 New York, NY 10003
 TEL: 212.530.9300 FAX: 212.269.5894

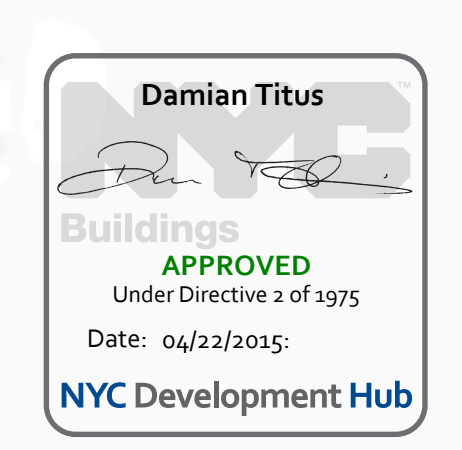
Retail Interior Design & Planning
 Elmas-Manfrotti
 330 A Street
 Boston, MA 02210
 TEL: 617.426.1300

- GENERAL NOTES:**
- SEE DRAWING A6-0101 FOR PARTITION SCHEDULE AND SYMBOL DESCRIPTION.
 - SEE SPECIFICATION FOR COMPLIANCE EQUIPMENT SCHEDULE AND DRAWING A4-0101 FOR STAIR SCHEDULE AND STAIR COMPONENT TYPES.
 - SLOPING BRICKLINES ARE INDICATED THUSLY.
 - FIRE-RATED PARTITIONS ARE INDICATED:
 1-HOUR: [Symbol]
 2-HOUR: [Symbol]
 3-HOUR: [Symbol]
 SEE AN SERIES ENLARGED CORE PLANS FOR SPECIFIC PARTITION TYPES NOT IDENTIFIED IN THIS PLAN SERIES.
 - FOR TOWER A SPECIFIC INFORMATION IN SECTIONS G.8 & G.9, REFER TO A1-SERIES DWG'S ENDS IN 03A AND 03B.
 - FOR RETAIL PODIUM SPECIFIC INFORMATION IN SECTIONS B.8 & B.9, REFER TO A1-SERIES DWG'S ENDS IN 03A AND 03B.
 - ALL FIRE STAIRS ENCLOSURES IN SECTIONS B.8, B.9, G.8, G.9 AND G.10 CONSIST OF 2-HOUR MASONRY U.O.N. INDICATED THUSLY.
 - INTAKE AND EXHAUST SHWFT ENCLOSURES SUPPORTING PLATFORM SPACES CONSIST OF 3-HOUR MASONRY INDICATED THUSLY.
 - 2-HR RATED INTERIOR SEPARATION FOR INITIAL T.C.O. BETWEEN TOWER A AND RETAIL PODIUM IS INDICATED THUSLY.
 - REFER TO A6-1001 THROUGH A6-1004 SERIES DWGS FOR EXTERIOR SCOPE SEPARATION BETWEEN TA AND PD.
 - ELEVATOR SILLS, STAIR LANDING, AND SERVICE ELEVATOR Lobbies SHALL ALIGN WITH THE TOP OF FINISH FLOOR, U.O.N.
 - REFER TO A2-SERIES FINISH PLANS FOR CONCRETE TOPPING SLAB, EQUIPMENT PAIS, CURBS, FLOOR COATINGS, AND WALL PROTECTION.
 - REFER TO A6-SERIES FOR CORE & SHELL BEILING ASSEMBLIES AND ENCLOSED OVERHEAD MECH. SHWFT OFFSETS.
 - REFER TO A6-SERIES FOR ALL EDGE OF STRUCTURAL SLAB DIMENSIONS.
 - INSULATION: SEE BUILDING SECTIONS FOR INFO, SEE FINISH SCHEDULE FOR TYPE.
 - PARTITIONS SHOWN WITHOUT SET-OUT DIMENSIONS AND LOCATED AT A GRIDLINE ARE TO BE LOCATED THUSLY.

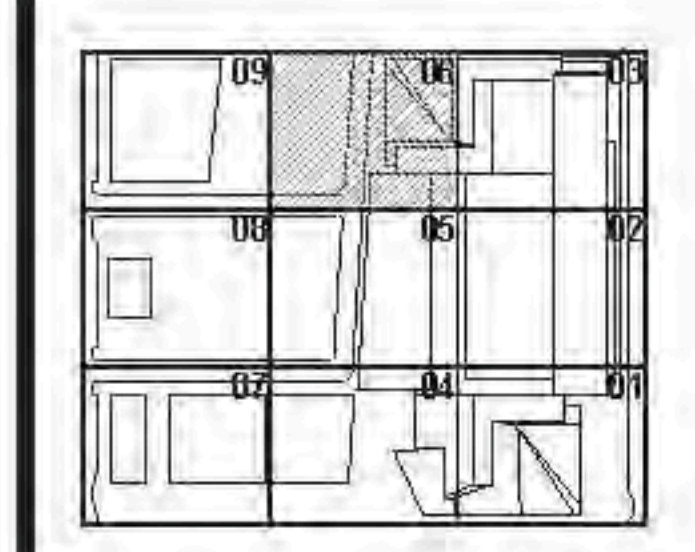


Retail Podium, PB #1 Application filed in connection with NB 121180251 per direction of Council. T Partials for work indicated. Complete zoning, code, egress, and life safety reviewed under NB 121180251.

1 FLOOR PLAN 02 (DISPLAY 2) SECTOR 06
 SCALE: 1/8" = 1'-0"



DOB BUILDING PERMIT BLDNO 120020H



HYE - TA - A1-0206

FLOOR PLAN 02 (DISPLAY 2) SECTOR 06

Drawing Number: **A1-0206**
 Date: 06/22/2015
A-136.00

FLOOR PLANS (02) (A1) (02) (06) (06)
 CAMP/BA/41/178_A1-0206_021110_001.dwg
 2/17/2015 8:07:00 PM



Client
Related Companies
60 Columbus Circle
New York, NY 10023
TEL: 212.801.1000 FAX: 212.801.1048

General Properties Group
320 Park Avenue, 17th Floor
New York, NY 10022
TEL: 212.966.7514 FAX: 212.966.7510

Architect
Kohn Pedersen Fox Associates
11 West 42nd Street
New York, New York 10036
TEL: 212.977.6500 FAX: 212.956.2526

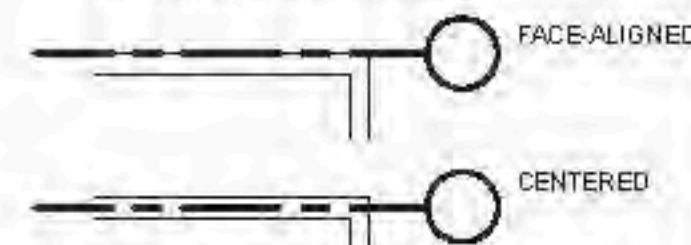
Structural Engineer
Thorburn Tomasek Inc.
51 Madison Avenue
New York, New York 10010
TEL: 917.661.7800 FAX: 718.661.7801

Mechanical, Electrical, Plumbing, Fire Protection
Janos Baum & Bolles Consulting Engineers
80 Pine Street
New York, NY 10013
TEL: 212.530.9300 FAX: 212.269.3894

Retail Interior Design & Planning
Ellen-Monfredi
330 A Street
Boston, MA 02210
TEL: 617.426.1300

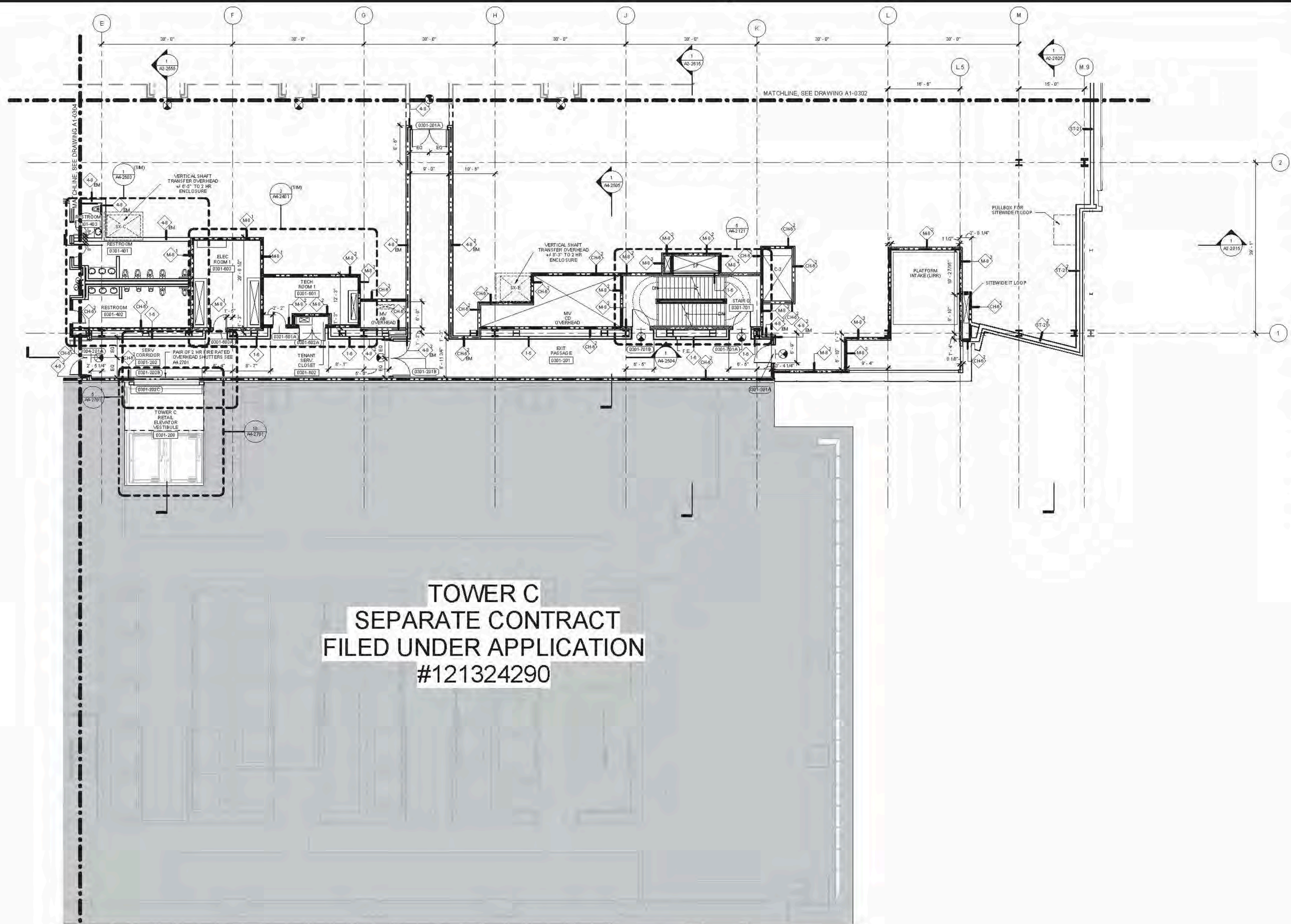
AL-SERIES GENERAL NOTES

- SEE DRAWING A6-0101 FOR PARTITION SCHEDULE AND SYMBOL DESCRIPTION.
- SEE SPECIFICATION FOR COMEYANCE EQUIPMENT SCHEDULE AND DRAWING A4-0101 FOR STAIR SCHEDULE AND STAIR COMPONENT TYPES.
- SLOPING GRIDLINES ARE INDICATED THUSLY:
- FIRE-RATED PARTITIONS ARE INDICATED:
1-HOUR:
2-HOUR:
3-HOUR:
SEE A4-SERIES ENLARGED CORE PLANS FOR SPECIFIC PARTITION TYPES NOT IDENTIFIED IN THIS PLAN SERIES.
FOR TOWER A SPECIFIC INFORMATION IN SECTORS 03 & 04, REFER TO A4-SERIES DWG'S ENCLD IN 03A AND 04A.
FOR RETAIL PODIUM SPECIFIC INFORMATION IN SECTORS 05 & 06, REFER TO A4-SERIES DWG'S ENCLD IN 05A AND 06A.
- ALL FIRE STAIRS ENCLOSURES IN SECTORS 01, 02, 03A, 04, 05 AND 06A CONSIST OF 2-HOUR MASONRY U.O.N. INDICATED THUSLY:
- INTAKE AND EXHAUST SHAFT ENCLOSURES SUPPORTING PLATFORM SPACES CONSIST OF 3-HOUR MASONRY INDICATED THUSLY:
- 2-HR RATED INTERIOR SEPARATION FOR INITIAL T.C.O. BETWEEN TOWER A AND RETAIL PODIUM IS INDICATED THUSLY:
- REFER TO A4-1001 THROUGH A4-1004 SERIES DWG'S FOR EXTERIOR SCOPE SEPARATION BETWEEN T AND PD.
- ELEVATOR SILLS, STAIR LANDING, AND SERVICE ELEVATOR LOBBIES SHALL ALIGN WITH THE TOP OF FINISH FLOOR, U.O.N.
- REFER TO A4-SERIES FINISH PLANS FOR CONCRETE TOPPING SLAB, EQUIPMENT PAIS, CURB'S, FLOOR COATINGS, AND WALL PROTECTION.
- REFER TO A4-SERIES FOR CORE & SHELL DELINE ASSUMES AND ENCLOSED OVERHEAD NEP SHKT OFFSETS.
- REFER TO S4-SERIES FOR ALL EDGE OF STRUCTURAL SLAB DIMENSIONS.
- INSULATION, SEE BUILDING SECTIONS FOR INFO, SEE FINISH SCHEDULE FOR TYPE.
- PARTITIONS SHOWN WITHOUT SET-OUT DIMENSIONS AND LOCATED AT A GRIDLINE ARE TO BE LOCATED THUSLY:

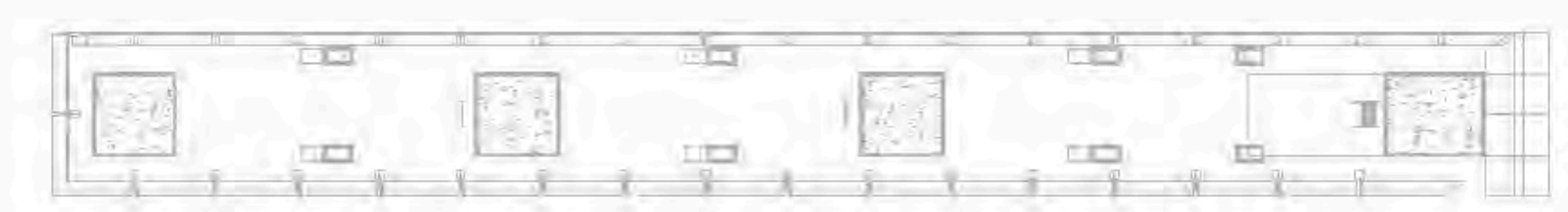


FLOOR 03-27 PLANE NOTES

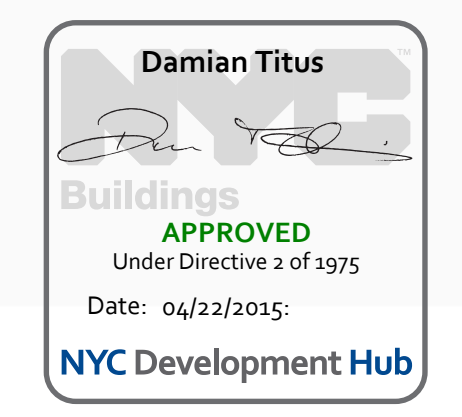
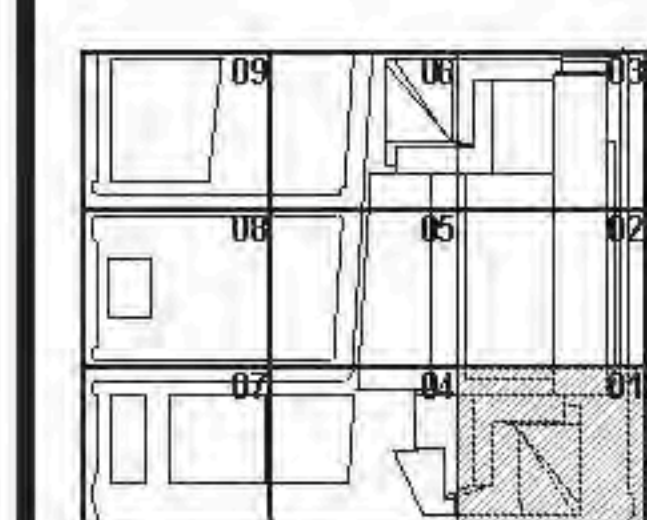
- PARTITION LEGEND:
CORE AND SHELL:
COMMON INTERIORS:
TENANT FIT-OUT:



TOWER C
SEPARATE CONTRACT
FILED UNDER APPLICATION
#121324290



D.O.B. BUILDING PERMIT #1210 12/02/14



HYE - TA - A1-0301

FLOOR PLAN 03
(DISPLAY 3) SECTOR 01

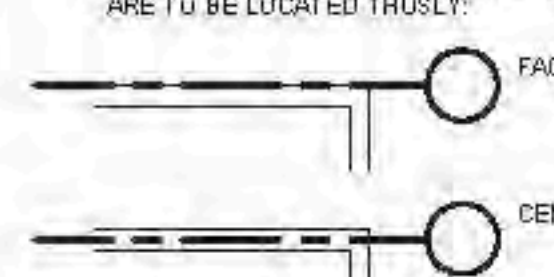
Sheet Number
A1-0301
A-137.00
SHEET 38 OF 500

1 FLOOR PLAN 03 (DISPLAY 3) SECTOR 01
SCALE: 1/8" = 1'-0"



FLOOR PLAN 03 (DISPLAY 3) SECTOR 01
DATE: 06/22/2015
2/17/2015 8:07:40 PM

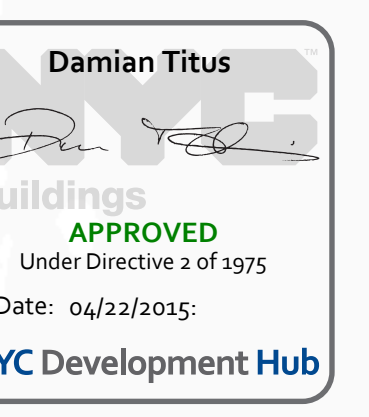
- 01. SEE DRAWING A6-0101 FOR PARTITION SCHEDULE AND SYMBOL DESCRIPTION.
- 02. SEE SPECIFICATION FOR COMPLIANCE EQUIPMENT SCHEDULE AND DRAWING A4-0101 FOR STAIR SCHEDULE AND STAIR COMPONENT TYPES.
- 03. SLOPING BRICELINES ARE INDICATED THUS:
 - 1-HOUR: [Symbol]
 - 2-HOUR: [Symbol]
 - 3-HOUR: [Symbol]
- 04. FIRE-RATED PARTITIONS ARE INDICATED:
 - 1-HOUR: [Symbol]
 - 2-HOUR: [Symbol]
 - 3-HOUR: [Symbol]
- 05. FOR TOWER A SPECIFIC INFORMATION IN SECTIONS 04 & 06, REFER TO A1-SERIES DWG'S ENDING IN 04 AND 06A. FOR RETAIL PODIUM SPECIFIC INFORMATION IN SECTIONS 04 & 06, REFER TO A1-SERIES DWG'S ENDING IN 04A AND 06A.
- 06. ALL FIRE STAIRS ENCLOSURES IN SECTIONS 04, 05, 04A, 06, AND 06A CONSIST OF 2-HOUR MASONRY U.O.N. INDICATED THUS: [Symbol]
- 07. INTAKE AND EXHAUST SHWFT ENCLOSURES SUPPORTING PLATFORM SPACES CONSIST OF 3-HOUR MASONRY INDICATED THUS: [Symbol]
- 08. 2-HR RATED INTERIOR SEPARATION FOR INITIAL T.C.O. BETWEEN TOWER A AND RETAIL PODIUM IS INDICATED THUS: [Symbol]
- 09. REFER TO A0-1001 THROUGH A0-1004 SERIES DWG'S FOR EXTERIOR SCOPE SEPARATION BETWEEN T AND PD.
- 10. ELEVATOR SILLS, STAIR LANDINGS, AND SERVICE ELEVATOR LOBBIES SHALL ALIGN WITH THE TOP OF FINISH FLOOR, UO.N.
- 11. REFER TO A0-SERIES FINISH PLANS FOR CONCRETE TOPPING SLAB, EQUIPMENT PADS, CURBS, FLOOR COATINGS, AND WALL PROTECTION.
- 12. REFER TO A0-SERIES FOR CORE & SHELL BEILING ASSEMBLIES AND ENCLOSED OVERHEAD MECH SHFT OFFSETS.
- 13. INSULATION: SEE BUILDING SECTIONS FOR INFO, SEE FINISH SCHEDULE FOR TYPE.
- 14. PARTITIONS SHOWN WITHOUT SET-OUT DIMENSIONS AND LOCATED AT A GRIDLINE ARE TO BE LOCATED THUS: [Symbol]



FLOOR 03 PLANE NOTES

- 1. PARTITION LEGEND:
 - [Symbol] CORE AND SHELL
 - [Symbol] COMMON INTERIORS
 - [Symbol] TENANT FIT-OUT

D.O.B. BUILDING PERMIT PLNO 120020H



Client
Related Companies
60 Columbus Circle
New York, NY 10023
TEL: 212.801.1000 FAX: 212.801.1048

General Contractor
Oxford Properties Group
320 Park Avenue, 17th Floor
New York, NY 10022
TEL: 212.966.7514 FAX: 212.966.7510

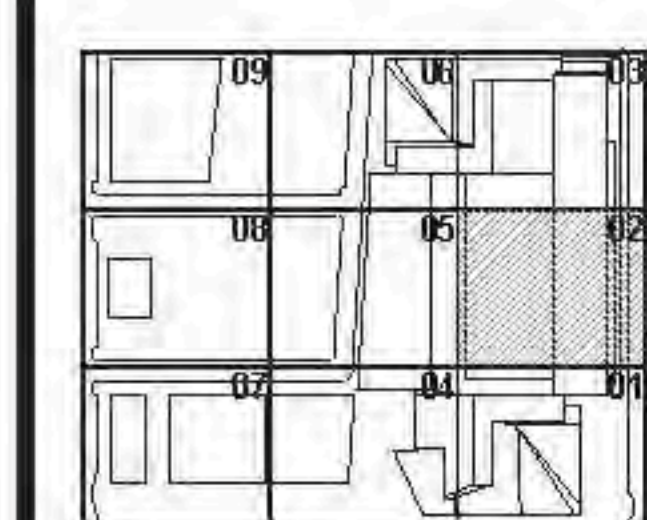
Architect
Kohn Pedersen Fox Associates
11 West 42nd Street
New York, New York 10036
TEL: 212.977.6500 FAX: 212.956.2526

Structural Engineer
Theonka Tomasek Inc.
51 Madison Avenue
New York, New York 10010
TEL: 917.661.7800 FAX: 718.661.7801

Mechanical, Electrical, Plumbing, Fire Protection
Janos Baum & Bolles Consulting Engineers
80 Pine Street
New York, NY 10013
TEL: 212.530.9300 FAX: 212.269.2894

Retail Interior Design & Planning
Ellen Manfredi
330-A Chestnut
Boston, MA 02210
TEL: 617.426.1300

D.O.B. BUILDING PERMIT PLNO 120020H

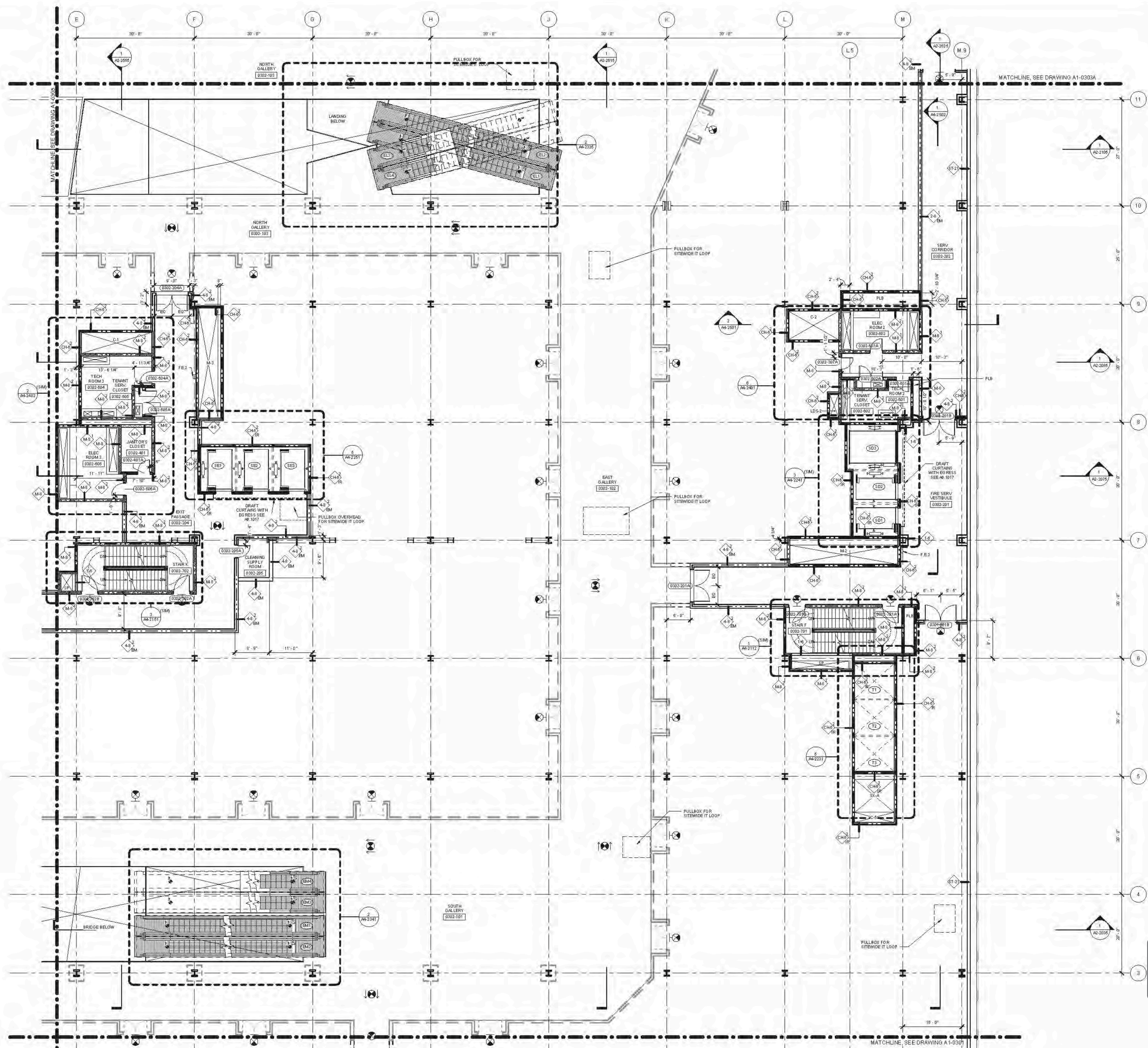


HYE - TA - A1-0302

**FLOOR PLAN 03
(DISPLAY 3) SECTOR 02**

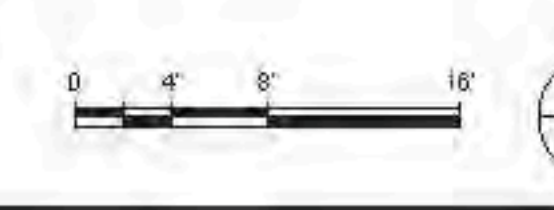
Drawing Number:
A1-0302
Drawing Name:
A-138.00

DATE: 12/03/2014
PROJECT NO.: 1376
DATE: 04/22/2015



FLOOR PLAN 03 (DISPLAY 3) SECTOR 02

SCALE: 1/8" = 1'-0"

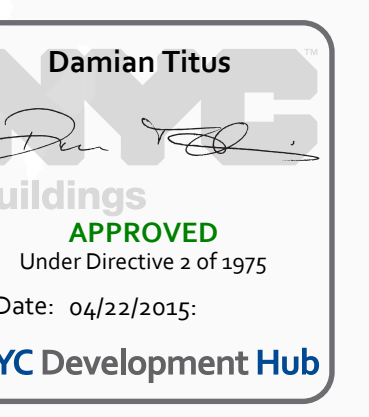


FLOOR PLANS (DISPLAY 3) SECTOR 02
 C:\P\B\41778_HYE_PD_CORE_DISPLAY_0302_HYP\0302_HYP.dwg
 2/17/2015 8:38:40 PM

- 01. SEE DRAWING A6-0101 FOR PARTITION SCHEDULE AND SYMBOL DESCRIPTION.
- 02. SEE SPECIFICATION FOR COMPLIANCE EQUIPMENT SCHEDULE AND DRAWING A4-0101 FOR STAIR SCHEDULE AND STAIR COMPONENT TYPES.
- 03. SLOPING BRICKLINES ARE INDICATED THUSLY:
 - 1-HOUR: [Symbol]
 - 2-HOUR: [Symbol]
 - 3-HOUR: [Symbol]
- 04. FIRE-RATED PARTITIONS ARE INDICATED:
 - 1-HOUR: [Symbol]
 - 2-HOUR: [Symbol]
 - 3-HOUR: [Symbol]
- 05. SEE AN-SERIES ENLARGED CORE PLANS FOR SPECIFIC PARTITION TYPES NOT IDENTIFIED IN THIS PLAN SERIES.
- 06. FOR TOWER A SPECIFIC INFORMATION IN SECTIONS G-8 & G-9, REFER TO A-SERIES DWGS ENDING IN 088 AND 089. FOR RETAIL PODIUM SPECIFIC INFORMATION IN SECTIONS G-8 & G-9, REFER TO A-SERIES DWG'S ENDING IN 034 AND 03A.
- 07. ALL FIRE STAIRS ENCLOSURES IN SECTIONS G-8, G-9, G-10, G-11, G-12 AND G-13 CONSIST OF 2-HOUR MASONRY U.O.N. INDICATED THUSLY:
 - [Symbol]
- 08. INTAKE AND EXHAUST SHWFT ENCLOSURES SUPPORTING PLATFORM SPACES CONSIST OF 3-HOUR MASONRY INDICATED THUSLY:
 - [Symbol]
- 09. 2-HR RATED INTERIOR SEPARATION FOR INITIAL T.C.O. BETWEEN TOWER A AND RETAIL PODIUM IS INDICATED THUSLY:
 - [Symbol]
- 10. REFER TO A6-1001 THROUGH A6-1004 SERIES DWGS FOR EXTERIOR SCOPE SEPARATION BETWEEN TA AND PD.
- 11. ELEVATOR SILLS, STAIR LANDING, AND SERVICE ELEVATOR Lobbies SHALL ALIGN WITH THE TOP OF FINISH FLOOR, UO.N.
- 12. REFER TO A0-SERIES FINISH PLANS FOR CONCRETE TO FLOOR SLAB, EQUIPMENT PANS, CURBS, FLOOR COATINGS, AND WALL PROTECTION.
- 13. REFER TO A0-SERIES FOR CORE & SHELL DELINEATION, RISERS AND ENCLOSURES OVERHEAD MECH. SHWFT OFFSETS.
- 14. REFER TO A0-SERIES FOR ALL EDGE OF STRUCTURAL SLAB DIMENSIONS.
- 15. INSULATION, SEE BUILDING SECTIONS FOR INFO, SEE FINISH SCHEDULE FOR TYPE.
- 16. PARTITIONS SHOWN WITHOUT SET-OUT DIMENSIONS AND LOCATED AT A GRIDLINE ARE TO BE LOCATED THUSLY:
 - [Symbol] FACE-ALIGNED
 - [Symbol] CENTERED

FLOOR PLAN NOTES

- 1 PARTITION, EDGE
- 2 CORE AND SHELL
- 3 COMMON INTERIORS
- 4 TENANT FIT-OUT



Chief
Related Companies
60 Columbus Circle
New York, NY 10023
TEL: 212.801.1000 FAX: 212.801.1048

Chief Properties Group
320 Park Avenue, 17th Floor
New York, NY 10022
TEL: 212.866.7514 FAX: 212.986.7510

Architect
Kohn Pedersen Fox Associates
11 West 42nd Street
New York, New York 10036
TEL: 212.977.6500 FAX: 212.956.2526

Structural Engineer
Thorburn Tomasek Inc.
51 Madison Avenue
New York, New York 10010
TEL: 917.661.7800 FAX: 917.661.7801

Mechanical, Electrical, Plumbing, Fire Protection
Janos Baum & Boltes Consulting Engineers
80 Pine Street
New York, NY 10013
TEL: 212.530.9300 FAX: 212.269.5894

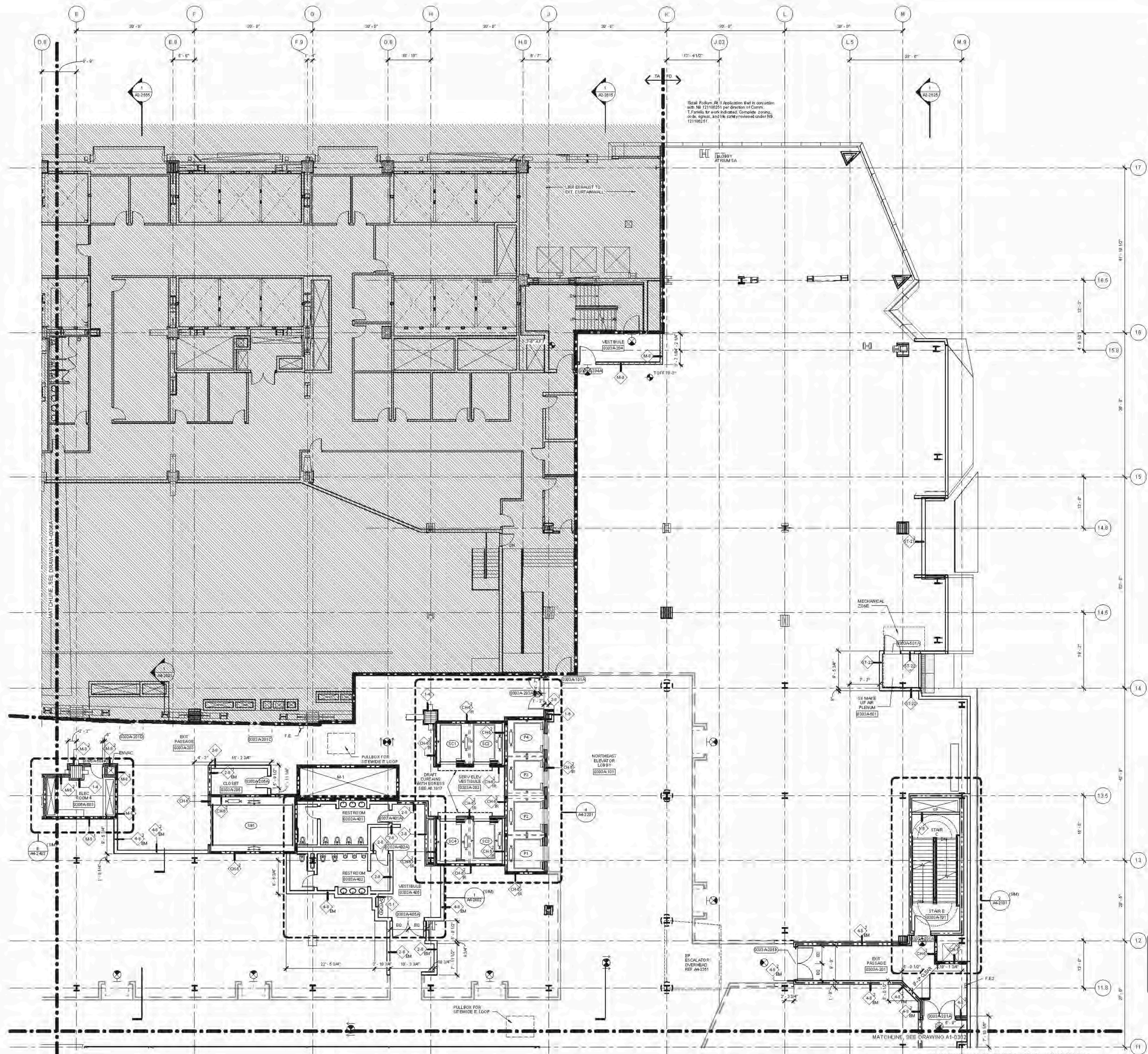
Retail Interior Design & Planning
300 A Street
Boston, MA 02210
TEL: 617.426.1300

12/01/2014
1736
04/22/2015
A1-0303A

**FLOOR PLAN 03
(DISPLAY 3) SECTOR
03A**


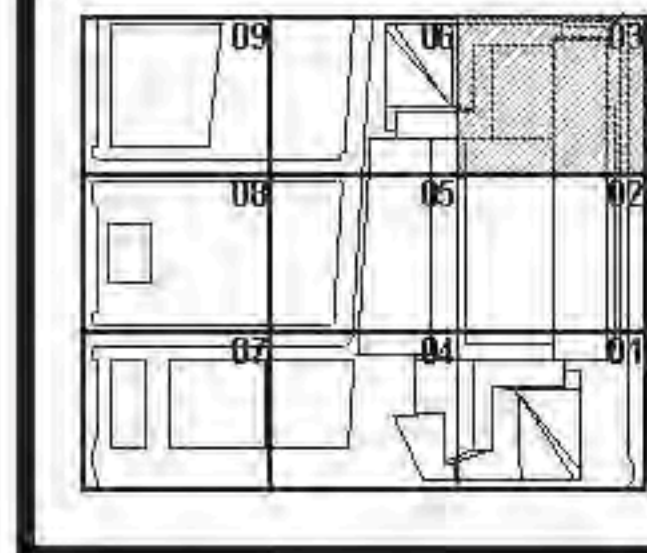
Scale: 1/8" = 1'-0"

SHEET 40 OF 500



FLOOR PLAN 03 (DISPLAY 3) SECTOR 03A
 CAMP/BAUM/BOLTES/ME/PLUMB/FIRE/DOE/2014/04/22/1736/14

12/01/2014
1736
04/22/2015
A1-0303A



HYE - TA - A1-0303A

**FLOOR PLAN 03
(DISPLAY 3) SECTOR
03A**

Scale: 1/8" = 1'-0"
A-139.00

- GENERAL NOTES**
- SEE DRAWING A6-010X SERIES FOR PARTITION SCHEDULE AND SYMBOL DESCRIPTION.
 - SEE SPECIFICATION FOR CONVEYANCE EQUIPMENT SCHEDULE AND DRAWING A6-010X SERIES SCHEDULE AND STAIR COMPONENT TYPES.
 - SLOPING GRIDLINES ARE INDICATED THUSLY:
 - FIRE-RATED PARTITIONS ARE INDICATED:
1-HOUR: [Symbol]
2-HOUR: [Symbol]
3-HOUR: [Symbol]
 - SEE A SERIES ENLARGED CORE PLANS FOR SPECIFIC PARTITION TYPES NOT IDENTIFIED IN THIS PLAN SERIES.
 - FOR TOWER A SPECIFIC INFORMATION IN SECTORS 01, 02, 03A, 04, 05, AND 06A, REFER TO ALL SERIES DWGS ENDING IN 018 AND 098. FOR RETAIL PODIUM SPECIFIC INFORMATION IN SECTORS 07 & 08, REFER TO A1-SERIES DWGS ENDING IN 03A AND 04A.
 - ALL FIRE STAIRS ENCLOSURES IN SECTORS 01, 02, 03A, 04, 05, AND 06A, CONSIST OF 2-HOUR MASONRY (I.D.H.).
 - ALL GIM AT FIRE STAIR ENCLOSURES AND ELEVATOR HOISTWAY ENCLOSURES SHALL BE IMPACT RESISTANT.
 - INTAKE AND EXHAUST SHAFT ENCLOSURES SUPPORTING PLATFORM SPACES CONSIST OF 2-HOUR MASONRY.
 - 3-HR RATED INTERIOR SEPARATION FOR INITIAL T.C.O. BETWEEN TOWER A AND RETAIL PODIUM IS INDICATED THUSLY.
 - REFER TO A0-300X SERIES DWGS FOR EXTERIOR SCOPE SEPARATION BETWEEN TA AND PD.
 - REFER TO S SERIES DWGS FOR EDGE OF SLAB INFORMATION.

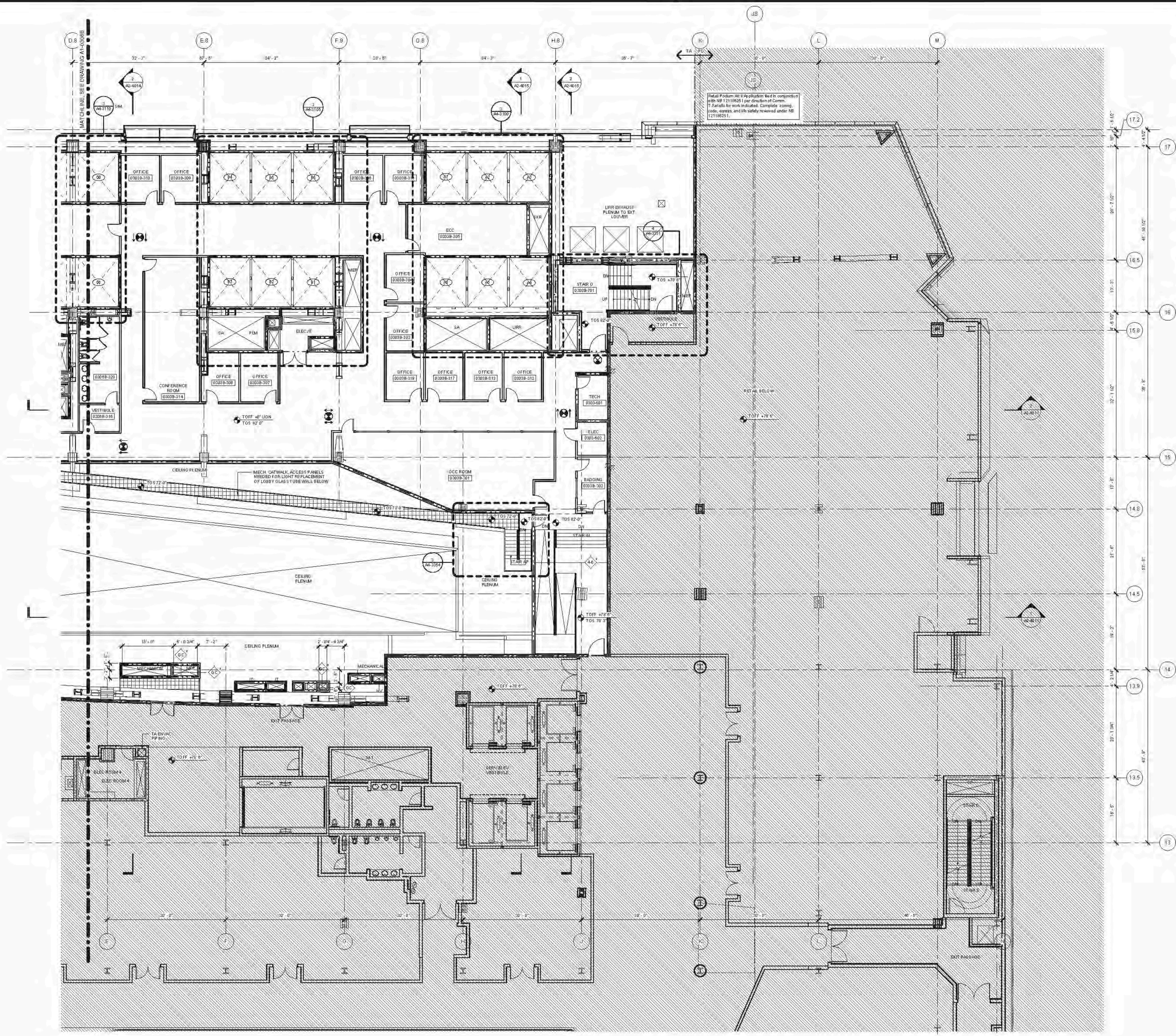
Client
Related Companies
60 Columbus Circle
New York, NY 10023
TEL: 212.801.1000 FAX: 212.801.1048

Contract Properties Group
320 Park Avenue, 17th Floor
New York, NY 10022
TEL: 212.966.7514 FAX: 212.966.7510

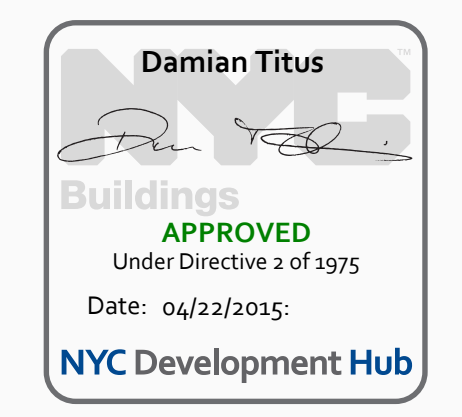
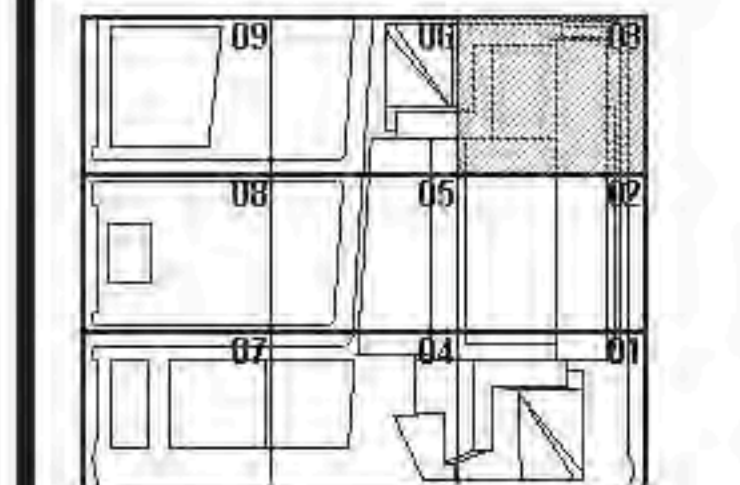
Architect
Kohn Pedersen Fox Assoc. Inc. PC
Architects & Planners, Consultants
11 West 42nd Street
New York, New York 10036
TEL: 212.977.6200 FAX: 212.956.2526

Structural Engineer
Thomson Townsend, Inc.
21 Madison Avenue
New York, New York 10010
TEL: 917.661.7800 FAX: 718.661.7801

Mechanical, Electrical, Plumbing, Fire Protection
Janis Baum & Bolles Consulting Engineers PC
80 Pine Street
New York, NY 10013
TEL: 212.530.9300 FAX: 212.269.5894



D.O.B. BUILDING PERMIT #1290 12/02/14
Sector 03B



HYE - TA - A1-0303B

**FLOOR PLAN 03
SECTOR 03B
(MARKETING 03)**

Drawing Number
A1-0303B
Sheet Drawing Number
A-140.00

FLOOR PLAN 03 (DISPLAY 3) SECTOR 03
1/8" = 1'-0"




A1-0303B
 FLOOR PLAN 03 (DISPLAY 3) SECTOR 03
 C:\P\F\A1-0303B\A1-0303B_T1-0303B.dwg
 2/26/2015 12:42:32 PM

- 01. SEE DRAWING A6-0101 FOR PARTITION SCHEDULE AND SYMBOL DESCRIPTION.
- 02. SEE SPECIFICATION FOR COMPLIANCE EQUIPMENT SCHEDULE AND DRAWING A4-0101 FOR STAIR SCHEDULE AND STAIR COMPONENT TYPES.
- 03. SLOPING GRIDLINES ARE INDICATED THUSLY:
 - 1:12
- 04. FIRE-RATED PARTITIONS ARE INDICATED:
 - 1-HOUR: [Symbol]
 - 2-HOUR: [Symbol]
 - 3-HOUR: [Symbol]
 SEE AN-SERIES ENLARGED CORE PLANS FOR SPECIFIC PARTITION TYPES NOT IDENTIFIED IN THIS PLAN SERIES.
- 05. FOR TOWER A SPECIFIC INFORMATION IN SECTIONS 03, 04, 05, REFER TO AN-SERIES DWG'S ENCL 3 ENCL 3A AND 3B. REFER TO AN-SERIES DWG'S ENCL 3 ENCL 3A AND 3B.
- 06. ALL FIRE STAIRS ENCLOSURES IN SECTIONS 03, 04, 05, AND 06A CONSIST OF 2-HOUR MASONRY U.O.N. INDICATED THUSLY:
 - [Symbol]
- 07. INTAKE AND EXHAUST SHAFT ENCLOSURES SUPPORTING PLATFORM SPACES CONSIST OF 3-HOUR MASONRY INDICATED THUSLY:
 - [Symbol]
- 08. 2-HR RATED INTERIOR SEPARATION FOR INITIAL T.C.O. BETWEEN TOWER A AND RETAIL PODIUM IS INDICATED THUSLY:
 - [Symbol]
 REFER TO A0-1001 THROUGH A0-1004 SERIES DWGS FOR EXTERIOR SCOPE SEPARATION BETWEEN TA AND PD.
- 09. ELEVATOR SILLS, STAIR LANDINGS, AND SERVICE ELEVATOR LOBBIES SHALL ALIGN WITH THE TOP OF FINISH FLOOR UO.N.
- 10. REFER TO A0-SERIES FINISH PLANS FOR CONCRETE TOPPING SLAB, EQUIPMENT PADS, CURBS, FLOOR COATINGS, AND WALL PROTECTION.
- 11. REFER TO A0-SERIES FOR CORE & SHELL DELINEATION ASSEMBLIES AND ENCLOSED OVERHEAD MECH. SHFT OFFSETS.
- 12. REFER TO S0-SERIES FOR ALL EDGE OF STRUCTURAL SLAB DIMENSIONS.
- 13. INSULATION, SEE BUILDING SECTIONS FOR INFO, SEE FINISH SCHEDULE FOR TYPE.
- 14. PARTITIONS SHOWN WITHOUT SET-UP DIMENSIONS AND LOCATED AT A GRIDLINE ARE TO BE LOCATED THUSLY:
 - [Symbol] FACE-ALIGNED
 - [Symbol] CENTERED

FLOOR 03 PLANE NOTES

- 1. PARTITION LEGEND
 - [Symbol] CORE AND SHELL
 - [Symbol] COMMON INTERIORS
 - [Symbol] TENANT FIT-OUT

HUDSON YARDS - RETAIL PODIUM AND TOWER A
 300 WEST 33RD STREET
 New York, NY



Client
 Related Companies
 60 Columbus Circle
 New York, NY 10023
 TEL: 212.801.1000 FAX: 212.801.1048

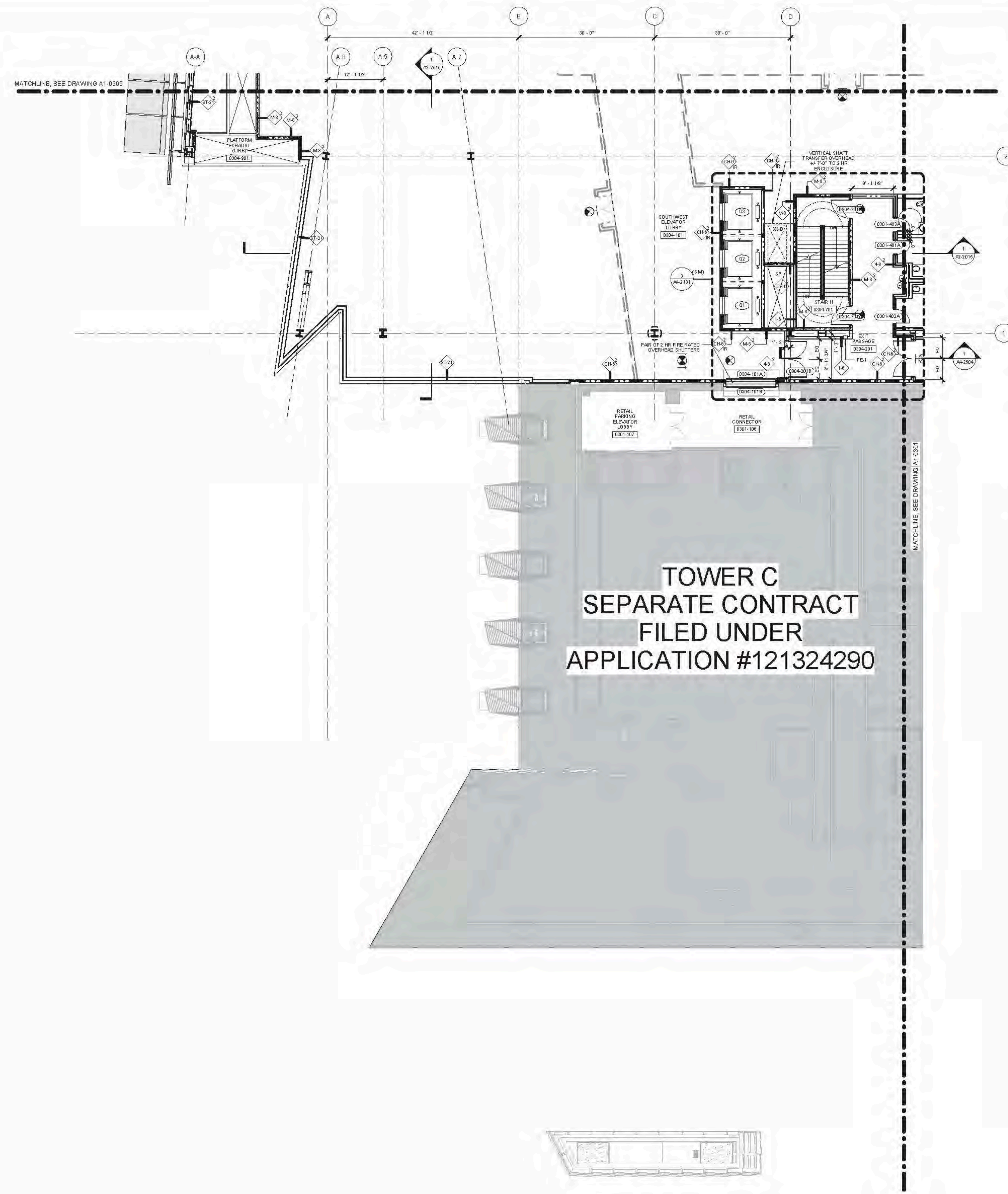
General Properties Group
 320 Park Avenue, 17th Floor
 New York, NY 10022
 TEL: 212.986.7514 FAX: 212.986.7510

Architect
 Kohn Pedersen Fox Associates
 11 West 42nd Street
 New York, New York 10036
 TEL: 212.977.6500 FAX: 212.956.2526

Structural Engineer
 Thornton Tomasetti, Inc.
 51 Madison Avenue
 New York, New York 10017
 TEL: 917.661.7800 FAX: 212.661.7801

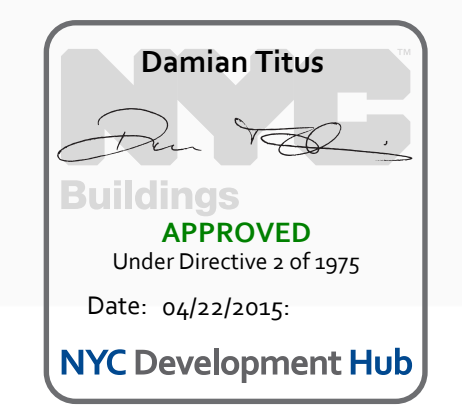
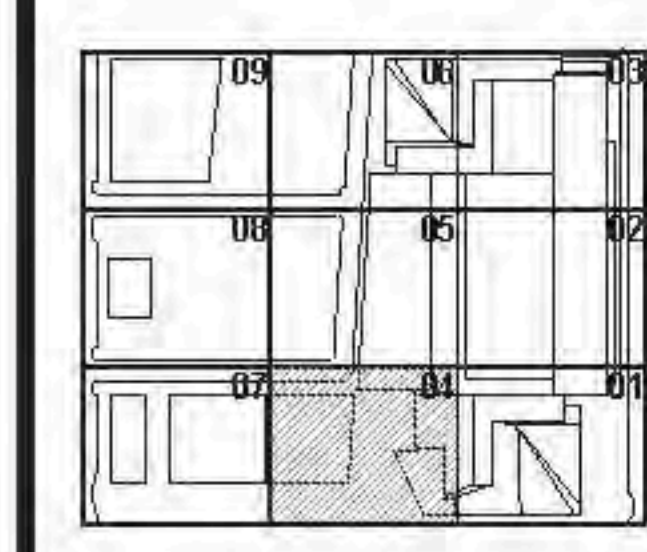
Mechanical, Electrical, Plumbing, Fire Protection
 Janus Baum & Bolles Consulting Engineers
 80 Pine Street
 New York, NY 10013
 TEL: 212.530.9300 FAX: 212.269.3894

Retail Interior Design & Planning
 Eliseo Manfredi
 330-A Street
 Boston, MA 02210
 TEL: 617.426.1300



**TOWER C
 SEPARATE CONTRACT
 FILED UNDER
 APPLICATION #121324290**

D.O.B. BUILDING PERMIT BUILDING 12/02/2014

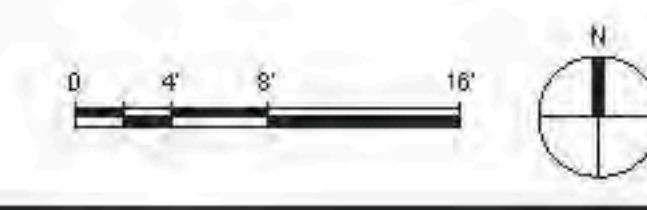


Issue Date: 12/02/2014
 Project No: 1736
 Drawing No: HYE-TA-A1-0304
 Drawing Title: FLOOR PLAN 03 (DISPLAY 3) SECTOR 04


FLOOR PLAN 03 (DISPLAY 3) SECTOR 04

Sheet Number: **A1-0304**
 Sheet Drawing Number: **A-141.00**

1 FLOOR PLAN 03 (DISPLAY 3) SECTOR 04
 SCALE: 1/8" = 1'-0"



FLOOR PLAN 03 (DISPLAY 3) SECTOR 04
 C:\P\B\41778_HYE_PD_A1-0304_CORE_03H110_0304.dwg
 2/17/2015 8:09:47 PM
 A1-0304



Client
 Related Companies
 60 Columbus Circle
 New York, NY 10023
 TEL: 212.801.1000 FAX: 212.801.1048

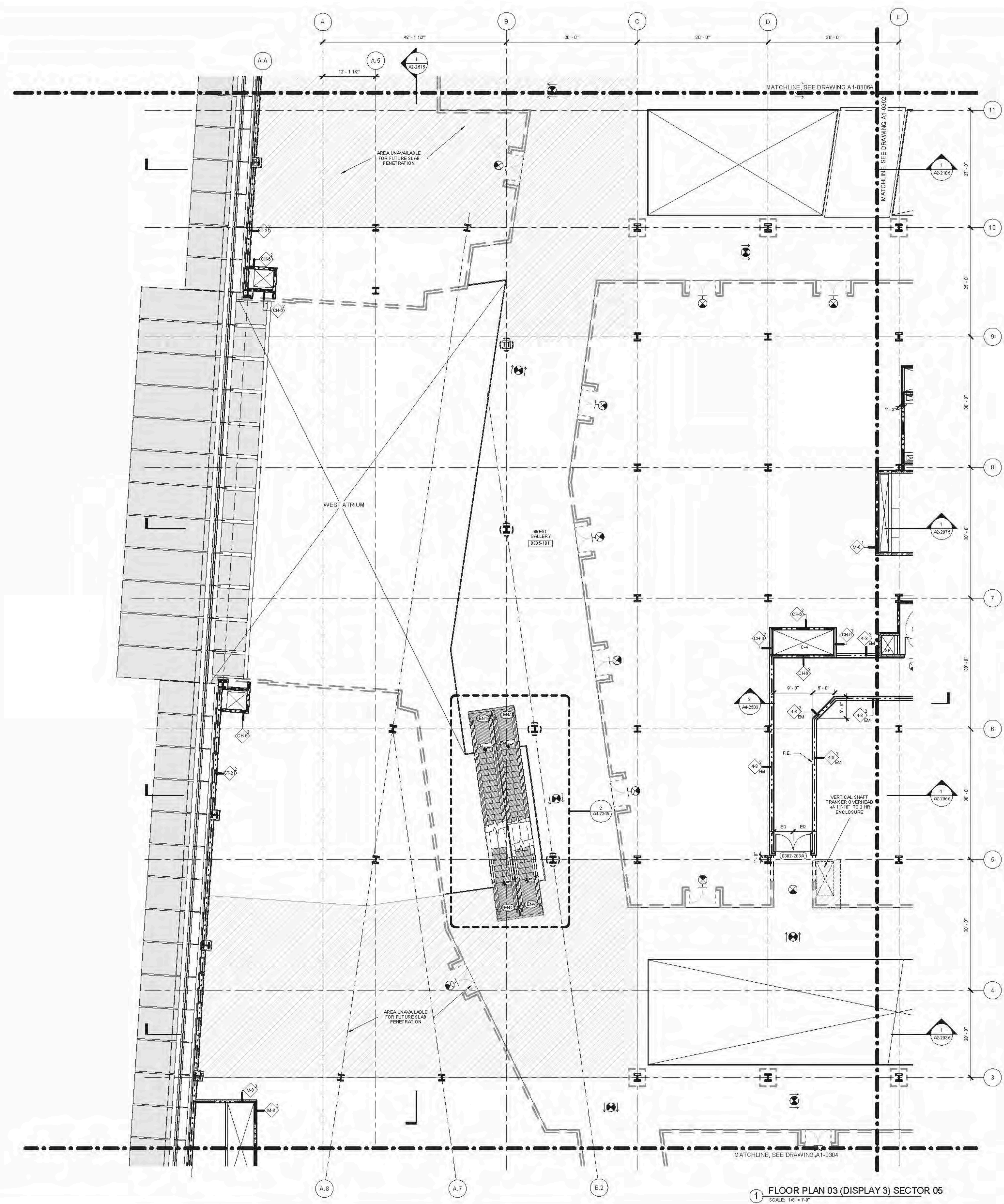
Contract Properties Group
 320 Park Avenue, 17th Floor
 New York, NY 10022
 TEL: 212.966.7514 FAX: 212.966.7510

Architect
 Kohn Pedersen Fox Associates
 11 West 42nd Street
 New York, New York 10036
 TEL: 212.977.6500 FAX: 212.956.2526


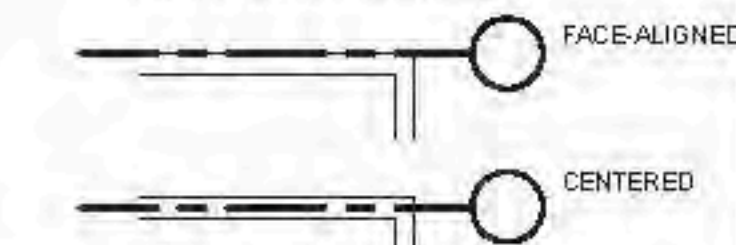
Structural Engineer
 Thomson Tomasek, Inc.
 51 Madison Avenue
 New York, New York 10010
 TEL: 917.661.7800 FAX: 917.661.7801

Mechanical, Electrical, Plumbing, Fire Protection
 Jano Baum & Bolles Consulting Engineers
 80 Pine Street
 New York, NY 10013
 TEL: 212.520.9300 FAX: 212.269.5894

Retail Interior Design & Planning
 Elton-Monfredi
 300 A Street
 Boston, MA 02210
 TEL: 617.426.1300


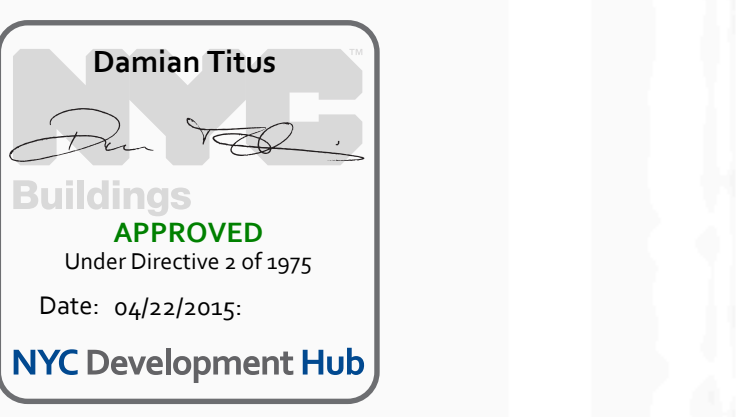
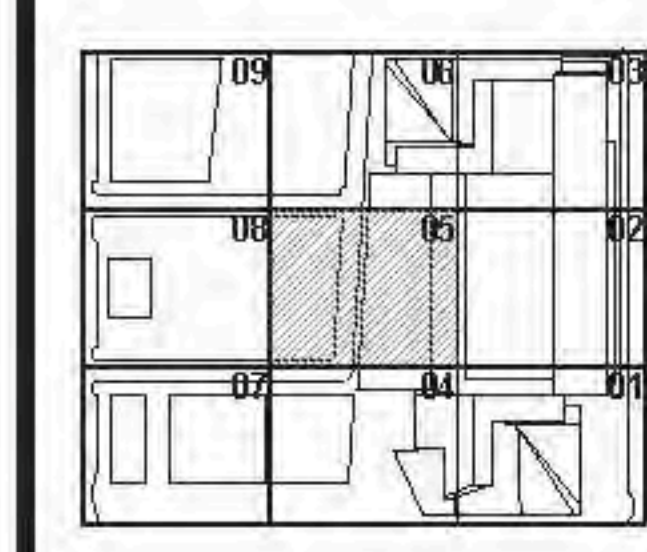


- A1-SERIES GENERAL NOTES**
- SEE DRAWING A6-0101 FOR PARTITION SCHEDULE AND SYMBOL DESCRIPTION.
 - SEE SPECIFICATION FOR COMPLIANCE EQUIPMENT SCHEDULE AND DRAWING A4-0101 FOR STAIR SCHEDULE AND STAIR COMPONENT TYPES.
 - SLOPING GRIDLINES ARE INDICATED THUS:
 - FIRE-RATED PARTITIONS ARE INDICATED:
 1-HOUR:
 2-HOUR:
 3-HOUR:
 SEE A4-SERIES ENLARGED CORE PLANS FOR SPECIFIC PARTITION TYPES NOT IDENTIFIED IN THIS PLAN SERIES.
 - FOR TOWER A SPECIFIC INFORMATION IN SECTIONS G-0 & G-6, REFER TO A1-SERIES DWG'S DWG'S 0309 AND 0310. FOR RETAIL PODIUM SPECIFIC INFORMATION IN SECTIONS G-8 & G-9, REFER TO A1-SERIES DWG'S DWG'S 0304 AND 0306.
 - ALL FIRE STAIRS ENCLOSURES IN SECTIONS G-1, G-2, G-3, G-4, G-5 AND G-6A CONSIST OF 2-HOUR MASONRY U.O.N. INDICATED THUS:
 - INTAKE AND EXHAUST SHAFT ENCLOSURES SUPPORTING PLATFORM SPACES CONSIST OF 3-HOUR MASONRY INDICATED THUS:
 - 2-HR RATED INTERIOR SEPARATION FOR INITIAL T.C.O. BETWEEN TOWER A AND RETAIL PODIUM IS INDICATED THUS:
 - REFER TO A0-1001 THROUGH A0-1004 SERIES DWG'S FOR EXTERIOR SCOPE SEPARATION BETWEEN TA AND PD.
 - ELEVATOR SILLS, STAIR LANDINGS, AND SERVICE ELEVATOR LOBBIES SHALL ALIGN WITH THE TOP OF FINISH FLOOR, UO.N.
 - REFER TO A0-SERIES FINISH PLANS FOR CONCRETE TOPPING SLAB, EQUIPMENT PADS, CURBS, FLOOR COATINGS, AND WALL PROTECTION.
 - REFER TO A0-SERIES FOR CORE & SHELL CEILING ASSEMBLIES AND ENCLOSED OVERHEAD MEP SHEET OFFSETS.
 - REFER TO A0-SERIES FOR ALL EDGE OF STRUCTURAL SLAB DIMENSIONS.
 - INSULATION, SEE BUILDING SECTIONS FOR INFO, SEE FINISH SCHEDULE FOR TYPE.
 - PARTITIONS SHOWN WITHOUT SET-OUT DIMENSIONS AND LOCATED AT A GRIDLINE ARE TO BE LOCATED THUS:



D.O.B. BUILDING PERMIT NO. 122020H

12/10/2014
 1736
 04/22/2015



HYE - TA - A1-0305


**FLOOR PLAN 03
 (DISPLAY 3) SECTOR 05**

Drawing Number
A1-0305
 All Other Drawing Number
A-142.00

1 FLOOR PLAN 03 (DISPLAY 3) SECTOR 05
 SCALE: 1/8" = 1'-0"



FLOOR PLANS (DISPLAY 3) SECTOR 05
 CAMP DRAWING NUMBER: HYE_PU_FT_CORE_03A110_0305_rptable.rvt
 2/17/2015 8:10:14 PM
 A1-0305



Client
Related Companies
60 Columbus Circle
New York, NY 10023
TEL: 212.801.1000 FAX: 212.801.1048

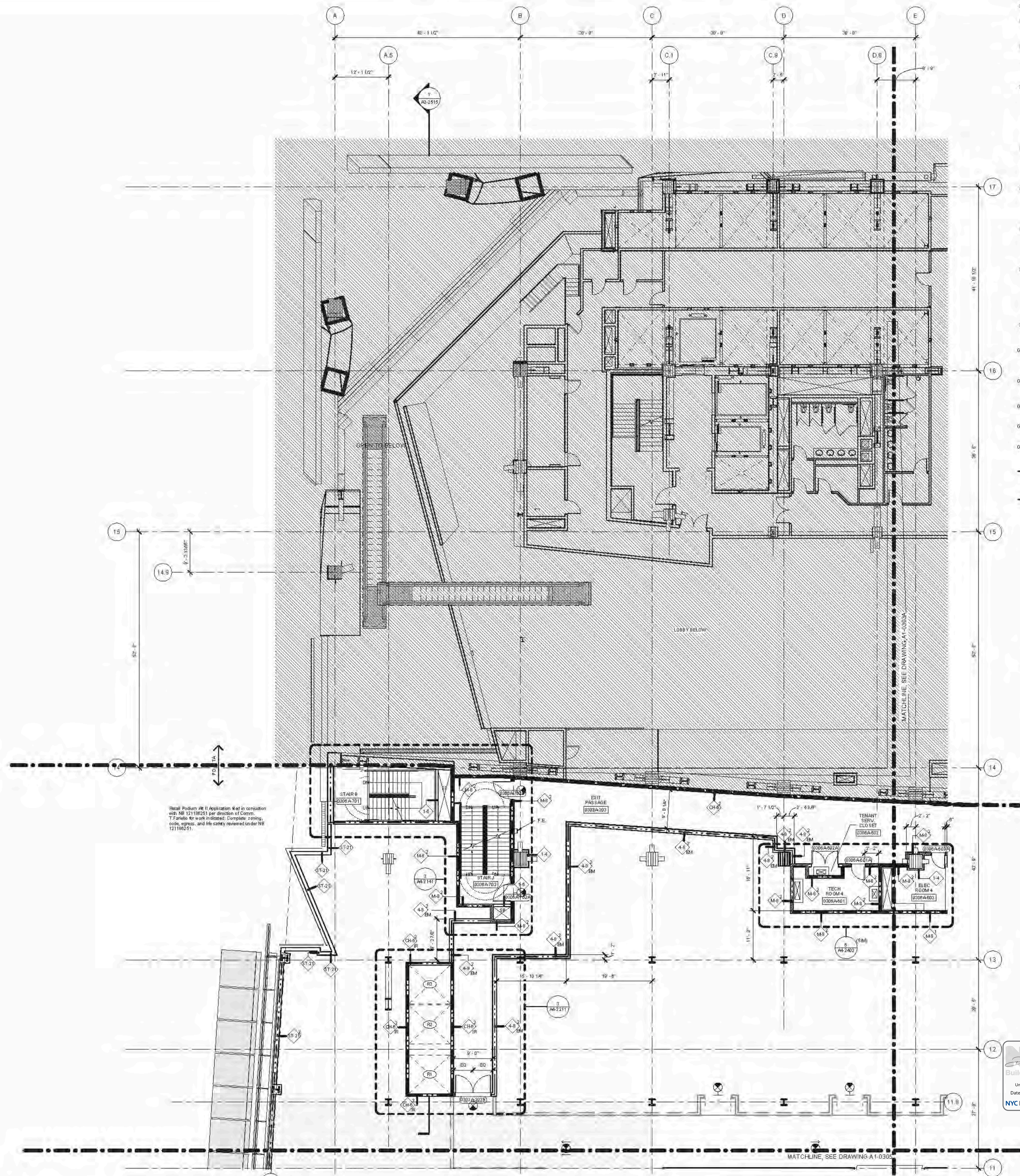
Client Properties Group
320 Park Avenue, 17th Floor
New York, NY 10022
TEL: 212.866.7514 FAX: 212.986.7510

Architect
Kohn Pedersen Fox Associates
11 West 42nd Street
New York, New York 10036
TEL: 212.977.6500 FAX: 212.956.2526

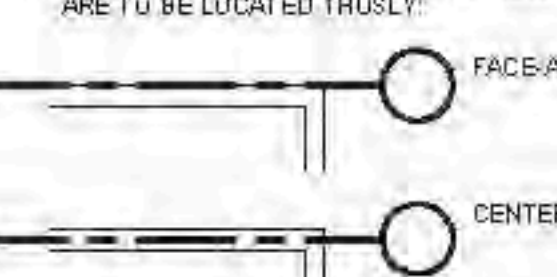
Structural Engineer
Thorburn Tomasek Inc.
51 Madison Avenue
New York, New York 10010
TEL: 917.661.7300 FAX: 212.661.7801

Mechanical, Electrical, Plumbing, Fire Protection
Janos Baum & Bolles Consulting Engineers
80 Pine Street
New York, NY 10003
TEL: 212.530.9300 FAX: 212.269.5894


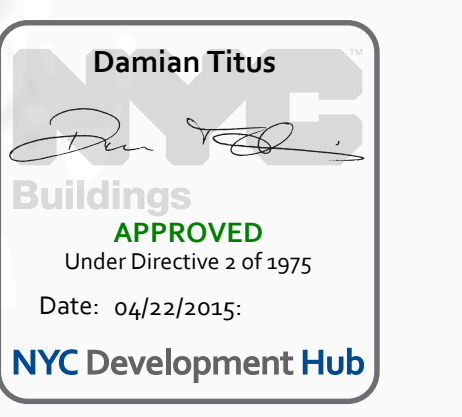
Retail Interior Design & Planning
Ellen Mandred
300 A Street
Boston, MA 02210
TEL: 617.426.1300



- GENERAL NOTES**
- SEE DRAWING A6-0101 FOR PARTITION SCHEDULE AND SYMBOL DESCRIPTION.
 - SEE SPECIFICATION FOR COMPLIANCE EQUIPMENT SCHEDULE AND DRAWING A4-0101 FOR STAIR SCHEDULE AND STAIR COMPONENT TYPES.
 - SLOPING GRIDLINES ARE INDICATED THUSLY.
 - FIRE-RATED PARTITIONS ARE INDICATED:
1-HOUR: [Symbol]
2-HOUR: [Symbol]
3-HOUR: [Symbol]
SEE AN SERIES ENLARGED CORE PLANS FOR SPECIFIC PARTITION TYPES NOT IDENTIFIED IN THIS PLAN SERIES.
 - FOR TOWER A SPECIFIC INFORMATION IN SECTIONS 04 & 06, REFER TO A1-SERIES DWG'S ENDS IN 04B AND 06B. FOR RETAIL PODIUM SPECIFIC INFORMATION IN SECTIONS 08 & 09, REFER TO A1-SERIES DWG'S ENDS IN 08A AND 09A.
 - ALL FIRE STAIRS ENCLOSURES IN SECTIONS 01, 02, 03A, 04, 05, AND 06A CONSIST OF 2-HOUR MASONRY U.O.N. INDICATED THUSLY.
 - INTAKE AND EXHAUST SHWIFT ENCLOSURES SUPPORTING PLATFORM SPACES CONSIST OF 3-HOUR MASONRY INDICATED THUSLY.
 - 2-HR RATED INTERIOR SEPARATION FOR INITIAL T.C.O. BETWEEN TOWER A AND RETAIL PODIUM IS INDICATED THUSLY.
 - REFER TO A6-1001 THROUGH A6-1004 SERIES DWG'S FOR EXTERIOR SCOPE SEPARATION BETWEEN TA AND PD.
 - ELEVATOR SILLS, STAIR LANDING, AND SERVICE ELEVATOR LORRIES SHALL ALIGN WITH THE TOP OF FINISH FLOOR UO.N.
 - REFER TO A0-SERIES FINISH PLANS FOR CONCRETE TOP FLOOR SLAB, EQUIPMENT PADS, CURBS, FLOOR COATINGS, AND WALL PROTECTION.
 - REFER TO A0-SERIES FOR CORE 8 SHELL, BEILING ASSEMBLIES AND ENCLOSED OVERHEAD SHWIFT DECK SETS.
 - REFER TO A0-SERIES FOR ALL EDGE OF STRUCTURAL SLAB DIMENSIONS.
 - INSULATION, SEE BUILDING SECTIONS FOR INFO, SEE FINISH SCHEDULE FOR TYPE.
 - PARTITIONS SHOWN WITHOUT SET-OUT DIMENSIONS AND LOCATED AT A GRIDLINE ARE TO BE LOCATED THUSLY.



Retail Podium (R) Application Map in conbination with NB 121186251 per direction of Commr. T7 stands for work indicated. Complete zoning, code, egress, and life safety review under NB 121186251.



HYE - TA - A1-0306A

FLOOR PLAN 03 (DISPLAY 3) SECTOR 06A

Drawing Number
A1-0306A
Client Drawing Number
A-143.00





Client
Related Companies
60 Columbus Circle
New York, NY 10023
TEL: 212.801.1000 FAX: 212.801.1048

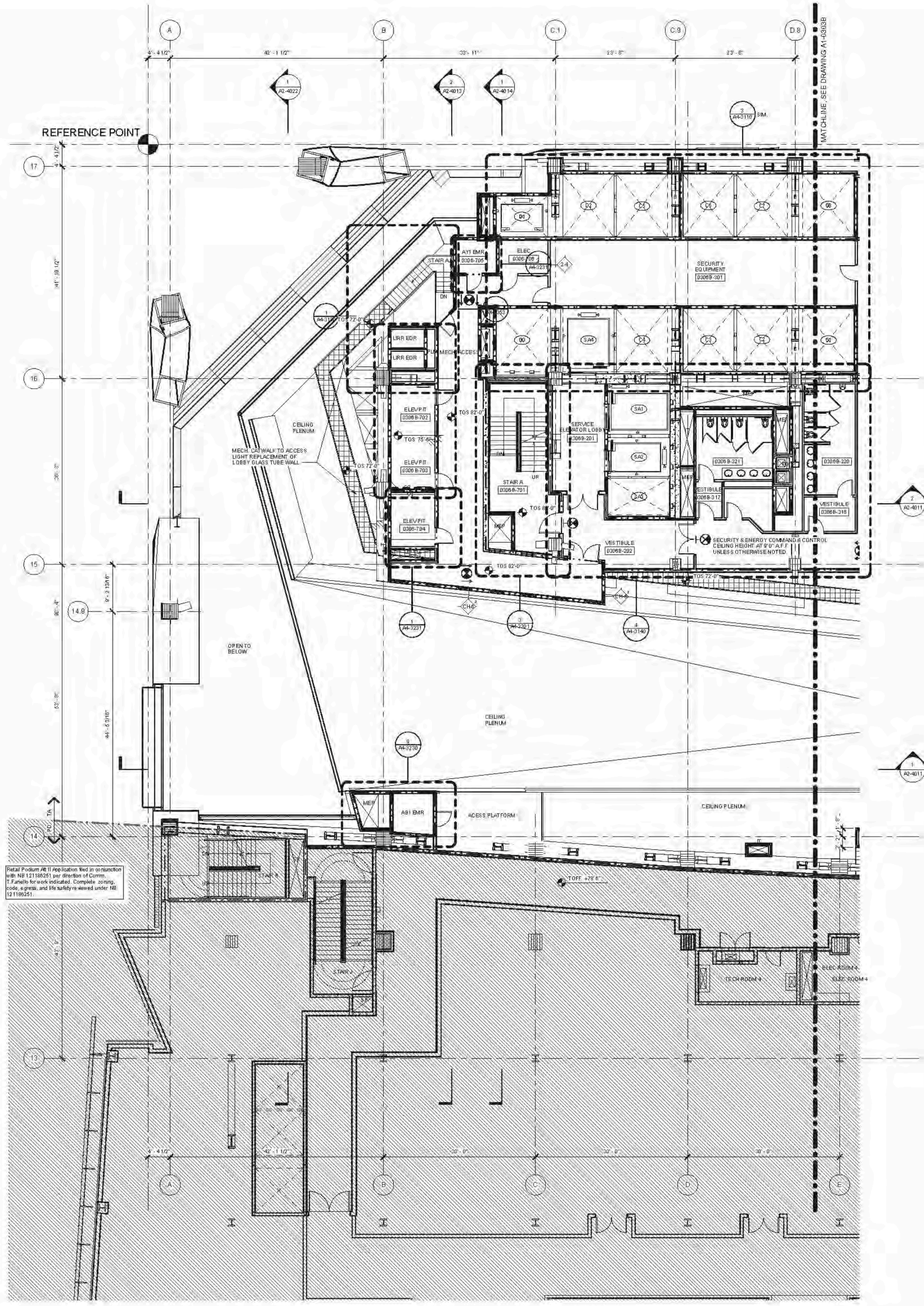
Contract Properties Group
320 Park Avenue, 17th Floor
New York, NY 10022
TEL: 212.966.7514 FAX: 212.966.7510

Architect
Kohn Pedersen Fox Assoc. Inc. PC
Architects & Planners, Consultants
11 West 42nd Street
New York, New York 10036
TEL: 212.977.6200 FAX: 212.956.2526

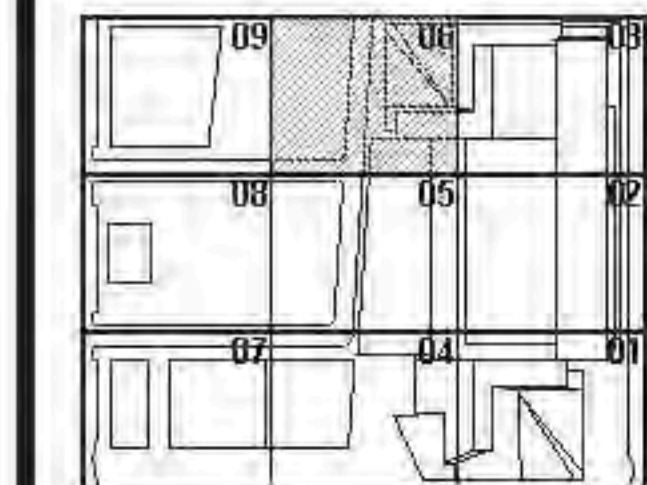
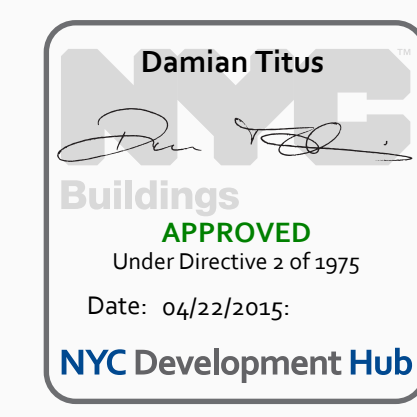
Structural Engineer
Thomson Tomasetti, Inc.
21 Madison Avenue
New York, New York 10010
TEL: 917.661.7800 FAX: 718.661.7801

Mechanical, Electrical, Plumbing, Fire Protection
Janis Baum & Bolles Consulting Engineers PC
80 Pine Street
New York, NY 10013
TEL: 212.530.9300 FAX: 212.269.5894

- GENERAL NOTES**
- SEE DRAWING A6-010X SERIES FOR PARTITION SCHEDULE AND SYMBOL DESCRIPTION.
 - SEE SPECIFICATION FOR CONVEYANCE EQUIPMENT SCHEDULE AND DRAWING A6-010X FOR STAIR SCHEDULE AND STAIR COMPONENT TYPES.
 - SLOPING GRIDLINES ARE INDICATED THUSLY:
 - FIRE RATED PARTITIONS ARE INDICATED:
1-HOUR:
2-HOUR:
3-HOUR:
 - SEE A1-SERIES ENGRAVED CORE PLANS FOR SPECIFIC PARTITION TYPES NOT IDENTIFIED IN THIS PLAN SERIES.
 - FOR TOWER A'S SPECIFIC INFORMATION IN SECTORS 01 & 02, REFER TO A1-SERIES DWGS ENDING IN 01 & 02. FOR RETAIL PODIUM SPECIFIC INFORMATION IN SECTORS 03 & 06, REFER TO A1-SERIES DWGS ENDING IN 03 & 06.
 - ALL FIRE STAIRS ENCLOSURES IN SECTORS 01, 02, 03, 04, 05, AND 06A, CONSIST OF 2-HOUR MASONRY (I.D.N.).
 - ALL GIM AT FIRE STAIR ENCLOSURES AND ELEVATOR HOISTWAY ENCLOSURES SHALL BE IMPACT RESISTANT.
 - INTAKE AND EXHAUST SHAFT ENCLOSURES SUPPORTING PLATFORM SPACES CONSIST OF 2-HOUR MASONRY.
 - 3-HR RATED INTERIOR SEPARATION FOR INITIAL T.C.O. BETWEEN TOWER A AND RETAIL PODIUM IS INDICATED THUSLY:
 - REFER TO A2-300X SERIES DWGS FOR INTERIOR SCOPE SEPARATION BETWEEN TA AND PD.
 - REFER TO 5-SERIES DWGS FOR EDGE OF SLAB INFORMATION.



Retail Podium ME II Application filed in conjunction with NE 121189251 per direction of Courts. If Family for work indicated: Complete zoning, code, egress, and life safety reviewed under NE 121189251.



HYE - TA - A1-0306B


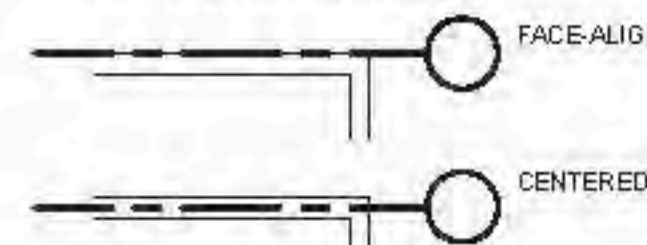
**FLOOR PLAN 03
SECTOR 06B
(MARKETING 03)**

Drawing Number
A1-0306B
Sheet Drawing Number
A-144.00

FLOOR PLAN 03 (DISPLAY 3) SECTOR 06
1/8" = 1'-0"



01. SEE DRAWING A6-0101 FOR PARTITION SCHEDULE AND SYMBOL DESCRIPTION.
02. SEE SPECIFICATION FOR COMPLIANCE EQUIPMENT SCHEDULE AND DRAWING A4-0101 FOR STAIR SCHEDULE AND STAIR COMPONENT TYPES.
03. SLOPING GRIDLINES ARE INDICATED THUS: 1/8"
04. FIRE-RATED PARTITIONS ARE INDICATED:
 1-HOUR: [Symbol]
 2-HOUR: [Symbol]
 3-HOUR: [Symbol]
 SEE A4-SERIES ENLARGED CORE PLANS FOR SPECIFIC PARTITION TYPES NOT IDENTIFIED IN THIS PLAN SERIES.
 FOR TOWER A SPECIFIC INFORMATION IN SECTORS 03 & 04, REFER TO A1-SERIES DWG'S ENDING IN 03A AND 04A.
 ALL FIRE STAIRS ENCLOSURES IN SECTORS 01, 02, 03A, 04, 05 AND 06A CONSIST OF 2-HOUR MASONRY U.O.N. INDICATED THUS: [Symbol]
07. INTAKE AND EXHAUST SHAFT ENCLOSURES SUPPORTING PLATFORM SPACES CONSIST OF 3-HOUR MASONRY INDICATED THUS: [Symbol]
08. 2-HR RATED INTERIOR SEPARATION FOR INITIAL T.C.O. BETWEEN TOWER A AND RETAIL PODIUM IS INDICATED THUS: [Symbol]
09. REFER TO A6-1001 THROUGH A6-1004 SERIES DWGS FOR EXTERIOR SCOPE SEPARATION BETWEEN TA AND PD.
10. ELEVATOR SILLS, STAIR LANDINGS, AND SERVICE ELEVATOR LOBBIES SHALL ALIGN WITH THE TOP OF FINISH FLOOR UO.N.
11. REFER TO A0-SERIES FINISH PLANS FOR CONCRETE TOPPING SLAB, EQUIPMENT CURBS, FLOOR COATINGS, AND WALL PROTECTION.
12. REFER TO A6-SERIES FOR CORE & SHELL CEILING ASSEMBLIES AND ENCLOSED OVERHEAD NEP SHOT OFFSETS.
13. INSULATION, SEE BUILDING SECTIONS FOR INFO, SEE FINISH SCHEDULE FOR TYPE.
14. PARTITIONS SHOWN WITHOUT SET-OUT DIMENSIONS AND LOCATED AT A GRIDLINE ARE TO BE LOCATED THUS: [Symbol]



**HUDSON YARDS -
 RETAIL PODIUM
 AND TOWER A**
 300 WEST 33RD STREET
 New York, NY

Client
 Related Companies
 60 Columbus Circle
 New York, NY 10023
 TEL: 212.801.1000 FAX: 212.801.1048

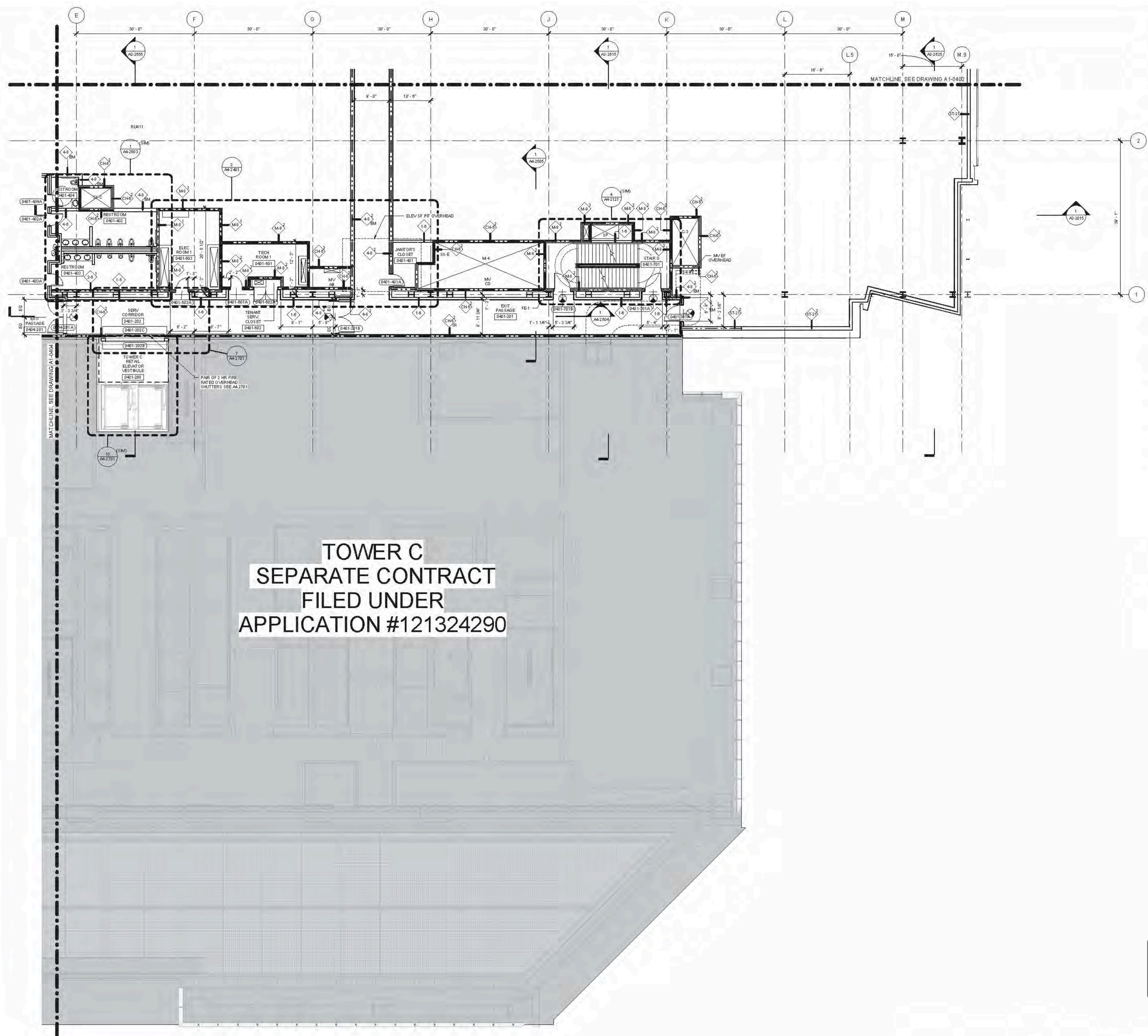
Consulting Engineers
 Oxford Properties Group
 320 Park Avenue, 17th Floor
 New York, NY 10022
 TEL: 212.966.7514 FAX: 212.966.7510

Architect
 Kohn Pedersen Fox Associates
 11 West 42nd Street
 New York, New York 10036
 TEL: 212.977.6500 FAX: 212.956.2526

Structural Engineer
 Thornton Tomasetti, Inc.
 51 Madison Avenue
 New York, New York 10010
 TEL: 917.661.7800 FAX: 718.661.7801

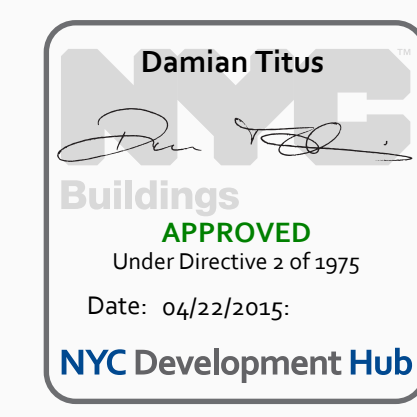
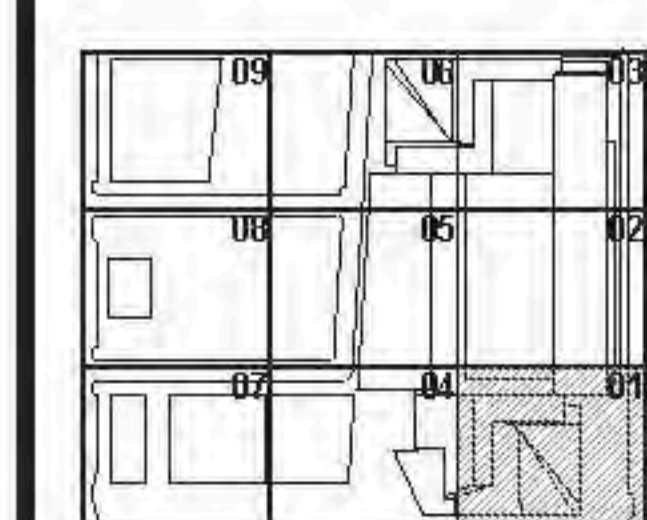
Mechanical, Electrical, Plumbing, Fire Protection
 Janos Baum & Bolles Consulting Engineers
 80 Pine Street
 New York, NY 10013
 TEL: 212.530.9300 FAX: 212.269.5894

Retail Interior Design & Planning
 Elton-Monfredi
 330A Street
 Boston, MA 02210
 TEL: 617.426.1300



**TOWER C
 SEPARATE CONTRACT
 FILED UNDER
 APPLICATION #121324290**

D.O.B. BUILDING PERMIT PLING 12/02/14

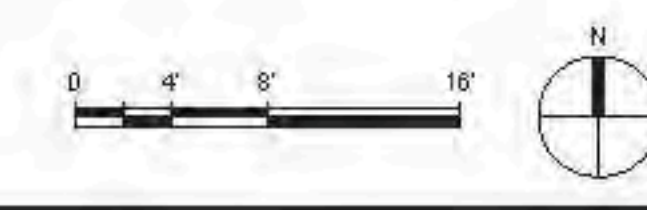


12/10/2014
 1736
 HYE - TA - A1-0401

**FLOOR PLAN 04
 (DISPLAY 4) SECTOR 01**

12/10/2014
 A1-0401
 A-145.00

1 FLOOR PLAN 04 (DISPLAY 4) SECTOR 01
 SCALE: 1/8" = 1'-0"



FLOOR PLANS (GENERAL) A1-0401 (DISPLAY 4) SECTOR 01
 2/17/2015 6:11:26 PM
 C:\P\B\A11778_HYE_PD_A1-0401_CORE_DISPLAY_04_01.dwg
 1/16/2015 11:26 AM

Client
Related Companies
60 Columbus Circle
New York, NY 10023
TEL: 212.801.1000 FAX: 212.801.1048

Client Properties Group
320 Park Avenue, 17th Floor
New York, NY 10022
TEL: 212.866.7514 FAX: 212.986.7510

Architect
Kohn Pedersen Fox Associates
11 West 42nd Street
New York, New York 10036
TEL: 212.977.6500 FAX: 212.956.2526

Structural Engineer
Thorburn Tomasek Inc.
51 Madison Avenue
New York, New York 10010
TEL: 917.661.7800 FAX: 718.661.7801

Mechanical, Electrical, Plumbing, Fire Protection
Janos Baum & Bolles Consulting Engineers
80 Pine Street
New York, NY 10013
TEL: 212.530.9300 FAX: 212.269.5894

Retail Interior Design & Planning
Ellen Manfredi
300 A Street
Boston, MA 02210
TEL: 617.426.1300

- AL-SERIES GENERAL NOTES**
- SEE DRAWING A6-0101 FOR PARTITION SCHEDULE AND SYMBOL DESCRIPTION.
 - SEE SPECIFICATION FOR COMPLIANCE EQUIPMENT SCHEDULE AND DRAWING A4-0101 FOR STAIR SCHEDULE AND STAIR COMPONENT TYPES.
 - SLOPING GRIDLINES ARE INDICATED THUSLY:
 - FIRE-RATED PARTITIONS ARE INDICATED:
1-HOUR:
2-HOUR:
3-HOUR:
SEE AN-SERIES ENLARGED CORE PLANS FOR SPECIFIC PARTITION TYPES NOT IDENTIFIED IN THIS PLAN SERIES.
 - FOR TOWER A SPECIFIC INFORMATION IN SECTIONS 03A & 04, REFER TO AL-SERIES DWG'S ENDING IN 03A AND 04A.
FOR RETAIL PODIUM SPECIFIC INFORMATION IN SECTIONS 03B & 04B, REFER TO AL-SERIES DWG'S ENDING IN 03B AND 04B.
 - ALL FIRE STAIRS ENCLOSURES IN SECTIONS 03, 04, 05A, 04, 05B AND 05A CONSIST OF 2-HOUR MASONRY U.O.N. INDICATED THUSLY:
 - INTAKE AND EXHAUST SHWFT ENCLOSURES SUPPORTING PLATFORM SPACES CONSIST OF 3-HOUR MASONRY INDICATED THUSLY:
 - 2-HR RATED INTERIOR SEPARATION FOR INITIAL T.C.O. BETWEEN TOWER A AND RETAIL PODIUM IS INDICATED THUSLY:
 - REFER TO A0-1001 THROUGH A0-1004 SERIES DWG'S FOR EXTERIOR SCOPE SEPARATION BETWEEN TA AND PD.
 - ELEVATOR SILLS, STAIR LANDING, AND SERVICE ELEVATOR Lobbies SHALL ALIGN WITH THE TOP OF FINISH FLOOR, U.O.N.
 - REFER TO A0-SERIES FINISH PLANS FOR CONCRETE TOPPING SLAB, EQUIPMENT PADS, CURBS, FLOOR COATINGS, AND WALL PROTECTION.
 - REFER TO A0-SERIES FOR CORE & SHELL DELINE ASSEMBLIES AND ENCLOSED OVERHEAD SHWFT OFFSETS.
 - REFER TO A0-SERIES FOR ALL EDGE OF STRUCTURAL SLAB DIMENSIONS.
 - INSULATION: SEE BUILDING SECTIONS FOR INFO, SEE FINISH SCHEDULE FOR TYPE.
 - PARTITIONS SHOWN WITHOUT SET-OUT DIMENSIONS AND LOCATED AT A GRIDLINE ARE TO BE LOCATED THUSLY:

- FLOOR 04 PLANE NOTES**
- PARTITION EDGING
 - CORE AND SHELL
 - COMMON INTERIORS
 - TENANT FIT-OUT

Damian Titus
buildings
APPROVED
Under Directive 2 of 2015
Date: 04/22/2015
NYC Development Hub

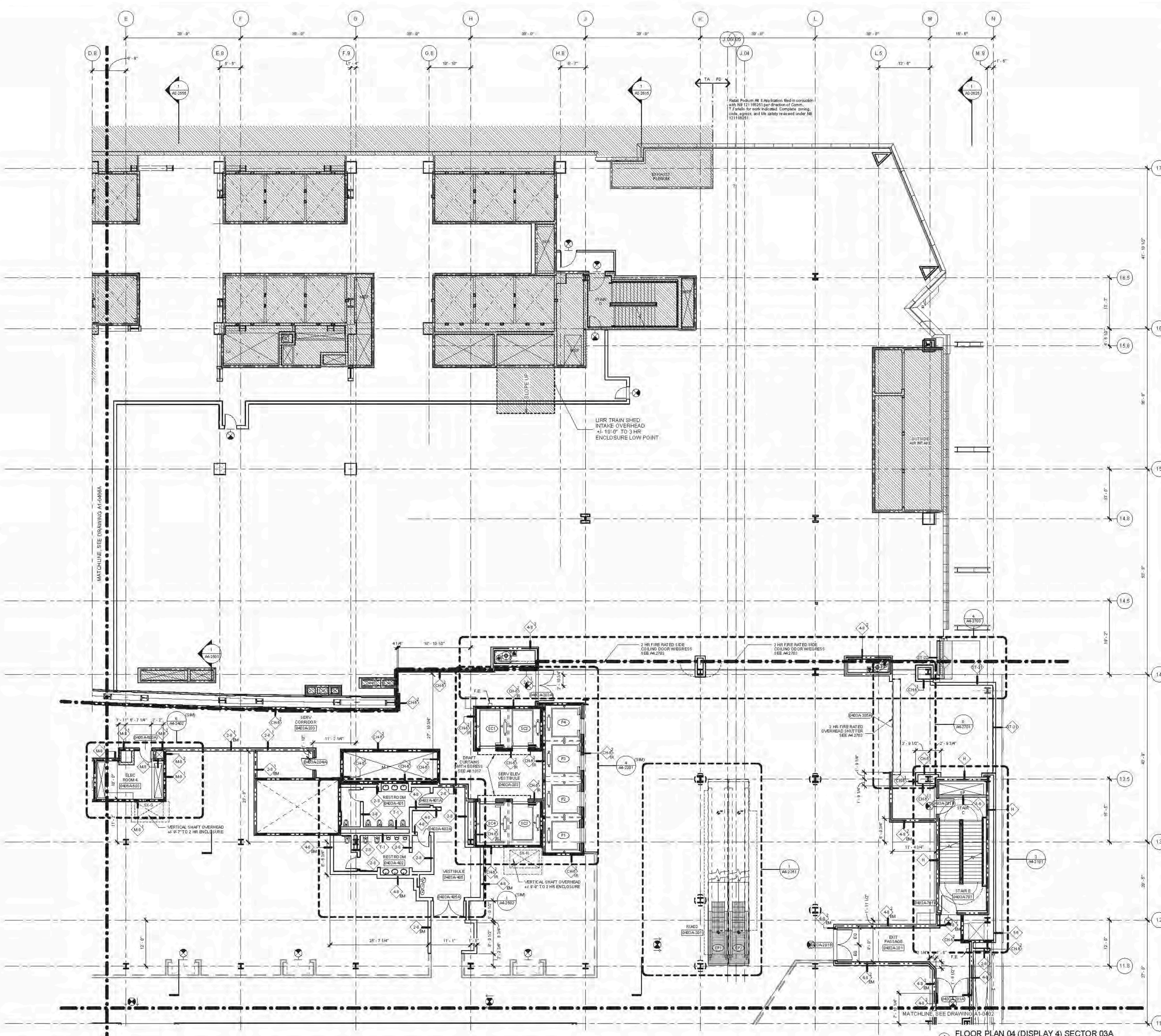


HYE - TA - A1-0403A

**FLOOR PLAN 04
(DISPLAY 4) SECTOR
03A**

Drawing Number
A1-0403A
Issue Drawing Number
A-147.00

SHEET 48 OF 500

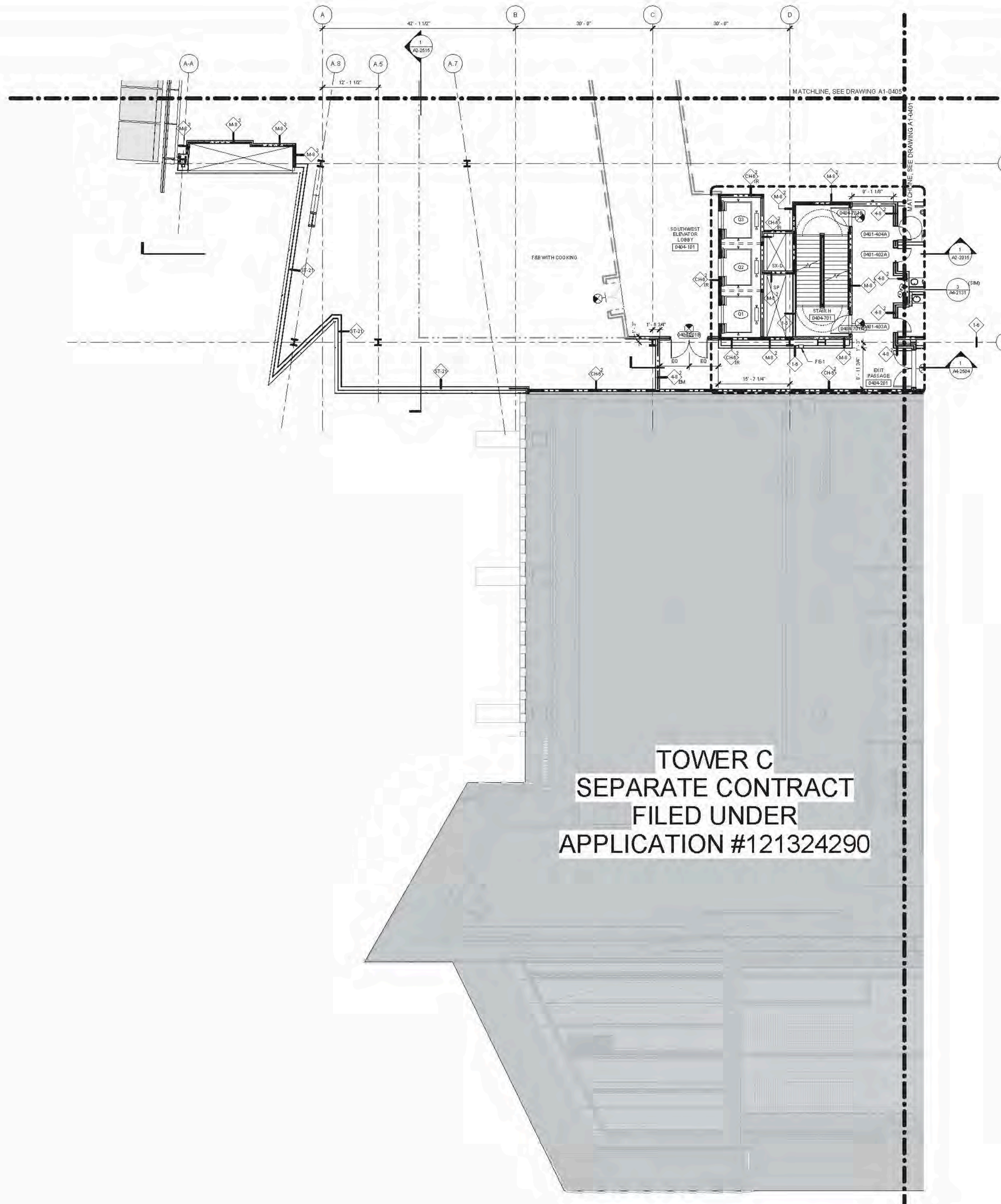


FLOOR PLAN 04 (DISPLAY 4) SECTOR 03A
SCALE: 1/8" = 1'-0"

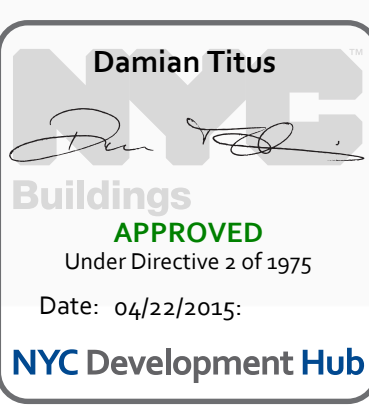
FLOOR PLAN 04 (DISPLAY 4) SECTOR 03A
 C:\P\04\1778_P1E_PD_3\FLOOR_04\1110_03A.dwg, 11/14/14
 2/17/2015 8:17:19 PM

01. SEE DRAWING A6-0101 FOR PARTITION SCHEDULE AND SYMBOL DESCRIPTION.
02. SEE SPECIFICATION FOR COMPLIANCE EQUIPMENT SCHEDULE AND DRAWING A4-0101 FOR STAIR SCHEDULE AND STAIR COMPONENT TYPES.
03. SLOPING GRIDLINES ARE INDICATED THUSLY:
 - 35
04. FIRE-RATED PARTITIONS ARE INDICATED:
 - 1-HOUR: [Symbol]
 - 2-HOUR: [Symbol]
 - 3-HOUR: [Symbol]
 SEE A4-SERIES ENLARGED CORE PLANS FOR SPECIFIC PARTITION TYPES NOT IDENTIFIED IN THIS PLAN SERIES.
05. FOR TOWER A SPECIFIC INFORMATION IN SECTIONS 03 & 04, REFER TO A1-SERIES DWG'S ENCLD IN 03 & 04. REFER TO A1-SERIES DWG'S ENCLD IN 03 & 04. FOR RETAIL PODIUM SPECIFIC INFORMATION IN SECTIONS 03 & 04, REFER TO A1-SERIES DWG'S ENCLD IN 03 & 04.
06. ALL FIRE STAIRS ENCLOSURES IN SECTIONS 03, 04, 04A, 04B AND 04C CONSIST OF 2-HOUR MASONRY U.O.N. INDICATED THUSLY:
 - M-2
 - M-3
07. INTAKE AND EXHAUST SHAFT ENCLOSURES SUPPORTING PLATFORM SPACES CONSIST OF 2-HOUR MASONRY INDICATED THUSLY:
 - M-3
08. 2-HR RATED INTERIOR SEPARATION FOR INITIAL T.C.D. BETWEEN TOWER A AND RETAIL PODIUM IS INDICATED THUSLY:
 - TA
 - PD
- REFER TO A6-1001 THROUGH A6-1004 SERIES DWG'S FOR EXTERIOR SCOPE SEPARATION BETWEEN TA AND PD.
09. ELEVATOR SILLS, STAIR LANDINGS, AND SERVICE ELEVATOR LOBBIES SHALL ALIGN WITH THE TOP OF FINISH FLOOR, UO.N.
10. REFER TO A2-SERIES FINISH PLANS FOR CONCRETE TOPPING SLAB, EQUIPMENT PADS, CURBS, FLOOR COATINGS, AND WALL PROTECTION.
11. REFER TO A6-SERIES FOR CORE & SHELL CEILING ASSEMBLIES AND ENCLOSED OVERHEAD MECH SHEET OFFSETS.
12. REFER TO S6-SERIES FOR ALL EDGE OF STRUCTURAL SLAB DIMENSIONS.
13. INSULATION, SEE BUILDING SECTIONS FOR INFO, SEE FINISH SCHEDULE FOR TYPE.
14. PARTITIONS SHOWN WITHOUT SET-OUT DIMENSIONS AND LOCATED AT A GRIDLINE ARE TO BE LOCATED THUSLY:
 - FACE-ALIGNED
 - CENTERED


- FLOOR 04 PLANE NOTES
1. PARTITION LEGEND
 - CORE AND SHELL
 - - - COMMON INTERIORS
 - == TENANT FIT-OUT



**TOWER C
SEPARATE CONTRACT
FILED UNDER
APPLICATION #121324290**



**HUDSON YARDS -
RETAIL PODIUM
AND TOWER A**
300 WEST 33RD STREET
New York, NY



Client
Related Companies
60 Columbus Circle
New York, NY 10023
TEL: 212.801.1000 FAX: 212.801.1048

General Properties Group
320 Park Avenue, 17th Floor
New York, NY 10022
TEL: 212.966.7514 FAX: 212.966.7510


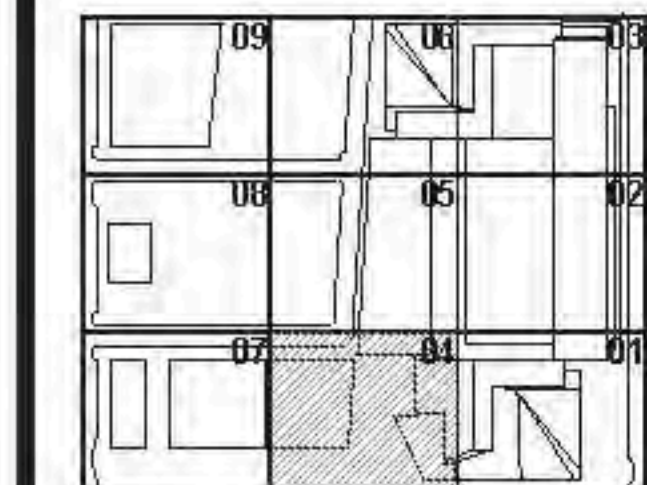
Architect
Kohn Pedersen Fox Associates
11 West 42nd Street
New York, New York 10036
TEL: 212.977.6500 FAX: 212.956.2526

Structural Engineer
Thornton Tomasetti, Inc.
51 Madison Avenue
New York, New York 10017
TEL: 917.661.7800 FAX: 718.661.7801

Mechanical, Electrical, Plumbing, Fire Protection
Janos Baum & Bolles Consulting Engineers
80 Pine Street
New York, NY 10013
TEL: 212.520.9300 FAX: 212.269.5804

Retail Interior Design & Planning
Ellen-Monfredi
300 A Street
Boston, MA 02210
TEL: 617.426.1300

D.O.B. BUILDING PERMIT BUILDING 1220/2014



HYE - TA - A1-0404

**FLOOR PLAN 04
(DISPLAY 4) SECTOR 04**

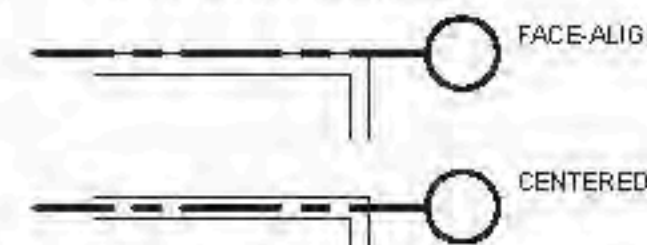
Drawing Number
A1-0404
Sheet Drawing Number
A-149.00

1 FLOOR PLAN 04 (DISPLAY 4) SECTOR 04
SCALE: 1/8" = 1'-0"




FLOOR PLAN 04 (DISPLAY 4) SECTOR 04
 CAMPBELL/1775_PFE_PDF_CORE_201410_0200_mpr.mxd
 2/17/2015 8:12:48 PM

01. SEE DRAWING A6-0101 FOR PARTITION SCHEDULE AND SYMBOL DESCRIPTION.
02. SEE SPECIFICATION FOR COMMERCE EQUIPMENT SCHEDULE AND DRAWING A4-0101 FOR STAIR SCHEDULE AND STAIR COMPONENT TYPES.
03. SLOPING GRIDLINES ARE INDICATED THUSLY:
 - 1: 3/8"
04. FIRE-RATED PARTITIONS ARE INDICATED:
 - 1-HOUR: [Symbol]
 - 2-HOUR: [Symbol]
 - 3-HOUR: [Symbol]
 SEE A4-SERIES ENLARGED CORE PLANS FOR SPECIFIC PARTITION TYPES NOT IDENTIFIED IN THIS PLAN SERIES.
05. FOR TOWER A SPECIFIC INFORMATION IN SECTORS 04 & 05, REFER TO A1-SERIES DWG'S ENCLD IN 04 AND 05. FOR RETAIL PODIUM SPECIFIC INFORMATION IN SECTORS 06 & 07, REFER TO A1-SERIES DWG'S ENCLD IN 06A AND 06A.
06. ALL FIRE STAIRS ENCLOSURES IN SECTORS 01, 02, 03A, 04, 05 AND 06A CONSIST OF 2-HOUR MASONRY U.O.N. INDICATED THUSLY:
 - 1: [Symbol]
 - 2: [Symbol]
07. INTAKE AND EXHAUST SHAFT ENCLOSURES SUPPORTING PLATFORM SPACES CONSIST OF 3-HOUR MASONRY INDICATED THUSLY:
 - 1: [Symbol]
 - 2: [Symbol]
08. 2-HR RATED INTERIOR SEPARATION FOR INITIAL T.C.D. BETWEEN TOWER A AND RETAIL PODIUM IS INDICATED THUSLY:
 - 1: [Symbol]
 REFER TO A2-1001 THROUGH A2-1004 SERIES DWG'S FOR EXTERIOR SCOPE SEPARATION BETWEEN TA AND PD.
09. ELEVATOR SILLS, STAIR LANDINGS, AND SERVICE ELEVATOR LOBBIES SHALL ALIGN WITH THE TOP OF FINISH FLOOR UO.N.
10. REFER TO A0-SERIES FINISH PLANS FOR CONCRETE TOPPING SLAB, EQUIPMENT PADS, CURBS, FLOOR COATINGS, AND WALL PROTECTION.
11. REFER TO A0-SERIES FOR CORE & SHELL CEILING ASSEMBLIES AND ENCLOSED OVERHEAD MECH. SHED OFFSETS.
12. REFER TO A0-SERIES FOR ALL EDGE OF STRUCTURAL SLAB DIMENSIONS.
13. INSULATION: SEE BUILDING SECTIONS FOR INFO. SEE FINISH SCHEDULE FOR TYPE.
14. PARTITIONS SHOWN WITHOUT SET-OUT DIMENSIONS AND LOCATED AT A GRIDLINE ARE TO BE LOCATED THUSLY:
 - 1: [Symbol]
 - 2: [Symbol]



FLOOR 04 PLANE NOTES

1. PARTITION LEGEND
- [Symbol] CORE AND SHELL
 - [Symbol] COMMON INTERIORS
 - [Symbol] TENANT FIT-OUT



Client
Related Companies
60 Columbus Circle
New York, NY 10023
TEL: 212.801.1000 FAX: 212.801.1048

Contract Properties Group
320 Park Avenue, 17th Floor
New York, NY 10022
TEL: 212.966.7514 FAX: 212.966.7510

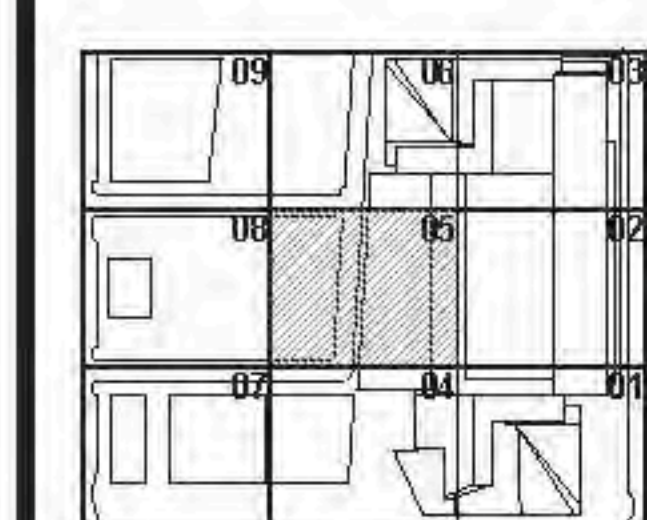
Architect
Kohn Pedersen Fox Associates
11 West 42nd Street
New York, New York 10036
TEL: 212.977.6500 FAX: 212.956.2526

Structural Engineer
Thorburn Tomasetti, Inc.
51 Madison Avenue
New York, New York 10010
TEL: 917.661.7800 FAX: 718.661.7801

Mechanical, Electrical, Plumbing, Fire Protection
Janos Baum & Bolles Consulting Engineers
80 Pine Street
New York, NY 10013
TEL: 212.520.9300 FAX: 212.269.5894

Retail Interior Design & Planning
Ellen Manfredi
300A School Street
Boston, MA 02210
TEL: 617.426.1300

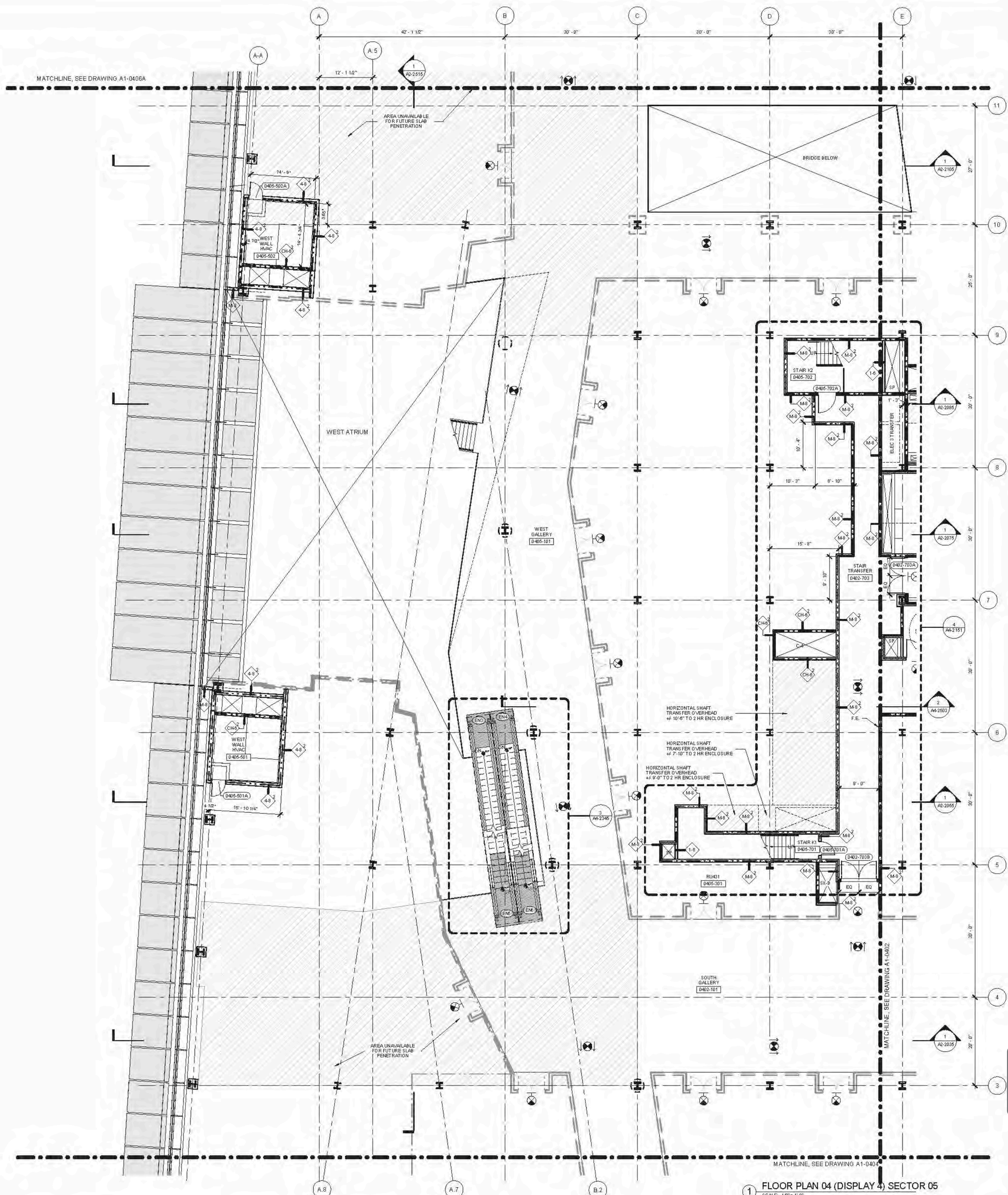
D.O.B. BUILDING PERMIT #120 12/02/14



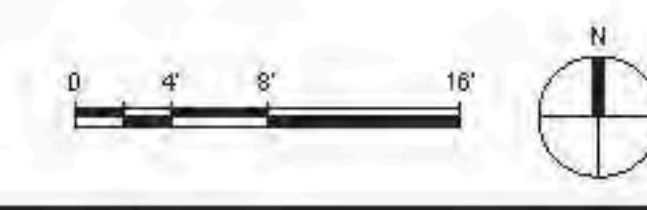
HYE - TA - A1-0405

FLOOR PLAN 04 (DISPLAY 4) SECTOR 05

Drawing Number
A1-0405
Drawing Name
A-150.00



FLOOR PLAN 04 (DISPLAY 4) SECTOR 05
SCALE: 1/8" = 1'-0"



FLOOR PLAN 04 (DISPLAY 4) SECTOR 05
 CAMP/REV/17/9_HYE_PD_A1-0405_01.dwg
 2/17/2015 8:13:12 PM
 A1-0405

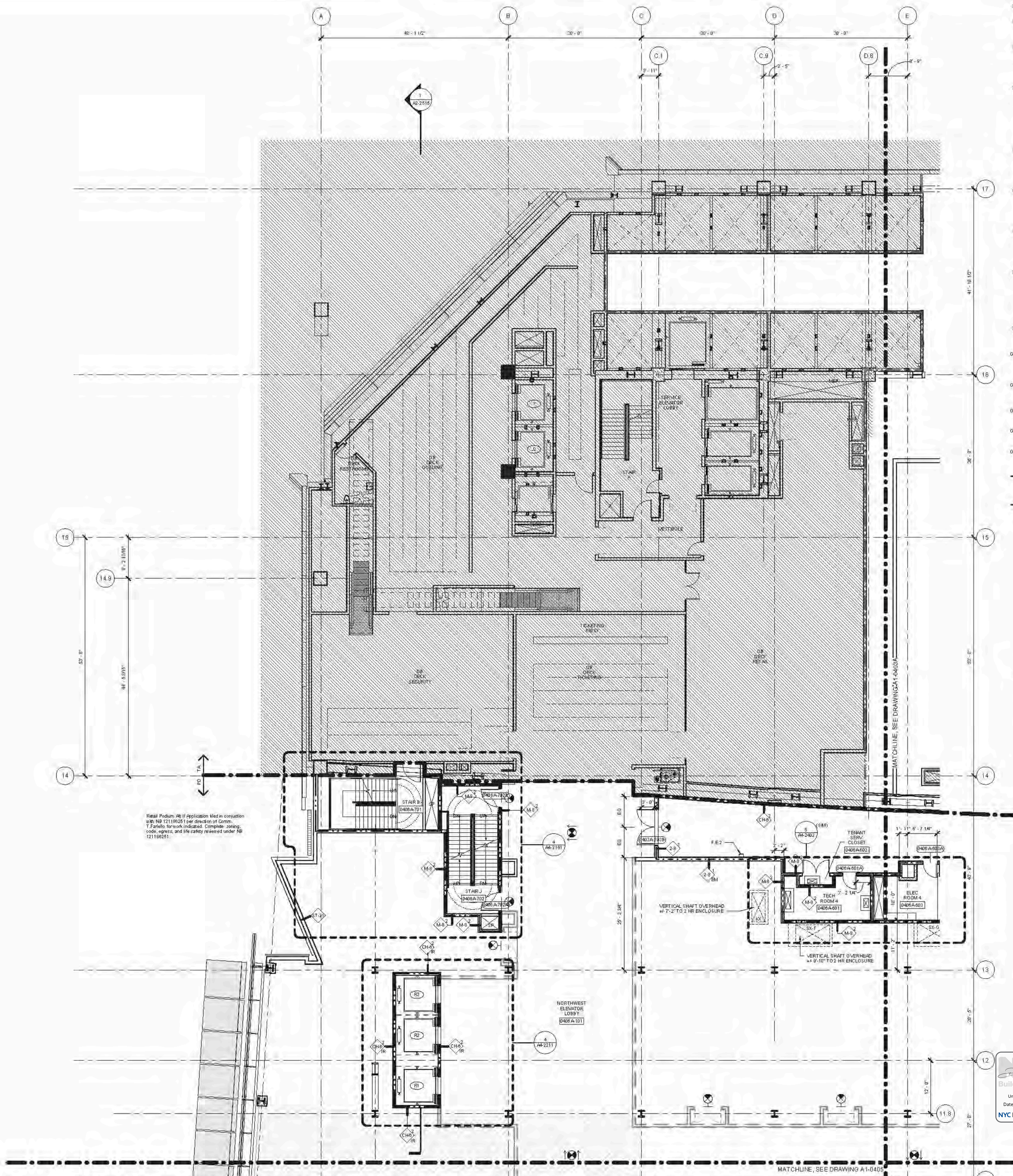
Chief
Related Companies
60 Columbus Circle
New York, NY 10023
TEL: 212.801.1000 FAX: 212.801.1048

Architect
Kohn Pedersen Fox Associates
11 West 42nd Street
New York, New York 10036
TEL: 212.977.6500 FAX: 212.956.2526

Structural Engineer
Thorburn Tomasek Inc.
51 Madison Avenue
New York, New York 10010
TEL: 917.661.7300 FAX: 212.269.7801

Mechanical, Electrical, Plumbing, Fire Protection
Janos Baum & Bolles Consulting Engineers
80 Pine Street
New York, NY 10003
TEL: 212.520.9300 FAX: 212.269.5894

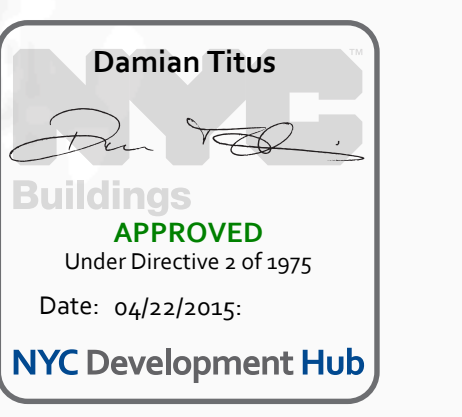
Retail Interior Design & Planning
300 A Street
Boston, MA 02210
TEL: 617.426.1300



- AS-BUILT GENERAL NOTES**
- D1. SEE DRAWING A6-0101 FOR PARTITION SCHEDULE AND SYMBOL DESCRIPTION.
 - D2. SEE SPECIFICATION FOR COMPLIANCE EQUIPMENT SCHEDULE AND DRAWING A4-0101 FOR STAIR SCHEDULE AND STAIR COMPONENT TYPES.
 - D3. SLOPING BRICKLINES ARE INDICATED THUSLY:
 - 1-HOUR: [Symbol]
 - 2-HOUR: [Symbol]
 - 3-HOUR: [Symbol]
 - D4. FIRE-RATED PARTITIONS ARE INDICATED THUSLY:
 - 1-HOUR: [Symbol]
 - 2-HOUR: [Symbol]
 - 3-HOUR: [Symbol]
 - D5. SEE AN SERIES ENLARGED CORE PLANS FOR SPECIFIC PARTITION TYPES NOT IDENTIFIED IN THIS PLAN SERIES.
 - D6. FOR TOWER A SPECIFIC INFORMATION IN SECTIONS 04.04, 04.04.04, AND 04.04.04 REFER TO AS-SERIES DWG'S ENDING IN 04A AND 04A.04A.
 - D7. ALL FIRE STAIRS ENCLOSURES IN SECTIONS 04.04, 04.04.04, AND 04.04.04 CONSIST OF 2-HOUR MASONRY U.O.N. INDICATED THUSLY:
 - [Symbol]
 - D8. INTAKE AND EXHAUST SHAFT ENCLOSURES SUPPORTING PLATFORM SPACES CONSIST OF 3-HOUR MASONRY INDICATED THUSLY:
 - [Symbol]
 - D9. 2-HR RATED INTERIOR SEPARATION FOR INITIAL T.C.O. BETWEEN TOWER A AND RETAIL PODIUM IS INDICATED THUSLY:
 - [Symbol]
 - D10. REFER TO 40-1001 THROUGH 40-1004 SERIES DWG'S FOR EXTERIOR SCOPE SEPARATION BETWEEN TA AND PD.
 - D11. ELEVATOR SILLS, STAIR LANDING, AND SERVICE ELEVATOR LOBBIES SHALL ALIGN WITH THE TOP OF FINISH FLOOR, U.O.N.
 - D12. REFER TO 40-SERIES FINISH PLANS FOR CONCRETE TOP FLOOR SLAB, EQUIPMENT PANS, CURBS, FLOOR COATINGS, AND WALL PROTECTION.
 - D13. REFER TO 40-SERIES FOR CORE & SHELL BEILING ASSEMBLIES AND ENCLOSED OVERHEAD MECH. SHAFT OFFSETS.
 - D14. REFER TO 40-SERIES FOR ALL EDGE OF STRUCTURAL SLAB DIMENSIONS.
 - D15. INSULATION. SEE BUILDING SECTIONS FOR INFO. SEE FINISH SCHEDULE FOR TYPE.
 - D16. PARTITIONS SHOWN WITHOUT SET-OUT DIMENSIONS AND LOCATED AT A GRIDLINE ARE TO BE LOCATED THUSLY:
 - [Symbol] FACE-ALIGNED
 - [Symbol] CENTERED

- FLOOR 04 BY PLANE NOTES**
- [Symbol] PARTITION EDGE
 - [Symbol] CORE AND SHELL
 - [Symbol] COMMON INTERIORS
 - [Symbol] TENANT FIT-OUT

Retail Podium 40. If Application filed in conjunction with NB 12118922.1 per direction of Comm. T Tazaki for work indicated. Complete zoning, code, egress, and life safety reviewed under NB 12118922.1.



1 FLOOR PLAN 04 (DISPLAY 4) SECTOR 06A
SCALE: 1/8" = 1'-0"

AL0406A
 2017/05/15 4:13:28 PM
 F:\04\15\A1-0406A\04-01\04-01-01.dwg
 CAMP/BAW/4/17/17_01_P1_01.dwg
 2017/05/15 4:13:28 PM



Client
Related Companies
200 Columbus Circle
New York, NY 10023
TEL: 212.801.1000 FAX: 212.801.1048

Contract Properties Group
200 Park Avenue, 17th Floor
New York, NY 10022
TEL: 212.966.7514 FAX: 212.966.7510

Architect
Kohn Pedersen Fox Assoc. Inc. PC
Architects & Planning Consultants
11 West 42nd Street
New York, New York 10036
TEL: 212.977.6000 FAX: 212.956.2526

Structural Engineer
Thomson Townsend, Inc.
21 Madison Avenue
New York, New York 10010
TEL: 917.661.7000 FAX: 718.661.7801

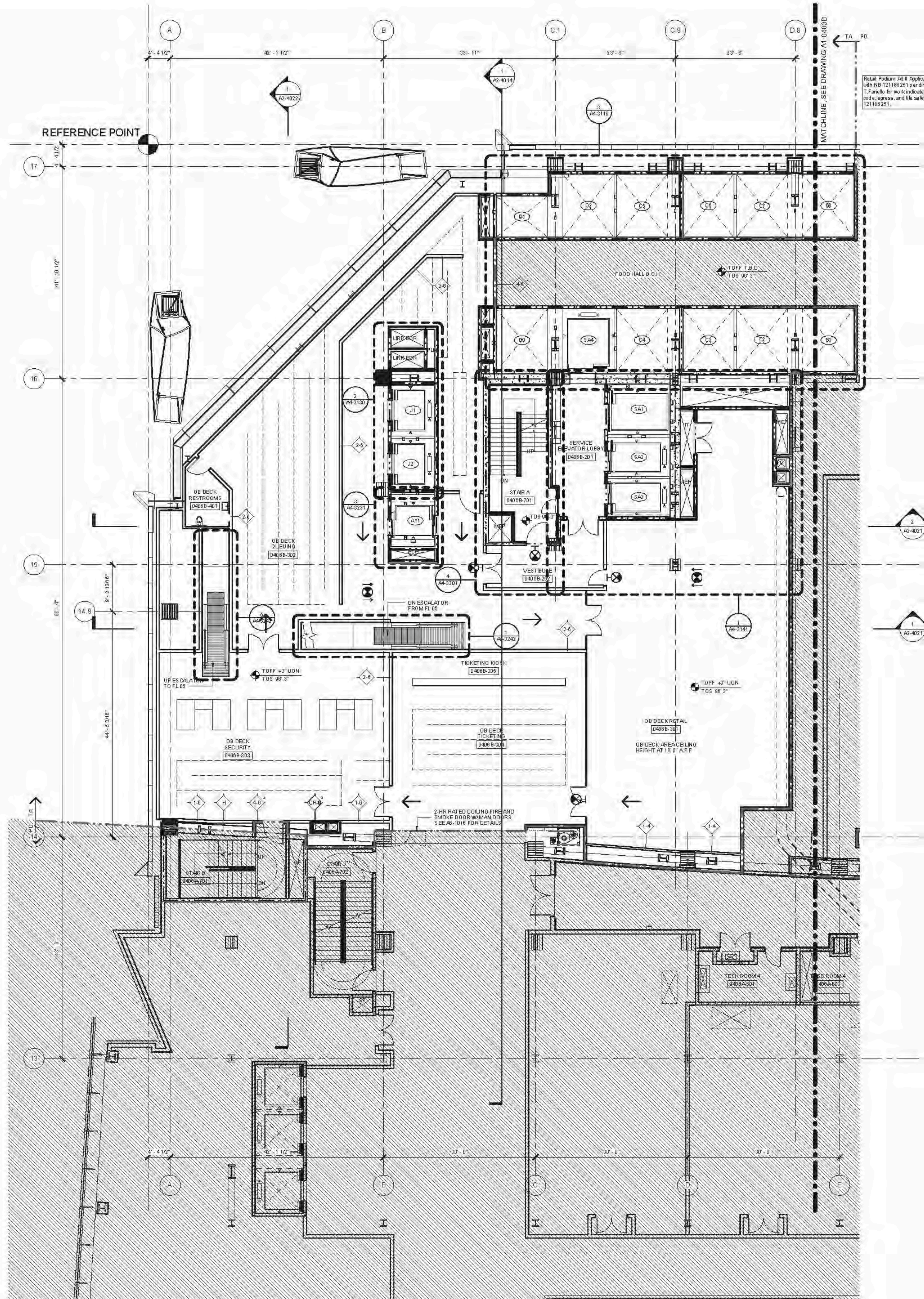
Mechanical, Electrical, Plumbing, Fire Protection
Janis Baum & Bolles Consulting Engineers PC
80 Pine Street
New York, NY 10013
TEL: 212.530.9300 FAX: 212.269.5894

- GENERAL NOTES**
- SEE DRAWING A6-010X SERIES FOR PARTITION SCHEDULE AND SYMBOL DESCRIPTION.
 - SEE SPECIFICATION FOR CONVEYANCE EQUIPMENT SCHEDULE AND DRAWING A6-010X FOR STAIR SCHEDULE AND STAIR COMPONENT TYPES.
 - SLOPING GRIDLINES ARE INDICATED THUSLY:

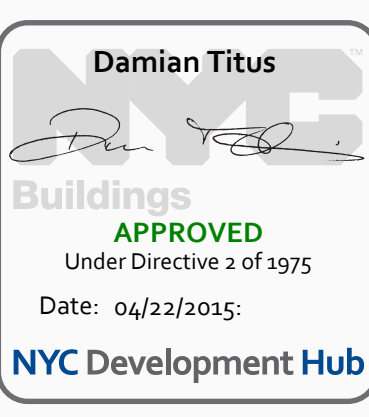
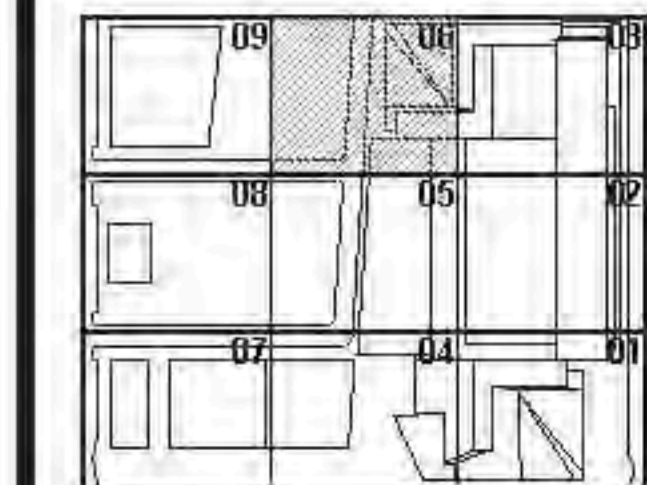
1:40 UR	=====
2:40 UR	=====
3:40 UR	=====
 - FIRE RATED PARTITIONS ARE INDICATED:

1-HOUR	=====
2-HOUR	=====
3-HOUR	=====
 - SEE A6 SERIES ENLARGED CORE PLANS FOR SPECIFIC PARTITION TYPES NOT IDENTIFIED IN THIS PLAN SERIES.
 - FOR TOWER A'S SPECIFIC INFORMATION IN SECTIONS 01, 02, 03A, 04, 05, AND 06, REFER TO A6-SERIES DWG'S ENDING IN 01, 02, 03, 04, 05, AND 06. FOR RETAIL PODIUM SPECIFIC INFORMATION IN SECTIONS 07 & 08, REFER TO A6-SERIES DWG'S ENDING IN 07 & 08.
 - ALL FIRE STAIRS ENCLOSURES IN SECTIONS 01, 02, 03A, 04, 05, AND 06, CONSIST OF 2-HOUR MASONRY (U.O.N.).
 - ALL GMR AT FIRE STAIR ENCLOSURES AND ELEVATOR HOISTWAY ENCLOSURES SHALL BE IMPACT RESISTANT.
 - INTAKE AND EXHAUST SHAFT ENCLOSURES SUPPORTING PLAT FORM SPACES CONSIST OF 2-HOUR MASONRY.
 - 3-HR RATED INTERIOR SEPARATION FOR INITIAL T.C.O. BETWEEN TOWER A AND RETAIL PODIUM IS INDICATED THUSLY:

3-HR	=====
------	-------
 - REFER TO A6-300X SERIES DWG'S FOR INTERIOR SCOPE SEPARATION BETWEEN TA AND PD.
 - REFER TO 5-SERIES DWG'S FOR EDGE OF SLAB INFORMATION.



D.O.B. BUILDING PERMIT #120 120020 H
 Date: 06/22/2015



HYE - TA - A1-0406B


FLOOR PLAN 04
SECTOR 06B
(MARKETING 04)

Drawing Number
A1-0406B
Sheet Number
A-152.00

FLOOR PLAN 04 (DISPLAY 4) SECTOR 06
1/8" = 1'-0"



A1-0406B
 20250519 11:14 PM
 FLOOR PLAN 04 (DISPLAY 4) SECTOR 06
 C:\P\New\1775_HYE_TA_VFF_DRAWING\14_06_D08_PROD\14_06_D08_PROD.dwg



Client
Related Companies
60 Columbus Circle
New York, NY 10023
TEL: 212.801.1000 FAX: 212.801.1048

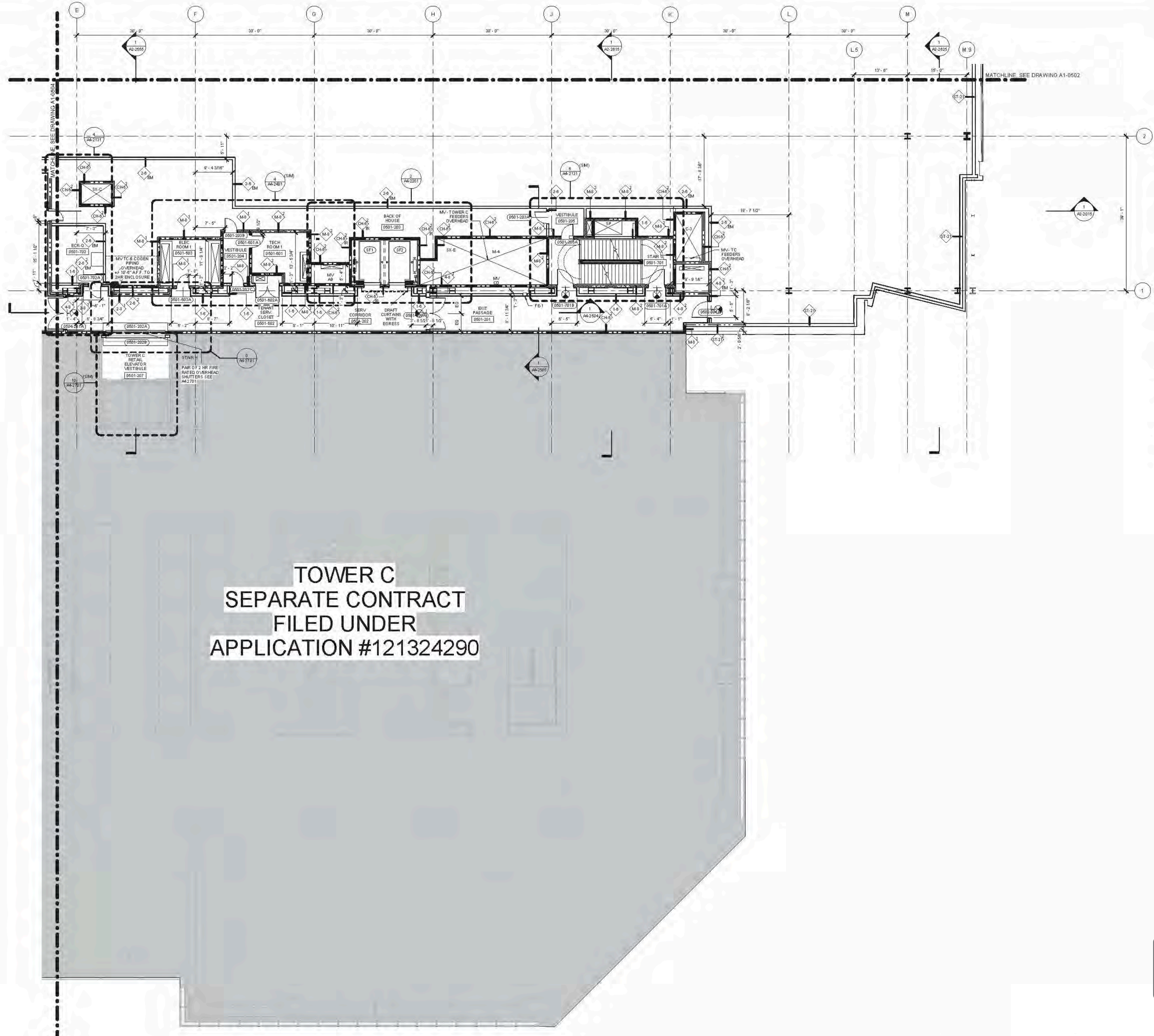
Contract Properties Group
320 Park Avenue, 17th Floor
New York, NY 10022
TEL: 212.966.7514 FAX: 212.966.7510

Architect
Kohn Pedersen Fox Associates
11 West 42nd Street
New York, New York 10036
TEL: 212.977.6500 FAX: 212.956.2526

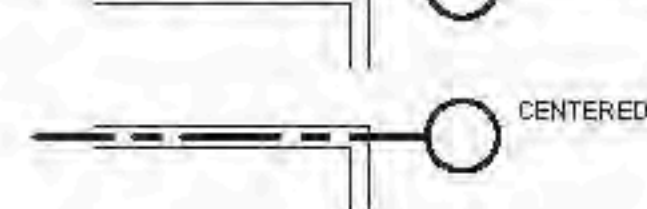
Structural Engineer
Thorburn Tomasek, Inc.
51 Madison Avenue
New York, New York 10010
TEL: 917.661.7800 FAX: 718.661.7801

Mechanical, Electrical, Plumbing, Fire Protection
Janos Baum & Boltes Consulting Engineers
80 Pine Street
New York, NY 10038
TEL: 212.530.9300 FAX: 212.269.3804

Retail Interior Design & Planning
Ellios-Manfredi
330A Street
Boston, MA 02210
TEL: 617.426.1300



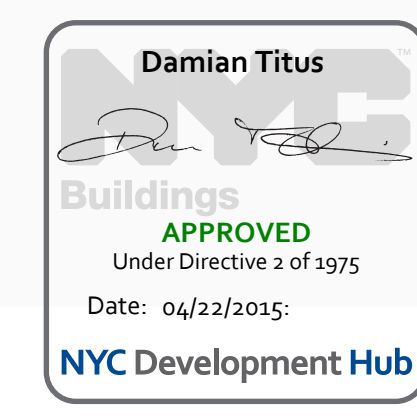
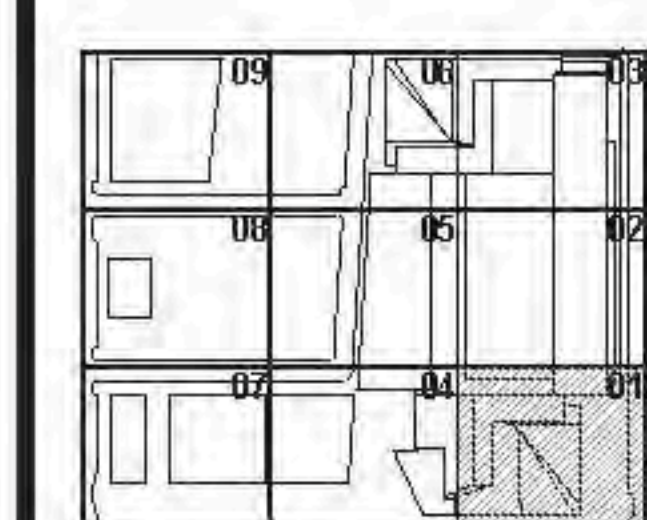
- AS SERIES GENERAL NOTES**
- SEE DRAWING A6-0101 FOR PARTITION SCHEDULE AND SYMBOL DESCRIPTION.
 - SEE SPECIFICATION FOR COMPLIANCE EQUIPMENT SCHEDULE AND DRAWING A4-0101 FOR STAIR SCHEDULE AND STAIR COMPONENT TYPES.
 - SLOPING GRIDLINES ARE INDICATED THIS WAY:
 - FIRE-RATED PARTITIONS ARE INDICATED:
1-HOUR:
2-HOUR:
3-HOUR:
SEE AS SERIES ENLARGED CORE PLANS FOR SPECIFIC PARTITION TYPES NOT IDENTIFIED IN THIS PLAN SERIES.
 - FOR TOWER A SPECIFIC INFORMATION IN SECTORS 03 & 06, REFER TO A1-SERIES DWG'S ENCL 03 & 06. REFER TO A1-SERIES DWG'S ENCL 03 & 06 FOR RETAIL PODIUM SPECIFIC INFORMATION IN SECTORS 03 & 06. REFER TO A1-SERIES DWG'S ENCL 03 & 06.
 - ALL FIRE STAIRS ENCLOSURES IN SECTORS 03, 04, 05, 06, 07, 08, 09 AND 09A CONSIST OF 2-HOUR MASONRY U.O.M. INDICATED THIS WAY:
 - INTAKE AND EXHAUST SHAFT ENCLOSURES SUPPORTING PLATFORM SPACES CONSIST OF 3-HOUR MASONRY INDICATED THIS WAY:
 - 2-HR RATED INTERIOR SEPARATION FOR INITIAL T.C.D. BETWEEN TOWER A AND RETAIL PODIUM IS INDICATED THIS WAY:
 - REFER TO A0-1001 THROUGH A0-1004 SERIES DWG'S FOR EXTERIOR SCOPE SEPARATION BETWEEN TA AND PD.
 - ELEVATOR SILLS, STAIR LANDINGS, AND SERVICE ELEVATOR LOBBIES SHALL ALIGN WITH THE TOP OF FINISH FLOOR, U.O.M.
 - REFER TO A0-SERIES FINISH PLANS FOR CONCRETE TOPPING SLAB, EQUIPMENT PADS, CURB'S, FLOOR COATINGS, AND WALL PROTECTION.
 - REFER TO A0-SERIES FOR CORE & SHELL DELINE ASSUMES AND ENCLOSED OVERHEAD NEP SHAKT OFFSETS.
 - REFER TO 50-SERIES FOR ALL EDGE OF STRUCTURAL SLAB DIMENSIONS.
 - INSULATION, SEE BUILDING SECTIONS FOR INFO, SEE FINISH SCHEDULE FOR TYPE.
 - PARTITIONS SHOWN WITHOUT SET-OUT DIMENSIONS AND LOCATED AT A GRIDLINE ARE TO BE LOCATED THIS WAY:



- FLOOR 05 PLANE NOTES**
- PARTITION EDGE
 - CORE AND SHELL
 - COMMON INTERIORS
 - TENANT FIT-OUT

**TOWER C
SEPARATE CONTRACT
FILED UNDER
APPLICATION #121324290**

D.O.B. BUILDING PERMIT #1210 12/10/2014

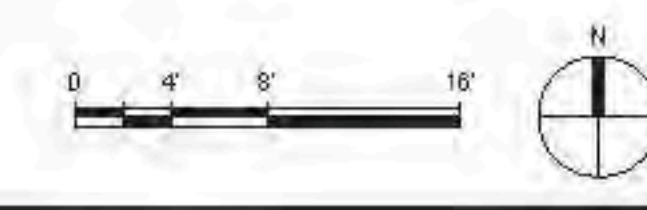


HYE - TA - A1-0501

**FLOOR PLAN 05
(DISPLAY 5) SECTOR 01**

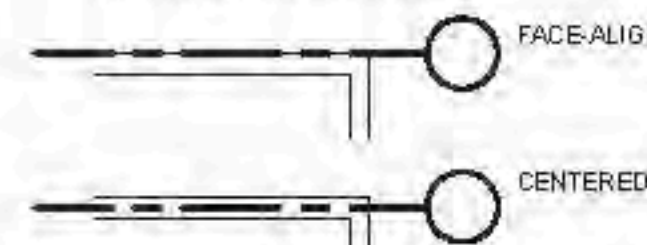
Sheet Number
A1-0501
Drawing Number
A-153.00

1 FLOOR PLAN 05 (DISPLAY 5) SECTOR 01
SCALE: 1/8" = 1'-0"



FLOOR PLANS (05) (A1) (05) (05) (01)
 C:\P\B\A\1778_HYE_PD_A1_FLOOR_CORE_05H10_0000.dwg
 12/10/2014 4:14:04 PM


- SEE DRAWING A6-0101 FOR PARTITION SCHEDULE AND SYMBOL DESCRIPTION.
- SEE SPECIFICATION FOR COMPLIANCE EQUIPMENT SCHEDULE AND DRAWING A4-0101 FOR STAIR SCHEDULE AND STAIR COMPONENT TYPES.
- SLIDING BRICELINES ARE INDICATED THUSLY:
- FIRE-RATED PARTITIONS ARE INDICATED:
1-HOUR:
2-HOUR:
3-HOUR:
SEE AN-SERIES ENLARGED CORE PLANS FOR SPECIFIC PARTITION TYPES NOT IDENTIFIED IN THIS PLAN SERIES.
- FOR TOWER A SPECIFIC INFORMATION IN SECTIONS 01 & 02, REFER TO A1-SERIES DWG'S ENDING IN 018 AND 019. FOR RETAIL PODIUM SPECIFIC INFORMATION IN SECTIONS 03 & 04, REFER TO A1-SERIES DWG'S ENDING IN 034 AND 034A.
- ALL FIRE STAIRS ENCLOSURES IN SECTIONS 01, 02, 03A, 04, 05 AND 06A CONSIST OF 2-HOUR MASONRY U.O.N. INDICATED THUSLY:
- INTAKE AND EXHAUST SWIFT ENCLOSURES SUPPORTING PLATFORM SPACES CONSIST OF 3-HOUR MASONRY INDICATED THUSLY:
- 2-HR RATED INTERIOR SEPARATION FOR INITIAL T.C.O. BETWEEN TOWER A AND RETAIL PODIUM IS INDICATED THUSLY:
- REFER TO A0-1001 THROUGH A0-1004 SERIES DWG'S FOR EXTERIOR SCOPE SEPARATION BETWEEN T AND PD.
- ELEVATOR SILLS, STAIR LANDING, AND SERVICE ELEVATOR LISHES SHALL ALIGN WITH THE TOP OF FINISH FLOOR, U.O.N.
- REFER TO A0-SERIES FINISH PLANS FOR CONCRETE TOPPING SLAB, EQUIPMENT PADS, CURBS, FLOOR COATINGS, AND WALL PROTECTION.
- REFER TO A0-SERIES FOR CORE & SHELL BEILING ASSEMBLIES AND ENCLOSED OVERHEAD MECH SHEET OFFSETS.
- REFER TO S0-SERIES FOR ALL EDGE OF STRUCTURAL SLAB DIMENSIONS.
- INSULATION, SEE BUILDING SECTIONS FOR INFO, SEE FINISH SCHEDULE FOR TYPE.
- PARTITIONS SHOWN WITHOUT SET-OUT DIMENSIONS AND LOCATED AT A GRIDLINE ARE TO BE LOCATED THUSLY:



FLOOR 05 PLANE NOTES

- PARTITION LEGEND:
CORE AND SHELL
COMMON INTERIORS
TENANT FIT-OUT

D.O.B. BUILDING PERMIT PLDNO 122020H



Client
Related Companies
60 Columbus Circle
New York, NY 10023
TEL: 212.801.1000 FAX: 212.801.1048

Client Properties Group
320 Park Avenue, 17th Floor
New York, NY 10022
TEL: 212.986.7514 FAX: 212.986.7510

Architect
Kohn Pedersen Fox Associates
11 West 42nd Street
New York, New York 10036
TEL: 212.977.6500 FAX: 212.956.2526

Structural Engineer
Thorburn Tomasek Inc.
51 Madison Avenue
New York, New York 10017
TEL: 917.661.7800 FAX: 718.661.7801


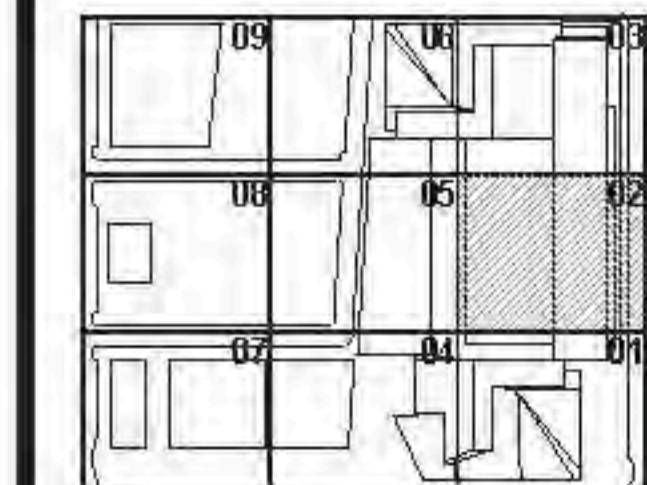
Mechanical, Electrical, Plumbing, Fire Protection
Janos Baum & Bolles Consulting Engineers
80 Pine Street
New York, NY 10013
TEL: 212.530.9300 FAX: 212.269.2894

Retail Interior Design & Planning
Ellman-Manfredi
300-A School Street
Boston, MA 02210
TEL: 617.426.1300

D.O.B. BUILDING PERMIT PLDNO 122020H

Scale: 1/8" = 1'-0"

Sheet No. 55 OF 500

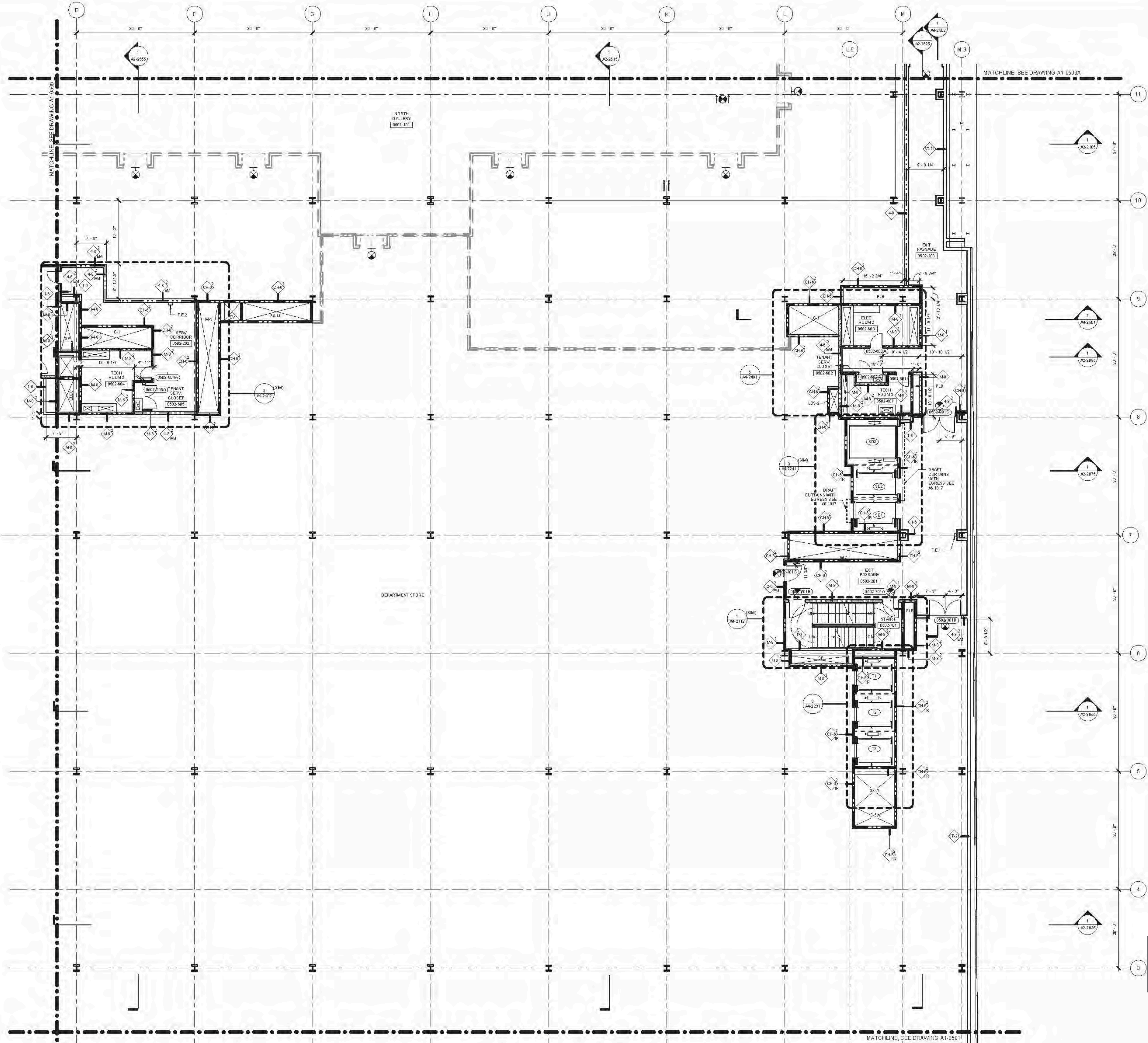


HYE - TA - A1-0502

FLOOR PLAN 05 (DISPLAY 5) SECTOR 02

Scale: 1/8" = 1'-0"

Sheet No. 55 OF 500



FLOOR PLAN 05 (DISPLAY 5) SECTOR 02



Vertical text on the left margin: FLOOR PLAN 05 (DISPLAY 5) SECTOR 02, 2/17/2015 8:14:27 PM, C:\P\B\41778_HYE_PD_FIT_CORE_05H10_0100_rpt.mxd, n

Chief
Related Companies
60 Columbia Circle
New York, NY 10023
TEL: 212.801.1000 FAX: 212.801.1048

Chief Properties Group
320 Park Avenue, 17th Floor
New York, NY 10022
TEL: 212.866.7514 FAX: 212.986.7510

Architect
Kohn Pedersen Fox Associates
11 West 42nd Street
New York, New York 10036
TEL: 212.977.6500 FAX: 212.956.2526

Structural Engineer
Thorburn Tomasek Inc.
51 Madison Avenue
New York, New York 10010
TEL: 917.661.7800 FAX: 718.661.7801

Mechanical, Electrical, Plumbing, Fire Protection
Janos Baum & Bolles Consulting Engineers
80 Pine Street
New York, NY 10013
TEL: 212.530.9300 FAX: 212.269.5894

Retail Interior Design & Planning
Ellen Manfredi
300 A Street
Boston, MA 02210
TEL: 617.426.1300

FLOOR BY FLOOR NOTES

1 PARTITION EDGING

2 CORE AND SHELL

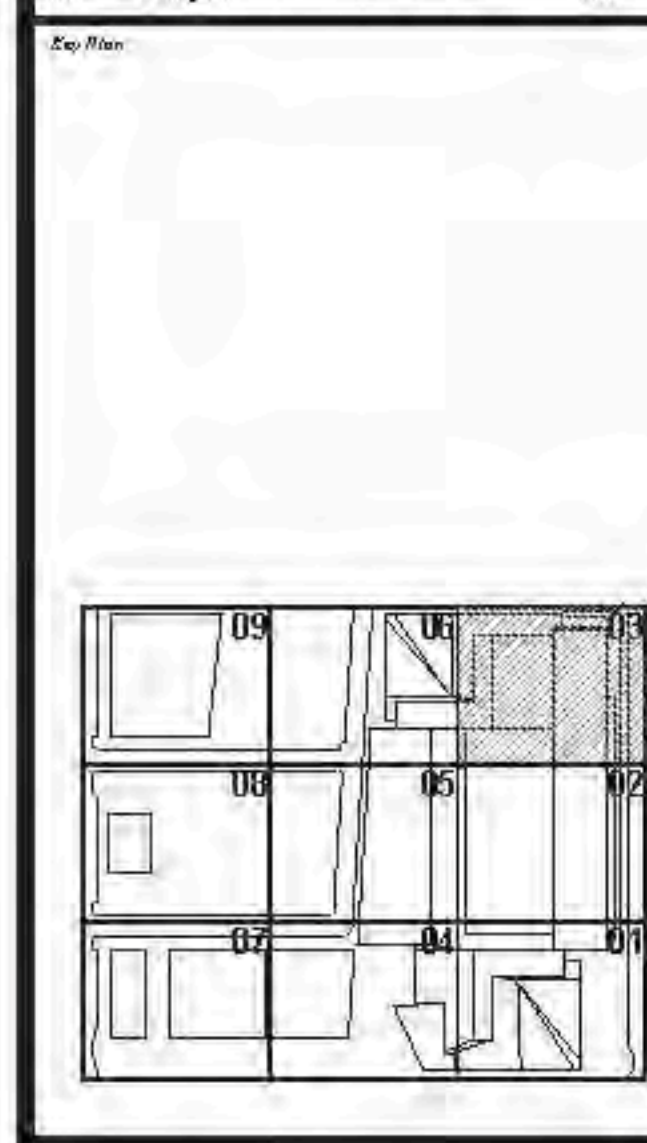
3 COMMON INTERIORS

4 TENANT FIT-OUT

FACE-ALIGNED

CENTERED

NO.	DESCRIPTION
01	SEE DRAWING A6-0101 FOR PARTITION SCHEDULE AND SYMBOL DESCRIPTION.
02	SEE SPECIFICATION FOR COMPLIANCE EQUIPMENT SCHEDULE AND DRAWING A4-0101 FOR STAIR SCHEDULE AND STAIR COMPONENT TYPES.
03	SLOPING BRICELINES ARE INDICATED THUSLY.
04	FIRE-RATED PARTITIONS ARE INDICATED: 1-HOUR: [Symbol] 2-HOUR: [Symbol] 3-HOUR: [Symbol] SEE AN SERIES ENLARGED CORE PLANS FOR SPECIFIC PARTITION TYPES NOT IDENTIFIED IN THIS PLAN SERIES.
05	FOR TOWER A SPECIFIC INFORMATION IN SECTIONS G-8 & G-9, REFER TO A1-SERIES DWG'S ENDING IN 03A AND 03B. FOR RETAIL PODIUM SPECIFIC INFORMATION IN SECTIONS G-8 & G-9, REFER TO A1-SERIES DWG'S ENDING IN 03A AND 03A.
06	ALL FIRE STAIRS ENCLOSURES IN SECTIONS G-8, G-9, G-10, G-11, G-12 AND G-13A CONSIST OF 2-HOUR MASONRY U.O.N. INDICATED THUSLY.
07	INTAKE AND EXHAUST SHWFT ENCLOSURES SUPPORTING PLATFORM SPACES CONSIST OF 2-HOUR MASONRY INDICATED THUSLY.
08	2-HR RATED INTERIOR SEPARATION FOR INITIAL T.C.O. BETWEEN TOWER A AND RETAIL PODIUM IS INDICATED THUSLY.
09	REFER TO A6-1001 THROUGH A6-1004 SERIES DWG'S FOR EXTERIOR SCOPE SEPARATION BETWEEN TA AND PD.
10	ELEVATOR SILLS, STAIR LANDING, AND SERVICE ELEVATOR LORRIES SHALL ALIGN WITH THE TOP OF FINISH FLOOR, UO.N.
11	REFER TO A0-SERIES FINISH PLANS FOR CONCRETE TOPPING SLAB, EQUIPMENT PAIS, CURBS, FLOOR COATINGS, AND WALL PROTECTION.
12	REFER TO A6-SERIES FOR CORE & SHELL DELINE ASSEMBLIES AND ENCLOSED OVERHEAD MECH. SHWFT OFFSETS.
13	REFER TO A6-SERIES FOR ALL EDGE OF STRUCTURAL SLAB DIMENSIONS.
14	INSULATION - SEE BUILDING SECTIONS FOR INFO, SEE FINISH SCHEDULE FOR TYPE.
15	PARTITIONS SHOWN WITHOUT SET-OUT DIMENSIONS AND LOCATED AT A GRIDLINE ARE TO BE LOCATED THUSLY.



Damian Titus
APPROVED
Under Directive 2 of 2015
Date: 6/22/2015
NYC Development Hub

12/10/2014
1736
A1-0503A

**FLOOR PLAN 05
(DISPLAY 5) SECTOR
03A**

Scale: 1/8" = 1'-0"

A-155.00

SHEET 56 OF 500

- A1-SERIES GENERAL NOTES**
- SEE DRAWING A6-0101 FOR PARTITION SCHEDULE AND SYMBOL DESCRIPTION.
 - SEE SPECIFICATION FOR COMPLIANCE EQUIPMENT SCHEDULE AND DRAWING A4-0101 FOR STAIR SCHEDULE AND STAIR COMPONENT TYPES.
 - SLOPING BRICELINES ARE INDICATED THUSLY.
 - FIRE-RATED PARTITIONS ARE INDICATED:
1-HOUR: [Symbol]
2-HOUR: [Symbol]
3-HOUR: [Symbol]
SEE AN SERIES ENLARGED CORE PLANS FOR SPECIFIC PARTITION TYPES NOT IDENTIFIED IN THIS PLAN SERIES.
 - FOR TOWER A SPECIFIC INFORMATION IN SECTIONS G-8 & G-9, REFER TO A1-SERIES DWG'S ENDING IN 03A AND 03B. FOR RETAIL PODIUM SPECIFIC INFORMATION IN SECTIONS G-8 & G-9, REFER TO A1-SERIES DWG'S ENDING IN 03A AND 03A.
 - ALL FIRE STAIRS ENCLOSURES IN SECTIONS G-8, G-9, G-10, G-11, G-12 AND G-13A CONSIST OF 2-HOUR MASONRY U.O.N. INDICATED THUSLY.
 - INTAKE AND EXHAUST SHWFT ENCLOSURES SUPPORTING PLATFORM SPACES CONSIST OF 2-HOUR MASONRY INDICATED THUSLY.
 - 2-HR RATED INTERIOR SEPARATION FOR INITIAL T.C.O. BETWEEN TOWER A AND RETAIL PODIUM IS INDICATED THUSLY.
 - REFER TO A6-1001 THROUGH A6-1004 SERIES DWG'S FOR EXTERIOR SCOPE SEPARATION BETWEEN TA AND PD.
 - ELEVATOR SILLS, STAIR LANDING, AND SERVICE ELEVATOR LORRIES SHALL ALIGN WITH THE TOP OF FINISH FLOOR, UO.N.
 - REFER TO A0-SERIES FINISH PLANS FOR CONCRETE TOPPING SLAB, EQUIPMENT PAIS, CURBS, FLOOR COATINGS, AND WALL PROTECTION.
 - REFER TO A6-SERIES FOR CORE & SHELL DELINE ASSEMBLIES AND ENCLOSED OVERHEAD MECH. SHWFT OFFSETS.
 - REFER TO A6-SERIES FOR ALL EDGE OF STRUCTURAL SLAB DIMENSIONS.
 - INSULATION - SEE BUILDING SECTIONS FOR INFO, SEE FINISH SCHEDULE FOR TYPE.
 - PARTITIONS SHOWN WITHOUT SET-OUT DIMENSIONS AND LOCATED AT A GRIDLINE ARE TO BE LOCATED THUSLY.



FLOOR BY FLOOR NOTES

1 PARTITION EDGING

2 CORE AND SHELL

3 COMMON INTERIORS

4 TENANT FIT-OUT



Damian Titus
APPROVED
Under Directive 2 of 2015
Date: 6/22/2015
NYC Development Hub

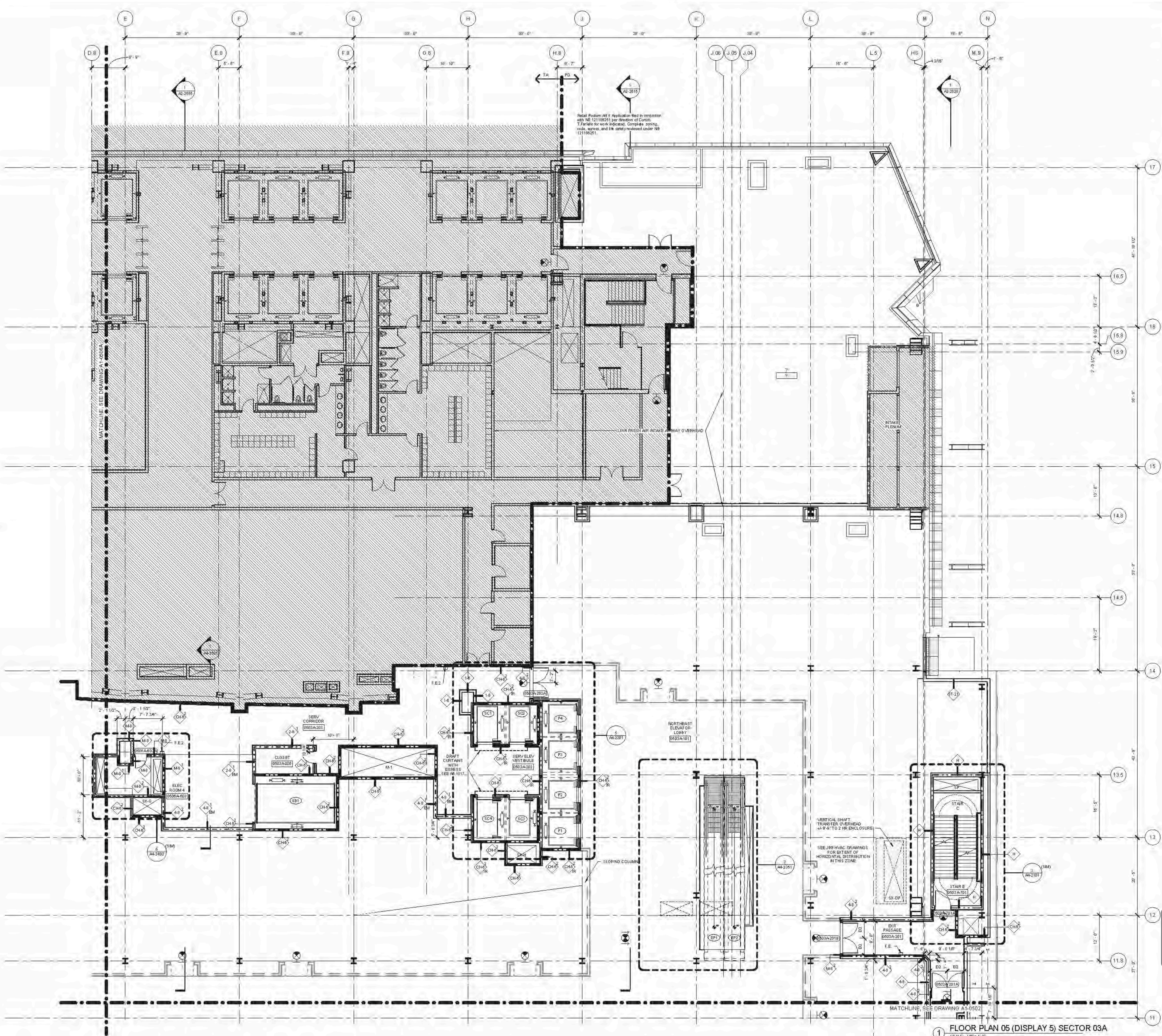
12/10/2014
1736
A1-0503A

**FLOOR PLAN 05
(DISPLAY 5) SECTOR
03A**

Scale: 1/8" = 1'-0"

A-155.00

SHEET 56 OF 500



FLOOR PLAN 05 (DISPLAY 5) SECTOR 03A
 2/17/2015 5:14:03 PM
 C:\P\2015\4178_A1-0503A\FLOOR PLAN 05 (DISPLAY 5) SECTOR 03A.rvt



Client
Related Companies
60 Columbus Circle
New York, NY 10023
TEL: 212.801.1000 FAX: 212.801.1048

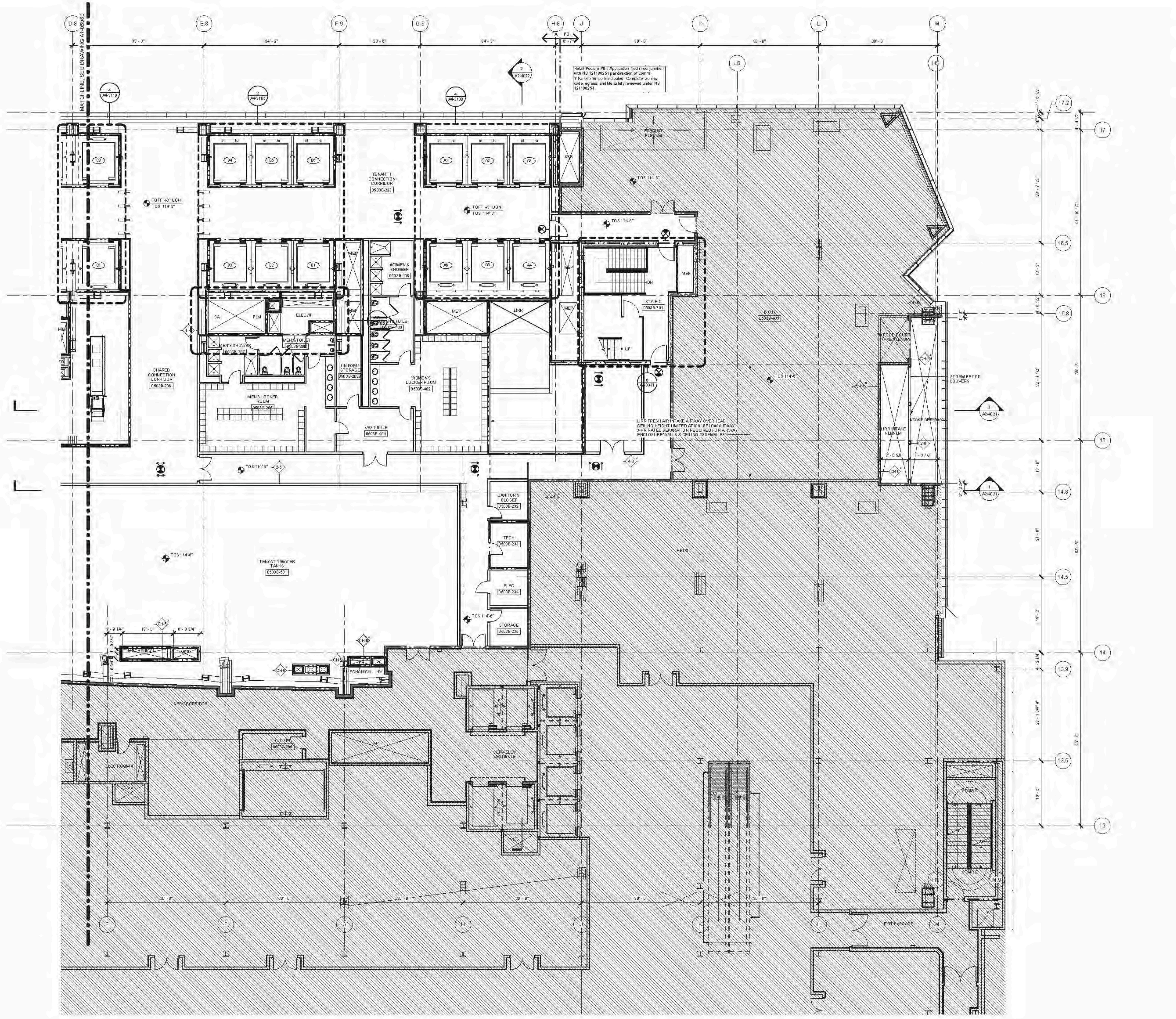
Contract Properties Group
320 Park Avenue, 17th Floor
New York, NY 10022
TEL: 212.966.7514 FAX: 212.966.7510

Architect
Kohn Pedersen Fox Assoc. Inc. PC
Architects & Planners, Consultants
11 West 42nd Street
New York, New York 10036
TEL: 212.977.6200 FAX: 212.956.2526

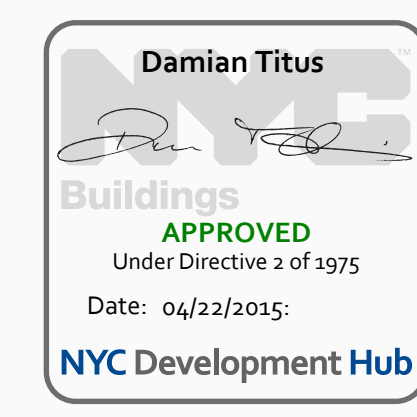
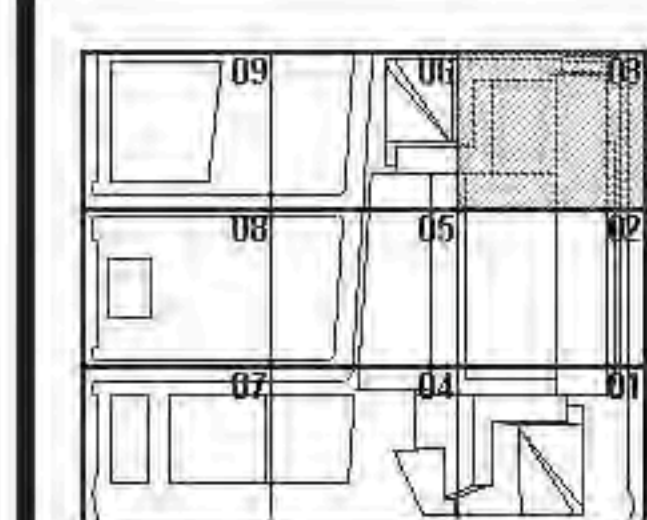
Structural Engineer
Thomson Townsend, Inc.
21 Madison Avenue
New York, New York 10010
TEL: 917.661.7800 FAX: 917.661.7801

Mechanical, Electrical, Plumbing, Fire Protection
James Baum & Bolles Consulting Engineers
80 Pine Street
New York, NY 10013
TEL: 212.530.9300 FAX: 212.269.5894

- ALTERNATE GENERAL NOTES**
- SEE DRAWING A6-010X SERIES FOR PARTITION SCHEDULE AND SYMBOL DESCRIPTION.
 - SEE SPECIFICATION FOR CONVEYANCE EQUIPMENT SCHEDULE AND DRAWING A6-010X SERIES SCHEDULE AND STAR COMPONENT TYPES.
 - SLOPING GRIDLINES ARE INDICATED THUSLY:
 - FIRE RATED PARTITIONS ARE INDICATED:
1-HOUR:
2-HOUR:
3-HOUR:
SEE AN SERIES ENLARGED CORE PLANS FOR SPECIFIC PARTITION TYPES NOT IDENTIFIED IN THIS PLAN SERIES.
 - FOR TOWER A SPECIFIC INFORMATION IN SECTORS 01, 02, 03A, 04, 05, AND 06A, REFER TO ALL SERIES DWGS ENDING IN 08 AND 09B. FOR RETAIL PODIUM SPECIFIC INFORMATION IN SECTORS 03 & 08, REFER TO A1-SERIES DWGS ENDING IN 03A AND 04A.
 - ALL FIRE STAIR ENCLOSURES IN SECTORS 01, 02, 03A, 04, 05, AND 06A, CONSIST OF 2-HOUR MASONRY (U.O.N.).
 - ALL GIRTS AT FIRE STAIR ENCLOSURES AND ELEVATOR HOISTWAY ENCLOSURES SHALL BE IMPACT RESISTANT.
 - INTAKE AND EXHAUST SHAFT ENCLOSURES SUPPORTING FLAT ROOF SPACES CONSIST OF 2-HOUR MASONRY.
 - 3-HR RATED INTERIOR SEPARATION FOR INITIAL T.C.O. BETWEEN TOWER A AND RETAIL PODIUM IS INDICATED THUSLY:
 - REFER TO A2-300X SERIES DWGS FOR EXTERIOR SCOPE SEPARATION BETWEEN TA AND PD.
 - REFER TO S-SERIES DWGS FOR EDGE OF SLAB INFORMATION.



1. D.O.B. BUILDING PERMIT #1290 12/20/2014
Example



HYE - TA - A1-0503B


FLOOR PLAN 05
SECTOR 03B
(MARKETING 05)

Drawing Number
A1-0503B
Revision Drawing Number
A-156.00

1. FLOOR PLAN 05 (DISPLAY 5) SECTOR 03
1/8" = 1'-0"



A1-0503B
20201519118 FM
FLOOR PLAN 05 (DISPLAY 5) SECTOR 03
C:\P\2015\179_A1-TA_FF_CODE_2014_05_D08_PROJSET_1\main.dwg



Chief
Related Companies
60 Columbus Circle
New York, NY 10023
TEL: 212.801.1000 FAX: 212.801.1048

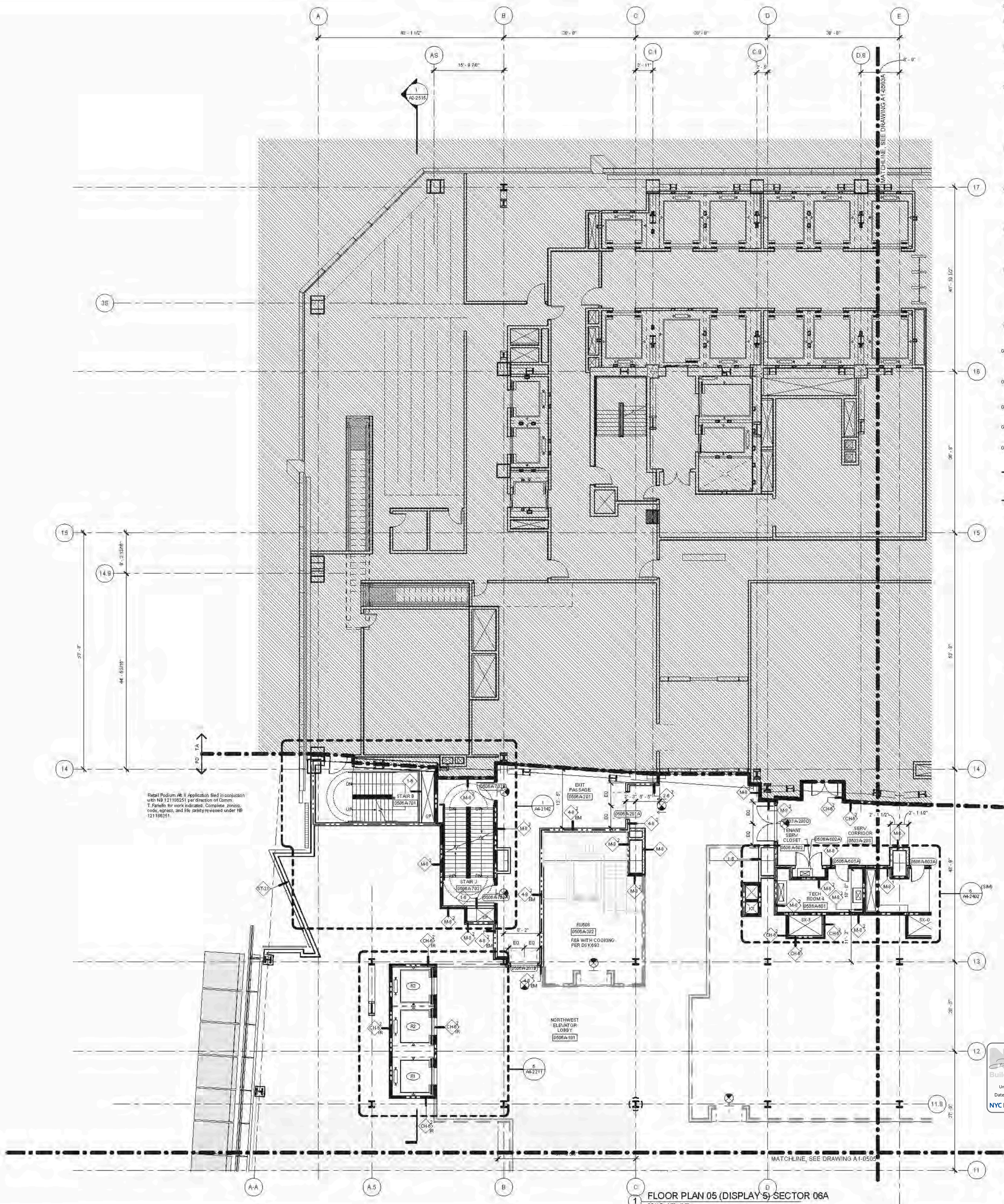
Global Properties Group
320 Park Avenue, 17th Floor
New York, NY 10022
TEL: 212.966.7514 FAX: 212.966.7510

Architect
Kohn Pedersen Fox Associates
11 West 42nd Street
New York, New York 10036
TEL: 212.977.6500 FAX: 212.956.2526

Structural Engineer
Thorburn Tomasek Inc.
51 Madison Avenue
New York, New York 10010
TEL: 917.661.7800 FAX: 718.661.7801

Mechanical, Electrical, Plumbing, Fire Protection
Janos Baum & Bolles Consulting Engineers
80 Pine Street
New York, NY 10003
TEL: 212.530.9300 FAX: 212.269.5894

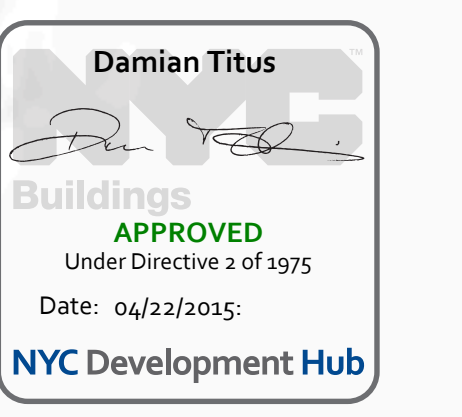
Retail Interior Design & Planning
Ellen Manfredo
300 A Street
Boston, MA 02210
TEL: 617.426.1300



- A1-SERIES GENERAL NOTES**
01. SEE DRAWING A6-0101 FOR PARTITION SCHEDULE AND SYMBOL DESCRIPTION.
 02. SEE SPECIFICATION FOR COMPLIANCE EQUIPMENT SCHEDULE AND DRAWING A4-0101 FOR STAIR SCHEDULE AND STAIR COMPONENT TYPES.
 03. SLOPING DIMENSION LINES ARE INDICATED THUSLY:
 04. FIRE-RATED PARTITIONS ARE INDICATED:
1-HOUR:
2-HOUR:
3-HOUR:
SEE AN SERIES ENLARGED CORE PLANS FOR SPECIFIC PARTITION TYPES NOT IDENTIFIED IN THIS PLAN SERIES.
 05. FOR TOWER A SPECIFIC INFORMATION IN SECTIONS 03 & 04, REFER TO A1-SERIES DWGS ENDING IN 03A AND 04A. FOR RETAIL PODIUM SPECIFIC INFORMATION IN SECTIONS 03 & 04, REFER TO A1-SERIES DWGS ENDING IN 03A AND 04A.
 06. ALL FIRE STAIRS ENCLOSURES IN SECTIONS 03, 04, 05, 06, AND 07A CONSIST OF 2-HOUR MASONRY U.O.N. INDICATED THUSLY:
 07. INTAKE AND EXHAUST SHWIFT ENCLOSURES SUPPORTING PLATFORM SPACES CONSIST OF 3-HOUR MASONRY INDICATED THUSLY:
 08. 2-HR RATED INTERIOR SEPARATION FOR INITIAL T.C.O. BETWEEN TOWER A AND RETAIL PODIUM IS INDICATED THUSLY:
 - REFER TO A0-1001 THROUGH A0-1004 SERIES DWGS FOR EXTERIOR SCOPE SEPARATION BETWEEN TA AND PD.
 09. ELEVATOR SILLS, STAIR LANDING, AND SERVICE ELEVATOR Lobbies SHALL ALIGN WITH THE TOP OF FINISH FLOOR U.O.N.
 10. REFER TO A0-SERIES FINISH PLANS FOR CONCRETE TOP FLOOR SLAB, EQUIPMENT PADS, CURBS, FLOOR COATINGS, AND WALL PROTECTION.
 11. REFER TO A0-SERIES FOR CORE & SHELL BEILING ASSEMBLIES AND ENCLOSED OVERHEAD MECH. SHWIFT OFFSETS.
 12. REFER TO 50-SERIES FOR ALL EDGE OF STRUCTURAL SLAB DIMENSIONS.
 13. INSULATION, SEE BUILDING SECTIONS FOR INFO, SEE FINISH SCHEDULE FOR TYPE.
 14. PARTITIONS SHOWN WITHOUT SET-OUT DIMENSIONS AND LOCATED AT A GRIDLINE ARE TO BE LOCATED THUSLY:

- FLOOR BY FLOOR NOTES**
- 1. PARTITION EDGES:
 - CORE AND SHELL:
 - COMMON INTERIORS:
 - TENANT FIT-OUT:

Retail Podium A1-0 Application filed in conjunction with A0-11100001 per direction of Comm. T. Panels for work indicated. Complete zoning, code, sign, and life safety reviewed under A0-121100001.



HYE - TA - A1-0506A

**FLOOR PLAN 05
(DISPLAY 5) SECTOR
06A**

Drawing Number
A1-0506A
Client: Hudson Yards
A-159.00

FLOOR PLAN 05 (DISPLAY 5) SECTOR 06A
SCALE: 1/8" = 1'-0"



A1-0506A
 3/17/2015 8:18:17 PM
 C:\P\05\A1-0506A\Floor Plans\A1-0506A_Floor Plan 05 (Display 5) Sector 06A.dwg

- ALSERIES GENERAL NOTES**
- SEE DRAWING A6-010X SERIES FOR PARTITION SCHEDULE AND SYMBOL DESCRIPTION.
 - SEE SPECIFICATION FOR CONVEYANCE EQUIPMENT SCHEDULE AND DRAWING AREA FOR STAIR SCHEDULE AND STAIR COMPONENT TYPES.
 - SLOPING GRIDLINES ARE INDICATED THUSLY:
 - FIRE RATED PARTITIONS ARE INDICATED:
1-HOUR:
2-HOUR:
3-HOUR:
- SEE A SERIES ENLARGED CORE PLANS FOR SPECIFIC PARTITION TYPES NOT IDENTIFIED IN THIS PLAN SERIES.
- FOR TOWER A'S SPECIFIC INFORMATION IN SECTORS D1, D2, D3A, D4, D5, AND D6, REFER TO A1-SERIES DWGS ENDING IN 03A-06A.
 - FOR RETAIL PODIUM SPECIFIC INFORMATION IN SECTORS D7 & D8, REFER TO A1-SERIES DWGS ENDING IN 03A-06A.
 - ALL FIRE STAIRS ENCLOSURES IN SECTORS D1, D2, D3A, D4, D5, AND D6, CONSIST OF 2-HOUR MASONRY (I.D.H.).
 - ALL GIM AT FIRE STAIR ENCLOSURES AND ELEVATOR HOISTWAY ENCLOSURES SHALL BE IMPACT RESISTANT.
 - INTAKE AND EXHAUST SHAFT ENCLOSURES SUPPORTING PLATFORM SPACES CONSIST OF 2-HOUR MASONRY.
 - 3-HR RATED INTERIOR SEPARATION FOR INITIAL T.C.D. BETWEEN TOWER A AND RETAIL PODIUM IS INDICATED THUSLY:
 - REFER TO A2-000X SERIES DWGS FOR ELEVATOR HOISTWAY SEPARATION BETWEEN TA AND PD.
 - REFER TO S SERIES DWGS FOR EDGE OF SLAB INFORMATION.

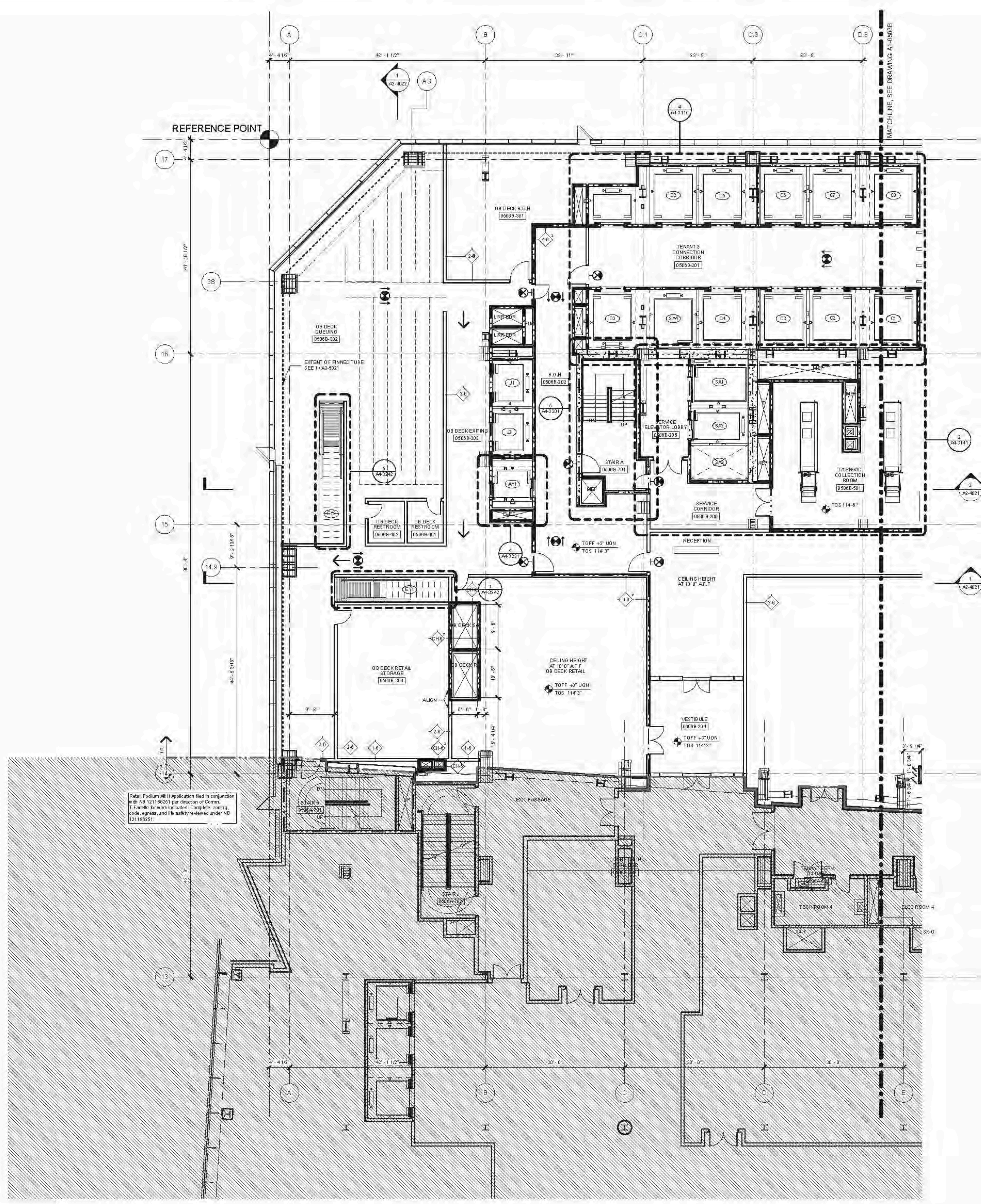
Client
Related Companies
60 Columbus Circle
New York, NY 10023
TEL: 212.801.1000 FAX: 212.801.1048

Contract Properties Group
320 Park Avenue, 17th Floor
New York, NY 10022
TEL: 212.966.7514 FAX: 212.966.7510

Architect
Kohn Pedersen Fox Assoc. Inc. PC
Architects & Planning Consultants
11 West 42nd Street
New York, New York 10036
TEL: 212.977.6200 FAX: 212.956.2526

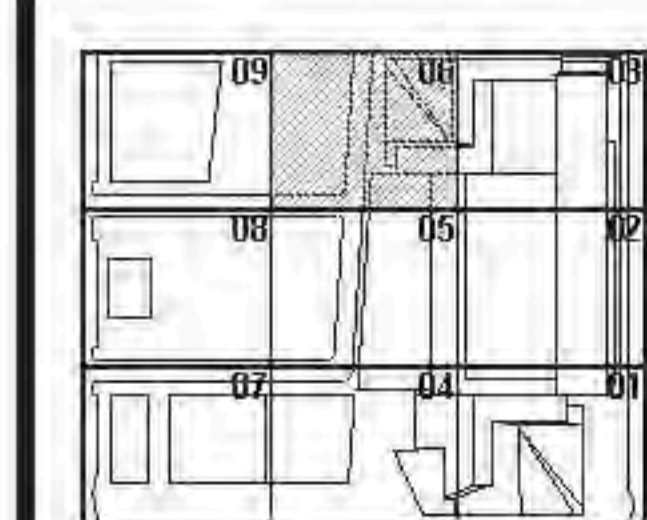
Structural Engineer
Thomson Townsend, Inc.
21 Madison Avenue
New York, New York 10010
TEL: 917.661.7500 FAX: 718.661.7801

Mechanical, Electrical, Plumbing, Fire Protection
Janis Baum & Bolles Consulting Engineers PC
80 Pine Street
New York, NY 10013
TEL: 212.530.9300 FAX: 212.269.5894



Retail Podium #11 Application filed in accordance with NB 121189251 per direction of Comm. T. F. for work indicated. Complete zoning, code, signage, and fire safety reviewed under NB 121189251.

D.O.B. BUILDING PERMIT #1210 12/02/14
12/02/14



Damian Titus
APPROVED
Under Directive 2 of 2015
Date: 04/22/2015
NYC Development Hub



HYE - TA - A1-0506B


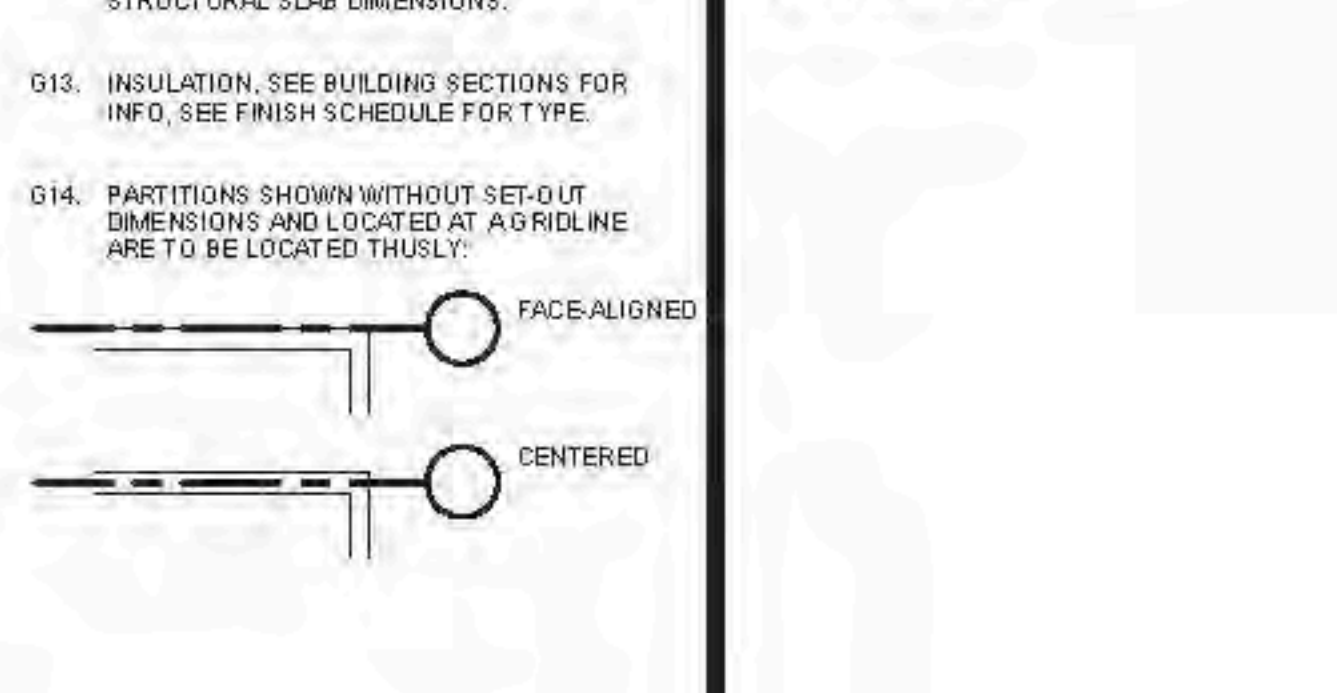
FLOOR PLAN 05
SECTOR 06B
(MARKETING 05)

Drawing Number
A1-0506B
Sheet Drawing Number
A-160.00

1 FLOOR PLAN 05 (DISPLAY '5) SECTOR 06
1/8" = 1'-0"



01. SEE DRAWING A6-0101 FOR PARTITION SCHEDULE AND SYMBOL DESCRIPTION.
02. SEE SPECIFICATION FOR COMPLIANCE EQUIPMENT SCHEDULE AND DRAWING A4-0101 FOR STAIR SCHEDULE AND STAIR COMPONENT TYPES.
03. SLOPING BRICKLINES ARE INDICATED THUSLY.
04. FIRE-RATED PARTITIONS ARE INDICATED:
 1-HOUR: [Symbol]
 2-HOUR: [Symbol]
 3-HOUR: [Symbol]
 SEE AN-SERIES ENLARGED CORE PLANS FOR SPECIFIC PARTITION TYPES NOT IDENTIFIED IN THIS PLAN SERIES.
 FOR TOWER A SPECIFIC INFORMATION IN SECTIONS 01 & 02, REFER TO A1-SERIES DWG'S ENDS IN 03A AND 03B.
 FOR RETAIL PODIUM SPECIFIC INFORMATION IN SECTIONS 03 & 04, REFER TO A1-SERIES DWG'S ENDS IN 03A AND 03B.
05. ALL FIRE STAIRS ENCLOSURES IN SECTIONS 01, 02, 03A, 04, 05 AND 06A CONSIST OF 2-HOUR MASONRY U.O.N. INDICATED THUSLY.
07. INTAKE AND EXHAUST SHWFT ENCLOSURES SUPPORTING PLATFORM SPACES CONSIST OF 3-HOUR MASONRY INDICATED THUSLY.
08. 2-HR RATED INTERIOR SEPARATION FOR INITIAL T.C.O. BETWEEN TOWER A AND RETAIL PODIUM IS INDICATED THUSLY.
- REFER TO A0-1001 THROUGH A0-1004 SERIES DWGS FOR EXTERIOR SCOPE SEPARATION BETWEEN TA AND PD.
09. ELEVATOR SILLS, STAIR LANDING, AND SERVICE ELEVATOR Lobbies SHALL ALIGN WITH THE TOP OF FINISH FLOOR UO.N.
10. REFER TO A0-SERIES FINISH PLANS FOR CONCRETE TOPW/O SLAB, EQUIPMENT PADS, CURBS, FLOOR COATINGS, AND WALL PROTECTION.
11. REFER TO A0-SERIES FOR CORE & SHELL BEILING ASSEMBLIES AND ENCLOSED OVERHEAD SHWFT OFFSETS.
12. REFER TO A0-SERIES FOR ALL EDGE OF STRUCTURAL SLAB DIMENSIONS.
13. INSULATION. SEE BUILDING SECTIONS FOR INFO. SEE FINISH SCHEDULE FOR TYPE.
14. PARTITIONS SHOWN WITHOUT SET-OUT DIMENSIONS AND LOCATED AT A GRIDLINE ARE TO BE LOCATED THUSLY.



**HUDSON YARDS -
 RETAIL PODIUM
 AND TOWER A**
 300 WEST 33RD STREET
 New York, NY

Chief of Related Companies
 60 Columbus Circle
 New York, NY 10023
 TEL: 212.801.1000 FAX: 212.801.1048

Chief Properties Group
 320 Park Avenue, 17th Floor
 New York, NY 10022
 TEL: 212.966.7514 FAX: 212.966.7510

Architect
 Kohn Pedersen Fox Associates
 11 West 42nd Street
 New York, New York 10036
 TEL: 212.977.6500 FAX: 212.956.2526

Structural Engineer
 Thornton Tomasetti, Inc.
 51 Madison Avenue
 New York, New York 10010
 TEL: 917.661.7800 FAX: 718.661.7801

Mechanical, Electrical, Plumbing, Fire Protection
 Janos Baum & Bolles Consulting Engineers
 80 Pine Street
 New York, NY 10013
 TEL: 212.530.9300 FAX: 212.269.2894

Retail Interior Design & Planning
 Ellman-Monfredi
 300-A Chestnut
 Boston, MA 02210
 TEL: 617.426.1300

D.O.B. BUILDING PERMIT PLDNO 122020H
 Date: 06/22/2015

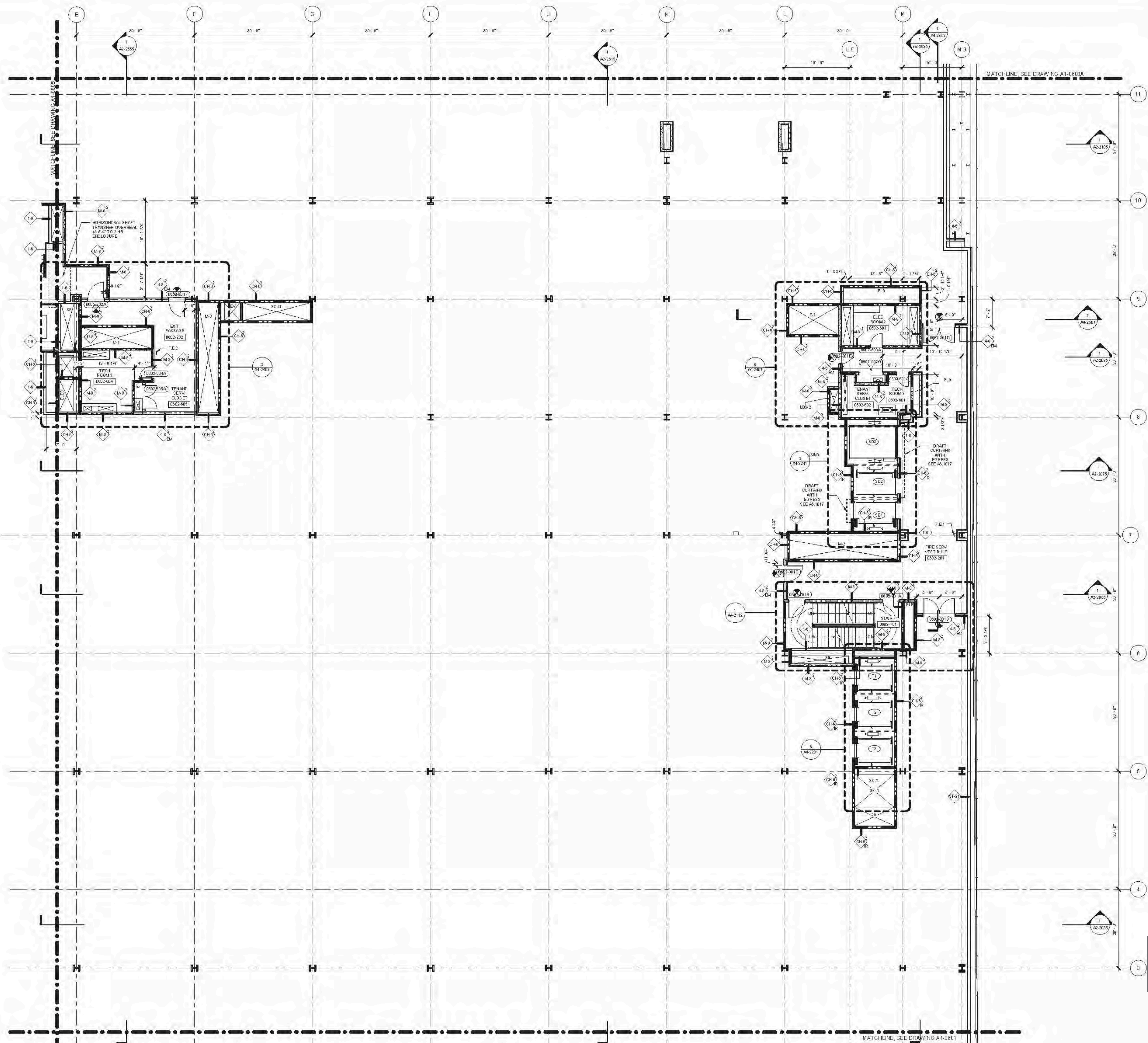
Approved
 Under Directive 2 of 2015
 Date: 06/22/2015
 NYC Development Hub

12/01/2014
 1736
 HYE - TA - A1-0602

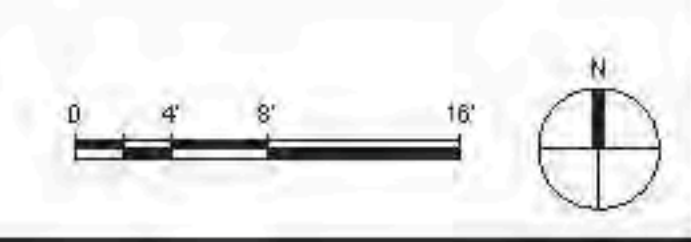
**FLOOR PLAN 06
 (DISPLAY 6) SECTOR 02**

Drawing Number
A1-0602
 Block Drawing Number
A-162.00

SHEET 63 OF 500



FLOOR PLAN 06 (DISPLAY 6) SECTOR 02
 SCALE: 1/8" = 1'-0"



FLOOR PLANS (06) (A1) (06) (02) (02)
 C:\P\B\41778_HYE_PD_FT_CORE_06H10_00_00_00.dwg
 2/17/2015 4:17:20 PM



Chief Related Companies
60 Columbus Circle
New York, NY 10023
TEL: 212.801.1000 FAX: 212.801.1048

Global Properties Group
320 Park Avenue, 17th Floor
New York, NY 10022
TEL: 212.966.7514 FAX: 212.966.7510

Architect
Kohn Pedersen Fox Associates
11 West 42nd Street
New York, New York 10036
TEL: 212.977.6500 FAX: 212.956.2526

Structural Engineer
Thorburn Tomasek Inc.
51 Madison Avenue
New York, New York 10010
TEL: 917.661.7800 FAX: 718.661.7801

Mechanical, Electrical, Plumbing, Fire Protection
Janos Baum & Bolles Consulting Engineers
80 Pine Street
New York, NY 10013
TEL: 212.520.9300 FAX: 212.269.5894

Retail Interior Design & Planning
Ellen Manfredi
300 A Street
Boston, MA 02210
TEL: 617.426.1300

AS-BUILT GENERAL NOTES

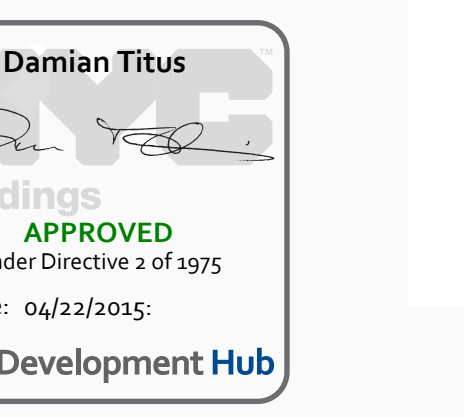
- 01. SEE DRAWING A6-0101 FOR PARTITION SCHEDULE AND SYMBOL DESCRIPTION.
- 02. SEE SPECIFICATION FOR COMPLIANCE EQUIPMENT SCHEDULE AND DRAWING A4-0101 FOR STAIR SCHEDULE AND STAIR COMPONENT TYPES.
- 03. SLOPING BRICKLINES ARE INDICATED THUSLY:
- 04. FIRE-RATED PARTITIONS ARE INDICATED:
1-HOUR:
2-HOUR:
3-HOUR:
SEE AN AS-BUILT ENLARGED CORE PLAN FOR SPECIFIC PARTITION TYPES NOT IDENTIFIED IN THIS PLAN SERIES.
05. FOR TOWER A SPECIFIC INFORMATION IN SECTIONS G-8, G-9, REFER TO AS-SERIES DWG'S ENCL. IN 03A AND 03B. FOR RETAIL PODIUM SPECIFIC INFORMATION IN SECTIONS G-8, REFER TO AS-SERIES DWG'S ENCL. IN 03A AND 03B.
- 06. ALL FIRE STAIRS ENCLOSURES IN SECTIONS G-8, G-9, G-10, G-11, AND G-12 SHALL BE CONSTRUCTED OF 2-HOUR MASONRY U.O.N. INDICATED THUSLY:
- 07. INTAKE AND EXHAUST SHWFT ENCLOSURES SUPPORTING PLATFORM SPACES CONSIST OF 3-HOUR MASONRY INDICATED THUSLY:
- 08. 2-HR RATED INTERIOR SEPARATION FOR INITIAL T.C.O. BETWEEN TOWER A AND RETAIL PODIUM IS INDICATED THUSLY:
- REFER TO AS-1001 THROUGH AS-1004 SERIES DWG'S FOR EXTERIOR SCOPE SEPARATION BETWEEN TA AND PD.
- 09. ELEVATOR BILLS, STAIR LANDING, AND SERVICE ELEVATOR Lobbies SHALL ALIGN WITH THE TOP OF FINISH FLOOR, U.O.N.
- 10. REFER TO AS-SERIES FINISH PLANS FOR CONCRETE TOPPING SLAB, EQUIPMENT PAIS, CURB, FLOOR COATINGS, AND WALL PROTECTION.
- 11. REFER TO AS-SERIES FOR CORE & SHELL BEILING ASSEMBLIES AND ENCLOSED OVERHEAD SHWFT OFFSETS.
- 12. REFER TO AS-SERIES FOR ALL EDGE OF STRUCTURAL SLAB DIMENSIONS.
- 13. INSULATION, SEE BUILDING SECTIONS FOR INFO, SEE FINISH SCHEDULE FOR TYPE.
- 14. PARTITIONS SHOWN WITHOUT SET-OUT DIMENSIONS AND LOCATED AT A BRICKLINE ARE TO BE LOCATED THUSLY:

FLOOR FINISH NOTES

- 1. PARTITION EDGES
CORE AND SHELL
COMMON INTERIORS
TENANT FIT-OUT

RETAIL PODIUM #6 II APPLICATION

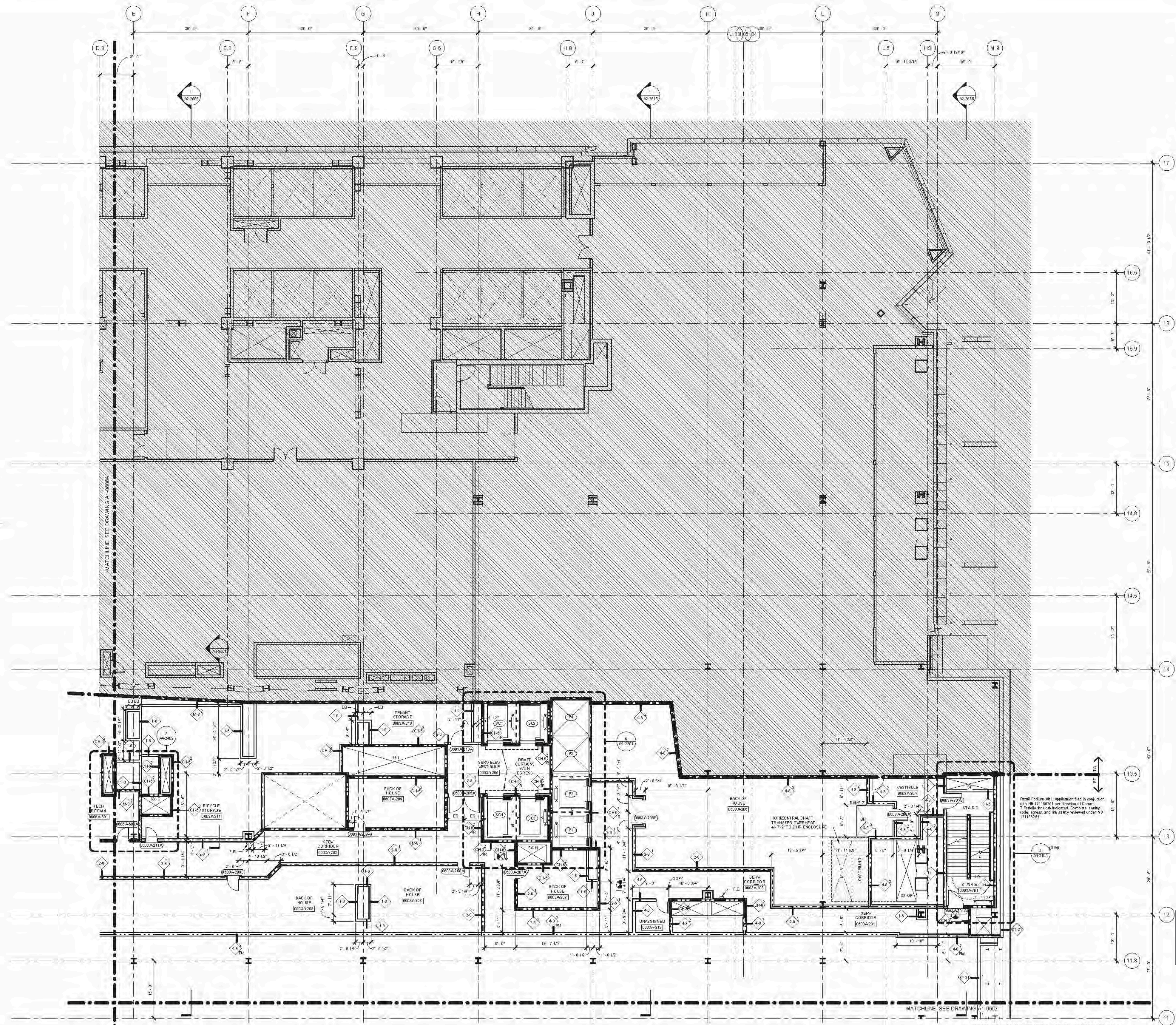
RETAIL PODIUM #6 II APPLICATION FILED IN CONJUNCTION WITH HP 121180201 per direction of Comptroller. Particles for work indicated. Complete stamp, note, approval and the stamp removed under HP 121180201.



HYE - TA - A1-0603A

FLOOR PLAN 06 (DISPLAY 6) SECTOR 03A

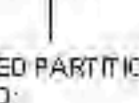

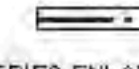
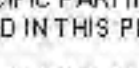
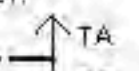
Drawing Number: A1-0603A
As-Built Drawing Number: A-163.00



FLOOR PLAN 06 (DISPLAY 6) SECTOR 03A
SCALE: 1/8" = 1'-0"



FILED IN CONJUNCTION WITH HP 121180201 per direction of Comptroller. Particles for work indicated. Complete stamp, note, approval and the stamp removed under HP 121180201.

- 01. SEE DRAWING A6-010X SERIES FOR PARTITION SCHEDULE AND SYMBOL DESCRIPTION.
- 02. SEE SPECIFICATION FOR CONVEYANCE EQUIPMENT SCHEDULE AND DRAWING A6-010X SERIES FOR STAIR SCHEDULE AND STAIR COMPONENT TYPES.
- 03. SLOPING GRIDLINES ARE INDICATED THUSLY: 
- 04. FIRE-RATED PARTITIONS ARE INDICATED:
 1-HOUR: 
 2-HOUR: 
 3-HOUR: 
- 05. SEE A6-SERIES ENLARGED CORE PLANS FOR SPECIFIC PARTITION TYPES NOT IDENTIFIED IN THIS PLAN SERIES.
- 06. FOR TOWER A'S SPECIFIC INFORMATION IN SECTORS 01, 02, 03A, 04, 05, AND 06B, REFER TO A6-SERIES DWGS ENDING IN 058 AND 068. FOR RETAIL PODIUM SPECIFIC INFORMATION IN SECTORS 03 & 08, REFER TO A6-SERIES DWGS ENDING IN 03A AND 08A.
- 07. ALL FIRE STAIRS ENCLOSURES IN SECTORS 01, 02, 03A, 04, 05, AND 06B, CONSIST OF 2-HOUR MASONRY (U.O.N.).
- 08. ALL GMR AT FIRE STAIR ENCLOSURES AND ELEVATOR HOISTWAY ENCLOSURES SHALL BE IMPACT RESISTANT.
- 09. INTAKE AND EXHAUST SHAFT ENCLOSURES SUPPORTING PLAT FORM SPACES CONSIST OF 2-HOUR MASONRY.
- 10. 3-HR RATED INTERIOR SEPARATION FOR INITIAL T.C.O. BETWEEN TOWER A AND RETAIL PODIUM IS INDICATED THUSLY: 
- 010. REFER TO A6-300X SERIES DWGS FOR EXTERIOR SCOPE SEPARATION BETWEEN TA AND PD.
- 011. REFER TO 5-SERIES DWGS FOR EDGE OF SLAB INFORMATION.

HUDSON YARDS - RETAIL PODIUM AND TOWER A
New York, NY

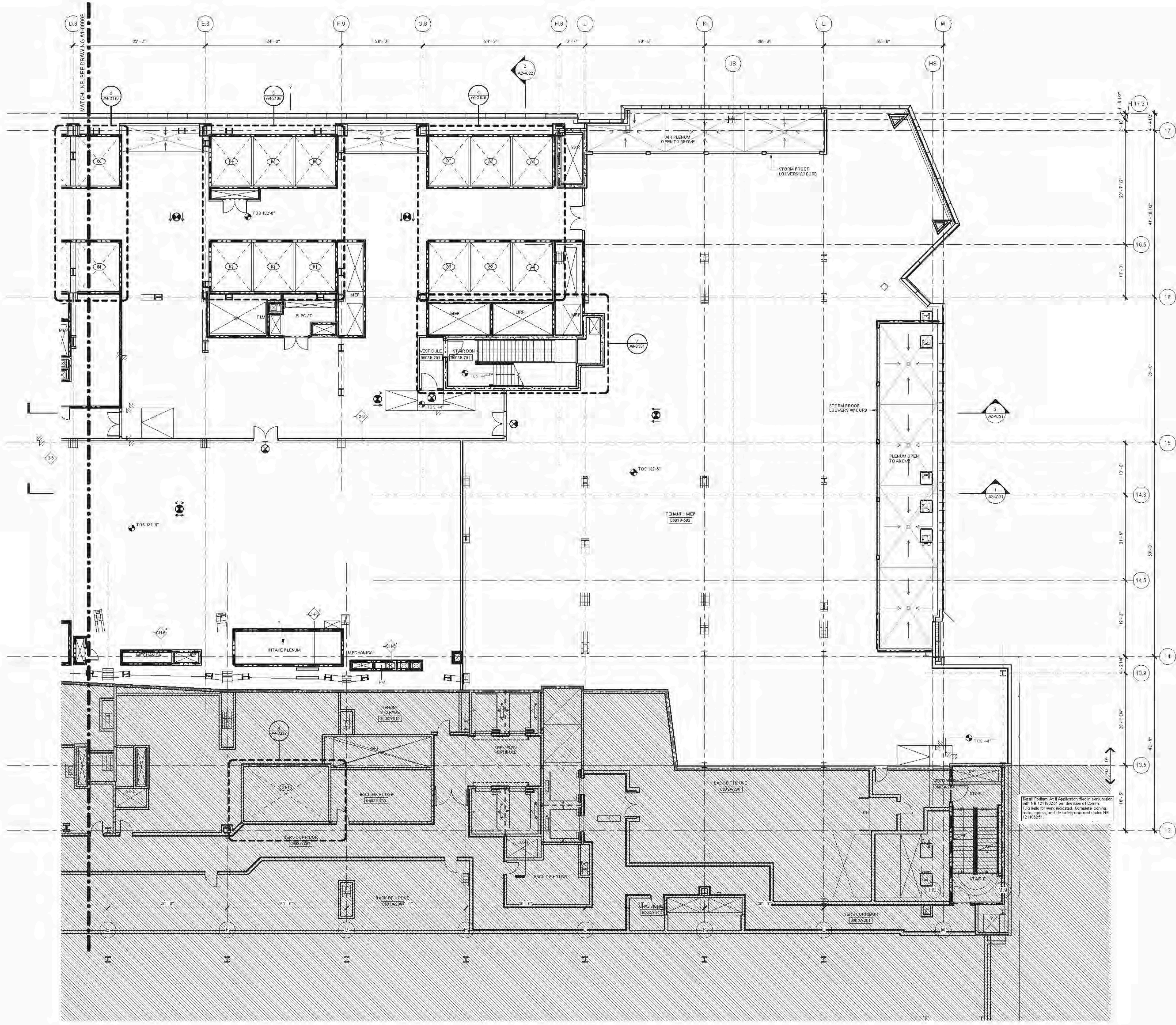
Client
Related Companies
60 Columbus Circle
New York, NY 10023
TEL: 212.801.1000 FAX: 212.801.1048

Contract Properties Group
200 Park Avenue, 17th Floor
New York, NY 10022
TEL: 212.966.7314 FAX: 212.966.7310

Architect
Kohn Pedersen Fox Assoc. Inc. PC
Architects & Planners, One World Trade Center
11 West 42nd Street
New York, New York 10036
TEL: 212.977.6000 FAX: 212.956.2526


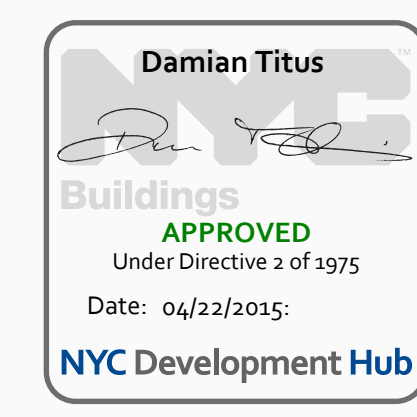
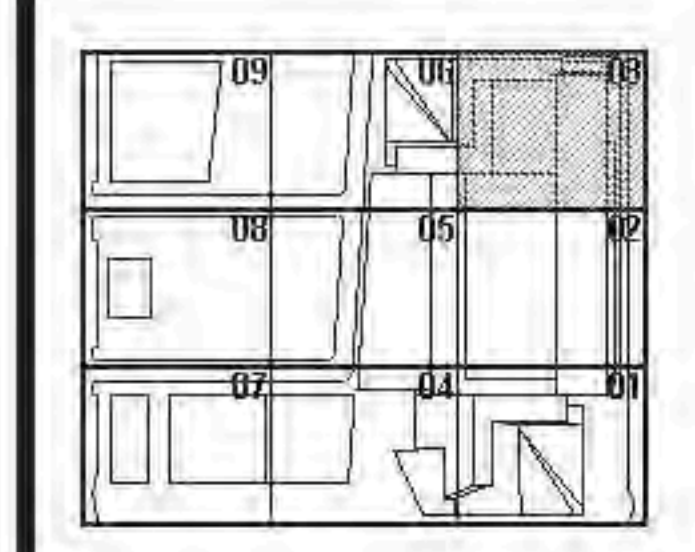
Structural Engineer
Thomson Tomasetti, Inc.
21 Madison Avenue
New York, New York 10010
TEL: 917.661.7800 FAX: 718.661.7801

Mechanical, Electrical, Plumbing, Fire Protection
Janis Baum & Bolles Consulting Engineers PC
80 Pine Street
New York, NY 10013
TEL: 212.530.9300 FAX: 212.269.5894



Retail Podium, AB II Application filed in conjunction with NB 1211622/01 per direction of Comm. T. Parties for work indicated. Complete zoning, code, permits, and the safety reviewed under NB 1211622/01.

D.O.B. BUILDING PERMIT #120049H
Example



HYE - TA - A1-0603B

FLOOR PLAN 06 MECH SECTOR 03B (MARKETING 06)


Drawing Number: **A1-0603B**
Sheet Number: **A-164.00**

FLOOR PLAN 06 (DISPLAY 5) SECTOR 03
1/8" = 1'-0"



6/18/2015 12:25:18 PM
 C:\P\141036\MECH\06\06A1-0603B.dwg
 2015/06/18 12:25:18 PM

- 01. SEE DRAWING A6-0101 FOR PARTITION SCHEDULE AND SYMBOL DESCRIPTION.
- 02. SEE SPECIFICATION FOR COMPLIANCE EQUIPMENT SCHEDULE AND DRAWING A4-0101 FOR STAIR SCHEDULE AND STAIR COMPONENT TYPES.
- 03. SLOPING GRIDLINES ARE INDICATED THUSLY:
 - 1: 1/8"
 - 2: 1/4"
 - 3: 1/2"
 - 4: 3/4"
 - 5: 1"
 - 6: 1 1/4"
 - 7: 1 1/2"
 - 8: 1 3/4"
 - 9: 2"
 - 10: 2 1/4"
 - 11: 2 1/2"
 - 12: 2 3/4"
 - 13: 3"
 - 14: 3 1/4"
 - 15: 3 1/2"
 - 16: 3 3/4"
 - 17: 4"
 - 18: 4 1/4"
 - 19: 4 1/2"
 - 20: 4 3/4"
 - 21: 5"
 - 22: 5 1/4"
 - 23: 5 1/2"
 - 24: 5 3/4"
 - 25: 6"
 - 26: 6 1/4"
 - 27: 6 1/2"
 - 28: 6 3/4"
 - 29: 7"
 - 30: 7 1/4"
 - 31: 7 1/2"
 - 32: 7 3/4"
 - 33: 8"
 - 34: 8 1/4"
 - 35: 8 1/2"
 - 36: 8 3/4"
 - 37: 9"
 - 38: 9 1/4"
 - 39: 9 1/2"
 - 40: 9 3/4"
 - 41: 10"
 - 42: 10 1/4"
 - 43: 10 1/2"
 - 44: 10 3/4"
 - 45: 11"
 - 46: 11 1/4"
 - 47: 11 1/2"
 - 48: 11 3/4"
 - 49: 12"
 - 50: 12 1/4"
 - 51: 12 1/2"
 - 52: 12 3/4"
 - 53: 13"
 - 54: 13 1/4"
 - 55: 13 1/2"
 - 56: 13 3/4"
 - 57: 14"
 - 58: 14 1/4"
 - 59: 14 1/2"
 - 60: 14 3/4"
 - 61: 15"
 - 62: 15 1/4"
 - 63: 15 1/2"
 - 64: 15 3/4"
 - 65: 16"
 - 66: 16 1/4"
 - 67: 16 1/2"
 - 68: 16 3/4"
 - 69: 17"
 - 70: 17 1/4"
 - 71: 17 1/2"
 - 72: 17 3/4"
 - 73: 18"
 - 74: 18 1/4"
 - 75: 18 1/2"
 - 76: 18 3/4"
 - 77: 19"
 - 78: 19 1/4"
 - 79: 19 1/2"
 - 80: 19 3/4"
 - 81: 20"
 - 82: 20 1/4"
 - 83: 20 1/2"
 - 84: 20 3/4"
 - 85: 21"
 - 86: 21 1/4"
 - 87: 21 1/2"
 - 88: 21 3/4"
 - 89: 22"
 - 90: 22 1/4"
 - 91: 22 1/2"
 - 92: 22 3/4"
 - 93: 23"
 - 94: 23 1/4"
 - 95: 23 1/2"
 - 96: 23 3/4"
 - 97: 24"
 - 98: 24 1/4"
 - 99: 24 1/2"
 - 100: 24 3/4"
 - 101: 25"
 - 102: 25 1/4"
 - 103: 25 1/2"
 - 104: 25 3/4"
 - 105: 26"
 - 106: 26 1/4"
 - 107: 26 1/2"
 - 108: 26 3/4"
 - 109: 27"
 - 110: 27 1/4"
 - 111: 27 1/2"
 - 112: 27 3/4"
 - 113: 28"
 - 114: 28 1/4"
 - 115: 28 1/2"
 - 116: 28 3/4"
 - 117: 29"
 - 118: 29 1/4"
 - 119: 29 1/2"
 - 120: 29 3/4"
 - 121: 30"
 - 122: 30 1/4"
 - 123: 30 1/2"
 - 124: 30 3/4"
 - 125: 31"
 - 126: 31 1/4"
 - 127: 31 1/2"
 - 128: 31 3/4"
 - 129: 32"
 - 130: 32 1/4"
 - 131: 32 1/2"
 - 132: 32 3/4"
 - 133: 33"
 - 134: 33 1/4"
 - 135: 33 1/2"
 - 136: 33 3/4"
 - 137: 34"
 - 138: 34 1/4"
 - 139: 34 1/2"
 - 140: 34 3/4"
 - 141: 35"
 - 142: 35 1/4"
 - 143: 35 1/2"
 - 144: 35 3/4"
 - 145: 36"
 - 146: 36 1/4"
 - 147: 36 1/2"
 - 148: 36 3/4"
 - 149: 37"
 - 150: 37 1/4"
 - 151: 37 1/2"
 - 152: 37 3/4"
 - 153: 38"
 - 154: 38 1/4"
 - 155: 38 1/2"
 - 156: 38 3/4"
 - 157: 39"
 - 158: 39 1/4"
 - 159: 39 1/2"
 - 160: 39 3/4"
 - 161: 40"
 - 162: 40 1/4"
 - 163: 40 1/2"
 - 164: 40 3/4"
 - 165: 41"
 - 166: 41 1/4"
 - 167: 41 1/2"
 - 168: 41 3/4"
 - 169: 42"
 - 170: 42 1/4"
 - 171: 42 1/2"
 - 172: 42 3/4"
 - 173: 43"
 - 174: 43 1/4"
 - 175: 43 1/2"
 - 176: 43 3/4"
 - 177: 44"
 - 178: 44 1/4"
 - 179: 44 1/2"
 - 180: 44 3/4"
 - 181: 45"
 - 182: 45 1/4"
 - 183: 45 1/2"
 - 184: 45 3/4"
 - 185: 46"
 - 186: 46 1/4"
 - 187: 46 1/2"
 - 188: 46 3/4"
 - 189: 47"
 - 190: 47 1/4"
 - 191: 47 1/2"
 - 192: 47 3/4"
 - 193: 48"
 - 194: 48 1/4"
 - 195: 48 1/2"
 - 196: 48 3/4"
 - 197: 49"
 - 198: 49 1/4"
 - 199: 49 1/2"
 - 200: 49 3/4"
 - 201: 50"
 - 202: 50 1/4"
 - 203: 50 1/2"
 - 204: 50 3/4"
 - 205: 51"
 - 206: 51 1/4"
 - 207: 51 1/2"
 - 208: 51 3/4"
 - 209: 52"
 - 210: 52 1/4"
 - 211: 52 1/2"
 - 212: 52 3/4"
 - 213: 53"
 - 214: 53 1/4"
 - 215: 53 1/2"
 - 216: 53 3/4"
 - 217: 54"
 - 218: 54 1/4"
 - 219: 54 1/2"
 - 220: 54 3/4"
 - 221: 55"
 - 222: 55 1/4"
 - 223: 55 1/2"
 - 224: 55 3/4"
 - 225: 56"
 - 226: 56 1/4"
 - 227: 56 1/2"
 - 228: 56 3/4"
 - 229: 57"
 - 230: 57 1/4"
 - 231: 57 1/2"
 - 232: 57 3/4"
 - 233: 58"
 - 234: 58 1/4"
 - 235: 58 1/2"
 - 236: 58 3/4"
 - 237: 59"
 - 238: 59 1/4"
 - 239: 59 1/2"
 - 240: 59 3/4"
 - 241: 60"
 - 242: 60 1/4"
 - 243: 60 1/2"
 - 244: 60 3/4"
 - 245: 61"
 - 246: 61 1/4"
 - 247: 61 1/2"
 - 248: 61 3/4"
 - 249: 62"
 - 250: 62 1/4"
 - 251: 62 1/2"
 - 252: 62 3/4"
 - 253: 63"
 - 254: 63 1/4"
 - 255: 63 1/2"
 - 256: 63 3/4"
 - 257: 64"
 - 258: 64 1/4"
 - 259: 64 1/2"
 - 260: 64 3/4"
 - 261: 65"
 - 262: 65 1/4"
 - 263: 65 1/2"
 - 264: 65 3/4"
 - 265: 66"
 - 266: 66 1/4"
 - 267: 66 1/2"
 - 268: 66 3/4"
 - 269: 67"
 - 270: 67 1/4"
 - 271: 67 1/2"
 - 272: 67 3/4"
 - 273: 68"
 - 274: 68 1/4"
 - 275: 68 1/2"
 - 276: 68 3/4"
 - 277: 69"
 - 278: 69 1/4"
 - 279: 69 1/2"
 - 280: 69 3/4"
 - 281: 70"
 - 282: 70 1/4"
 - 283: 70 1/2"
 - 284: 70 3/4"
 - 285: 71"
 - 286: 71 1/4"
 - 287: 71 1/2"
 - 288: 71 3/4"
 - 289: 72"
 - 290: 72 1/4"
 - 291: 72 1/2"
 - 292: 72 3/4"
 - 293: 73"
 - 294: 73 1/4"
 - 295: 73 1/2"
 - 296: 73 3/4"
 - 297: 74"
 - 298: 74 1/4"
 - 299: 74 1/2"
 - 300: 74 3/4"
 - 301: 75"
 - 302: 75 1/4"
 - 303: 75 1/2"
 - 304: 75 3/4"
 - 305: 76"
 - 306: 76 1/4"
 - 307: 76 1/2"
 - 308: 76 3/4"
 - 309: 77"
 - 310: 77 1/4"
 - 311: 77 1/2"
 - 312: 77 3/4"
 - 313: 78"
 - 314: 78 1/4"
 - 315: 78 1/2"
 - 316: 78 3/4"
 - 317: 79"
 - 318: 79 1/4"
 - 319: 79 1/2"
 - 320: 79 3/4"
 - 321: 80"
 - 322: 80 1/4"
 - 323: 80 1/2"
 - 324: 80 3/4"
 - 325: 81"
 - 326: 81 1/4"
 - 327: 81 1/2"
 - 328: 81 3/4"
 - 329: 82"
 - 330: 82 1/4"
 - 331: 82 1/2"
 - 332: 82 3/4"
 - 333: 83"
 - 334: 83 1/4"
 - 335: 83 1/2"
 - 336: 83 3/4"
 - 337: 84"
 - 338: 84 1/4"
 - 339: 84 1/2"
 - 340: 84 3/4"
 - 341: 85"
 - 342: 85 1/4"
 - 343: 85 1/2"
 - 344: 85 3/4"
 - 345: 86"
 - 346: 86 1/4"
 - 347: 86 1/2"
 - 348: 86 3/4"
 - 349: 87"
 - 350: 87 1/4"
 - 351: 87 1/2"
 - 352: 87 3/4"
 - 353: 88"
 - 354: 88 1/4"
 - 355: 88 1/2"
 - 356: 88 3/4"
 - 357: 89"
 - 358: 89 1/4"
 - 359: 89 1/2"
 - 360: 89 3/4"
 - 361: 90"
 - 362: 90 1/4"
 - 363: 90 1/2"
 - 364: 90 3/4"
 - 365: 91"
 - 366: 91 1/4"
 - 367: 91 1/2"
 - 368: 91 3/4"
 - 369: 92"
 - 370: 92 1/4"
 - 371: 92 1/2"
 - 372: 92 3/4"
 - 373: 93"
 - 374: 93 1/4"
 - 375: 93 1/2"
 - 376: 93 3/4"
 - 377: 94"
 - 378: 94 1/4"
 - 379: 94 1/2"
 - 380: 94 3/4"
 - 381: 95"
 - 382: 95 1/4"
 - 383: 95 1/2"
 - 384: 95 3/4"
 - 385: 96"
 - 386: 96 1/4"
 - 387: 96 1/2"
 - 388: 96 3/4"
 - 389: 97"
 - 390: 97 1/4"
 - 391: 97 1/2"
 - 392: 97 3/4"
 - 393: 98"
 - 394: 98 1/4"
 - 395: 98 1/2"
 - 396: 98 3/4"
 - 397: 99"
 - 398: 99 1/4"
 - 399: 99 1/2"
 - 400: 99 3/4"
 - 401: 100"
 - 402: 100 1/4"
 - 403: 100 1/2"
 - 404: 100 3/4"
 - 405: 101"
 - 406: 101 1/4"
 - 407: 101 1/2"
 - 408: 101 3/4"
 - 409: 102"
 - 410: 102 1/4"
 - 411: 102 1/2"
 - 412: 102 3/4"
 - 413: 103"
 - 414: 103 1/4"
 - 415: 103 1/2"
 - 416: 103 3/4"
 - 417: 104"
 - 418: 104 1/4"
 - 419: 104 1/2"
 - 420: 104 3/4"
 - 421: 105"
 - 422: 105 1/4"
 - 423: 105 1/2"
 - 424: 105 3/4"
 - 425: 106"
 - 426: 106 1/4"
 - 427: 106 1/2"
 - 428: 106 3/4"
 - 429: 107"
 - 430: 107 1/4"
 - 431: 107 1/2"
 - 432: 107 3/4"
 - 433: 108"
 - 434: 108 1/4"
 - 435: 108 1/2"
 - 436: 108 3/4"
 - 437: 109"
 - 438: 109 1/4"
 - 439: 109 1/2"
 - 440: 109 3/4"
 - 441: 110"
 - 442: 110 1/4"
 - 443: 110 1/2"
 - 444: 110 3/4"
 - 445: 111"
 - 446: 111 1/4"
 - 447: 111 1/2"
 - 448: 111 3/4"
 - 449: 112"
 - 450: 112 1/4"
 - 451: 112 1/2"
 - 452: 112 3/4"
 - 453: 113"
 - 454: 113 1/4"
 - 455: 113 1/2"
 - 456: 113 3/4"
 - 457: 114"
 - 458: 114 1/4"
 - 459: 114 1/2"
 - 460: 114 3/4"
 - 461: 115"
 - 462: 115 1/4"
 - 463: 115 1/2"
 - 464: 115 3/4"
 - 465: 116"
 - 466: 116 1/4"
 - 467: 116 1/2"
 - 468: 116 3/4"
 - 469: 117"
 - 470: 117 1/4"
 - 471: 117 1/2"
 - 472: 117 3/4"
 - 473: 118"
 - 474: 118 1/4"
 - 475: 118 1/2"
 - 476: 118 3/4"
 - 477: 119"
 - 478: 119 1/4"
 - 479: 119 1/2"
 - 480: 119 3/4"
 - 481: 120"
 - 482: 120 1/4"
 - 483: 120 1/2"
 - 484: 120 3/4"
 - 485: 121"
 - 486: 121 1/4"
 - 487: 121 1/2"
 - 488: 121 3/4"
 - 489: 122"
 - 490: 122 1/4"
 - 491: 122 1/2"
 - 492: 122 3/4"
 - 493: 123"
 - 494: 123 1/4"
 - 495: 123 1/2"
 - 496: 123 3/4"
 - 497: 124"
 - 498: 124 1/4"
 - 499: 124 1/2"
 - 500: 124 3/4"
 - 501: 125"
 - 502: 125 1/4"
 - 503: 125 1/2"
 - 504: 125 3/4"
 - 505: 126"
 - 506: 126 1/4"
 - 507: 126 1/2"
 - 508: 126 3/4"
 - 509: 127"
 - 510: 127 1/4"
 - 511: 127 1/2"
 - 512: 127 3/4"
 - 513: 128"
 - 514: 128 1/4"
 - 515: 128 1/2"
 - 516: 128 3/4"
 - 517: 129"
 - 518: 129 1/4"
 - 519: 129 1/2"
 - 520: 129 3/4"
 - 521: 130"
 - 522: 130 1/4"
 - 523: 130 1/2"
 - 524: 130 3/4"
 - 525: 131"
 - 526: 131 1/4"
 - 527: 131 1/2"
 - 528: 131 3/4"
 - 529: 132"
 - 530: 132 1/4"
 - 531: 132 1/2"
 - 532: 132 3/4"
 - 533: 133"
 - 534: 133 1/4"
 - 535: 133 1/2"
 - 536: 133 3/4"
 - 537: 134"
 - 538: 134 1/4"
 - 539: 134 1/2"
 - 540: 134 3/4"
 - 541: 135"
 - 542: 135 1/4"
 - 543: 135 1/2"
 - 544: 135 3/4"
 - 545: 136"
 - 546: 136 1/4"
 - 547: 136 1/2"
 - 548: 136 3/4"
 - 549: 137"
 - 550: 137 1/4"
 - 551: 137 1/2"
 - 552: 137 3/4"
 - 553: 138"
 - 554: 138 1/4"
 - 555: 138 1/2"
 - 556: 138 3/4"
 - 557: 139"
 - 558: 139 1/4"
 - 559: 139 1/2"
 - 560: 139 3/4"
 - 561: 140"
 - 562: 140 1/4"
 - 563: 140 1/2"
 - 564: 140 3/4"
 - 565: 141"
 - 566: 141 1/4"
 - 567: 141 1/2"
 - 568: 141 3/4"
 - 569: 142"
 - 570: 142 1/4"
 - 571: 142 1/2"
 - 572: 142 3/4"
 - 573: 143"
 - 574: 143 1/4"
 - 575: 143 1/2"
 - 576: 143 3/4"
 - 577: 144"
 - 578: 144 1/4"
 - 579: 144 1/2"
 - 580: 144 3/4"
 - 581: 145"
 - 582: 145 1/4"
 - 583: 145 1/2"
 - 584: 145 3/4"
 - 585: 146"
 - 586: 146 1/4"
 - 587: 146 1/2"
 - 588: 146 3/4"
 - 589: 147"
 - 590: 147 1/4"
 - 591: 147 1/2"
 - 592: 147 3/4"
 - 593: 148"
 - 594: 148 1/4"
 - 595: 148 1/2"
 - 596: 148 3/4"
 - 597: 149"
 - 598: 149 1/4"
 - 599: 149 1/2"
 - 600: 149 3/4"
 - 601: 150"
 - 602: 150 1/4"
 - 603: 150 1/2"
 - 604: 150 3/4"
 - 605: 151"
 - 606: 151 1/4"
 - 607: 151 1/2"
 - 608: 151 3/4"
 - 609: 152"
 - 610: 152 1/4"
 - 611: 152 1/2"
 - 612: 152 3/4"
 - 613: 153"
 - 614: 153 1/4"
 - 615: 153 1/2"
 - 616: 153 3/4"
 - 617: 154"
 - 618: 154 1/4"
 - 619: 154 1/2"
 - 620: 154 3/4"
 - 621: 155"
 - 622: 155 1/4"
 - 623: 155 1/2"
 - 624: 155 3/4"
 - 625: 156"
 - 626: 156 1/4"
 - 627: 156 1/2"
 - 628: 156 3/4"
 - 629: 157"
 - 630: 157 1/4"
 - 631: 157 1/2"
 - 632: 157 3/4"
 - 633: 158"
 - 634: 158 1/4"
 - 635: 158 1/2"
 - 636: 158 3/4"
 - 637: 159"
 - 638: 159 1/4"
 - 639: 159 1/2"
 - 640: 159 3/4"
 - 641: 160"
 - 642: 160 1/4"
 - 643: 160 1/2"
 - 644: 160 3/4"
 - 645: 161"
 - 646: 161 1/4"
 - 647: 161 1/2"
 - 648: 161 3/4"
 - 649: 162"
 - 650: 162 1/4"
 - 651: 162 1/2"
 - 652: 162 3/4"
 - 653: 163"
 - 654: 163 1/4"
 - 655: 163 1/2"
 - 656: 163 3/4"
 - 657: 164"
 - 658: 164 1/4"
 - 659: 164 1/2"
 - 660: 164 3/4"
 - 661: 165"
 - 662: 165 1/4"
 - 663: 165 1/2"
 - 664: 165 3/4"
 - 665: 166"
 - 666: 166 1/4"
 - 667: 166 1/2"
 - 668: 166 3/4"
 - 669: 167"
 - 670: 167 1/4"
 - 671: 167 1/2"
 - 672: 167 3/4"
 - 673: 168"
 - 674: 168 1/4"
 - 675: 168 1/2"
 - 676: 168 3/4"
 - 677: 169"
 - 678: 169 1/4"
 - 679: 169 1/2"
 - 680: 169 3/4"
 - 681: 170"
 - 682: 170 1/4"
 - 683: 170 1/2"
 - 684: 170 3/4"
 - 685: 171"
 - 686: 171 1/4"
 - 687: 171 1/2"
 - 688: 171 3/4"
 - 689: 172"
 - 690: 172 1/4"
 - 691: 172 1/2"
 - 692: 172 3/4"
 - 693: 173"
 - 694: 173 1/4"
 - 695: 173 1/2"
 - 696: 173 3/4"
 - 697: 174"
 - 698: 174 1/4"
 - 699: 174 1/2"
 - 700: 174 3/4"
 - 701: 175"
 - 702: 175 1/4"
 - 703: 175 1/2"
 - 704: 175 3/4"
 - 705: 176"
 - 706: 176 1/4"
 - 707: 176 1/2"
 - 708: 176 3/4"
 - 709: 177"
 - 710: 177 1/4"
 - 711: 177 1/2"
 - 712: 177 3/4"
 - 713: 178"
 - 714: 178 1/4"
 - 715: 178 1/2"
 - 716: 178 3/4"
 - 717: 179"
 - 718: 179 1/4"
 - 719: 179 1/2"
 - 720: 179 3/4"
 - 721: 180"
 - 722: 180 1/4"
 - 723: 180 1/2"
 - 724: 180 3/4"
 - 725: 181"
 - 726: 181 1/4"
 - 727: 181 1/2"
 - 728: 181 3/4"
 - 729: 182"
 - 730: 182 1/4"
 - 731: 182 1/2"
 - 732: 182 3/4"
 - 733: 183"
 - 734: 183 1/4"
 - 735: 183 1/2"
 - 736: 183 3/4"
 - 737: 184"
 - 738: 184 1/4"
 - 739: 184 1/2"
 - 740: 184 3/4"
 - 741: 185"
 - 742: 185 1/4"
 - 743: 185 1/2"
 - 744: 185 3/4"
 - 745: 186"
 - 746: 186 1/4"
 - 747: 186 1/2"
 - 748: 186 3/4"
 - 749: 187"
 - 750: 187 1/4"
 - 751:



Chief
Related Companies
60 Columbus Circle
New York, NY 10023
TEL: 212.801.1000 FAX: 212.801.1048

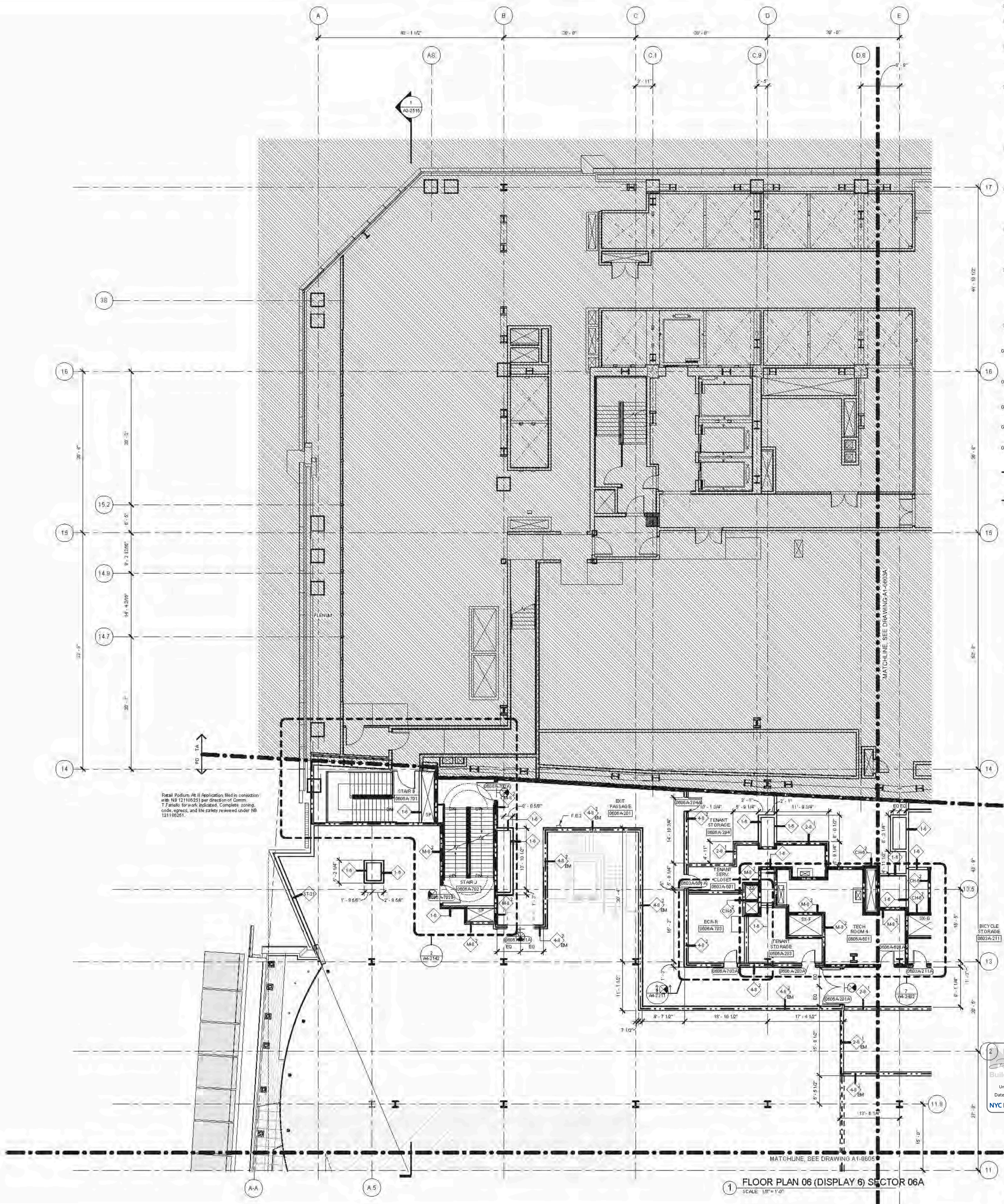
Global Properties Group
320 Park Avenue, 17th Floor
New York, NY 10022
TEL: 212.866.7514 FAX: 212.986.7510

Architect
Kohn Pedersen Fox Associates
11 West 42nd Street
New York, New York 10036
TEL: 212.977.6500 FAX: 212.956.2526

Structural Engineer
Thorburn Tomasek Inc.
51 Madison Avenue
New York, New York 10017
TEL: 917.661.7800 FAX: 718.661.7801

Mechanical, Electrical, Plumbing, Fire Protection
Janos Baum & Bolles Consulting Engineers
80 Pine Street
New York, NY 10013
TEL: 212.530.9300 FAX: 212.269.5894

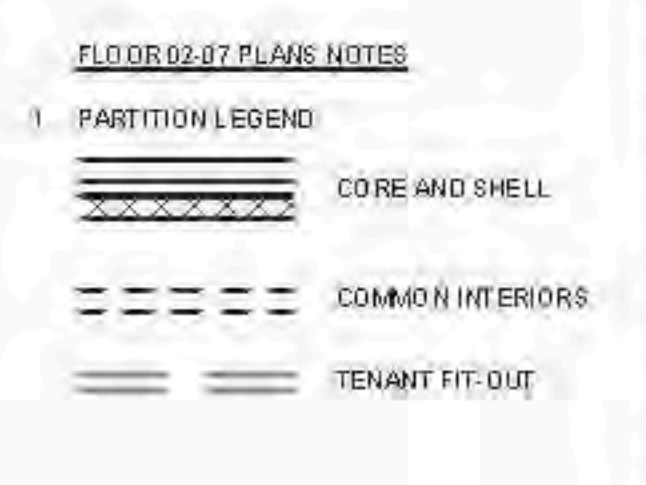
Retail Interior Design & Planning
Ellis+Manfredi
300 A Street
Boston, MA 02210
TEL: 617.426.1300



- AS-SERIES GENERAL NOTES**
- D1. SEE DRAWING A6-0101 FOR PARTITION SCHEDULE AND SYMBOL DESCRIPTION.
 - D2. SEE SPECIFICATION FOR COMPLIANCE EQUIPMENT SCHEDULE AND DRAWING A4-0101 FOR STAIR SCHEDULE AND STAIR COMPONENT TYPES.
 - D3. SLOPING BRICKLINES ARE INDICATED THUSLY.
 - D4. FIRE-RATED PARTITIONS ARE INDICATED:
1-HOUR: [Symbol]
2-HOUR: [Symbol]
3-HOUR: [Symbol]
SEE AN-SERIES ENLARGED CORE PLANS FOR SPECIFIC PARTITION TYPES NOT IDENTIFIED IN THIS PLAN SERIES.
 - D5. FOR TOWER A SPECIFIC INFORMATION IN SECTIONS 04.8 & 06, REFER TO AS-SERIES DWGS ENDING IN 048 AND 068. FOR RETAIL PODIUM SPECIFIC INFORMATION IN SECTIONS 0.8 & 09, REFER TO AS-SERIES DWGS ENDING IN 08A AND 09A.
 - D6. ALL FIRE STAIRS ENCLOSURES IN SECTIONS 0.1, 0.2, 0.3A, 0.4, 0.5, AND 0.6A CONSIST OF 2-HOUR MASONRY U.O.N. INDICATED THUSLY.
 - D7. INTAKE AND EXHAUST SHWFT ENCLOSURES SUPPORTING PLATFORM SPACES CONSIST OF 3-HOUR MASONRY INDICATED THUSLY.
 - D8. 2-HR RATED INTERIOR SEPARATION FOR INITIAL T.C.O. BETWEEN TOWER A AND RETAIL PODIUM IS INDICATED THUSLY.
 - D9. REFER TO A6-1001 THROUGH A6-1004 SERIES DWGS FOR EXTERIOR SCOPE SEPARATION BETWEEN TA AND PD.
 - D10. ELEVATOR SILLS, STAIR LANDING, AND SERVICE ELEVATOR Lobbies SHALL ALIGN WITH THE TOP OF FINISH FLOOR, U.O.N.
 - D11. REFER TO A0-SERIES FINISH PLANS FOR CONCRETE TOP FLOOR SLAB, EQUIPMENT PADS, CURBS, FLOOR COATINGS, AND WALL PROTECTION.
 - D12. REFER TO A6-SERIES FOR CORE & SHELL BEILING ASSEMBLIES AND ENCLOSED OVERHEAD MECH. SHWFT OFFSETS.
 - D13. INSULATION, SEE BUILDING SECTIONS FOR INFO, SEE FINISH SCHEDULE FOR TYPE.
 - D14. PARTITIONS SHOWN WITHOUT SET-OUT DIMENSIONS AND LOCATED AT A GRIDLINE ARE TO BE LOCATED THUSLY.

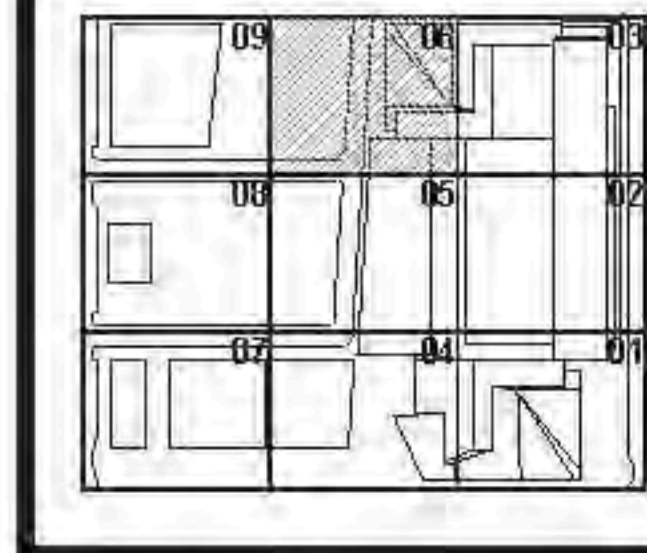


Retail Podium #6 (Application filed in connection with NB 12118020) per direction of Council. T-Finals for work indicated. Complete zoning, code, agency, and file status reviewed under NB 12118020.



2 Damian Titus
APPROVED
Under Directive 2 of 2015
Date: 06/22/2015
NYC Development Hub

1. D.O.B. BUILDING PERMIT PLNO 120020.H
Scale: 1/8" = 1'-0"



12/10/2014
1736
NYC Development Hub

HYE-TA-A1-0606A

**FLOOR PLAN 06
(DISPLAY 6) SECTOR
06A**

Drawing Number
A1-0606A
Sheet Drawing Number
A-167.00

- D1. SEE DRAWING A6-010X SERIES FOR PARTITION SCHEDULE AND SYMBOL DESCRIPTION.
- D2. SEE SPECIFICATION FOR CONVEYANCE EQUIPMENT SCHEDULE AND DRAWING A6-010X SERIES FOR STAIR SCHEDULE AND STAIR COMPONENT TYPES.
- D3. SLOPING GRIDLINES ARE INDICATED THUSLY:
- D4. FIRE RATED PARTITIONS ARE INDICATED:
 1-HOUR:
 2-HOUR:
 3-HOUR:
 SEE A SERIES ENLARGED CORE PLANS FOR SPECIFIC PARTITION TYPES NOT IDENTIFIED IN THIS PLAN SERIES.
- D5. FOR TOWER A'S SPECIFIC INFORMATION IN SECTORS 01 & 02, REFER TO ALL SERIES DWGS ENDING IN 01 & 02. FOR RETAIL PODIUM SPECIFIC INFORMATION IN SECTORS 03 & 08, REFER TO A1-SERIES DWGS ENDING IN 03 & 08.
- D6. ALL FIRE STAIRS ENCLOSURES IN SECTORS 01, 02, 03A, 04, 05, AND 06A, CONSIST OF 2-HOUR MASONRY (I.D.N.).
- D7. ALL GHS AT FIRE STAIR ENCLOSURES AND ELEVATOR HOISTWAY ENCLOSURES SHALL BE IMPACT RESISTANT.
- D8. INTAKE AND EXHAUST SHAFT ENCLOSURES SUPPORTING PLATFORM SPACES CONSIST OF 2-HOUR MASONRY.
- D9. 3-HR RATED INTERIOR SEPARATION FOR INITIAL T.C.O. BETWEEN TOWER A AND RETAIL PODIUM IS INDICATED THUSLY:
- D10. REFER TO A2-300X SERIES DWGS FOR EXTERIOR SCOPE SEPARATION BETWEEN TA AND PD.
- D11. REFER TO S SERIES DWGS FOR EDGE OF SLAB INFORMATION.

HUDSON YARDS - RETAIL PODIUM AND TOWER A
New York, NY

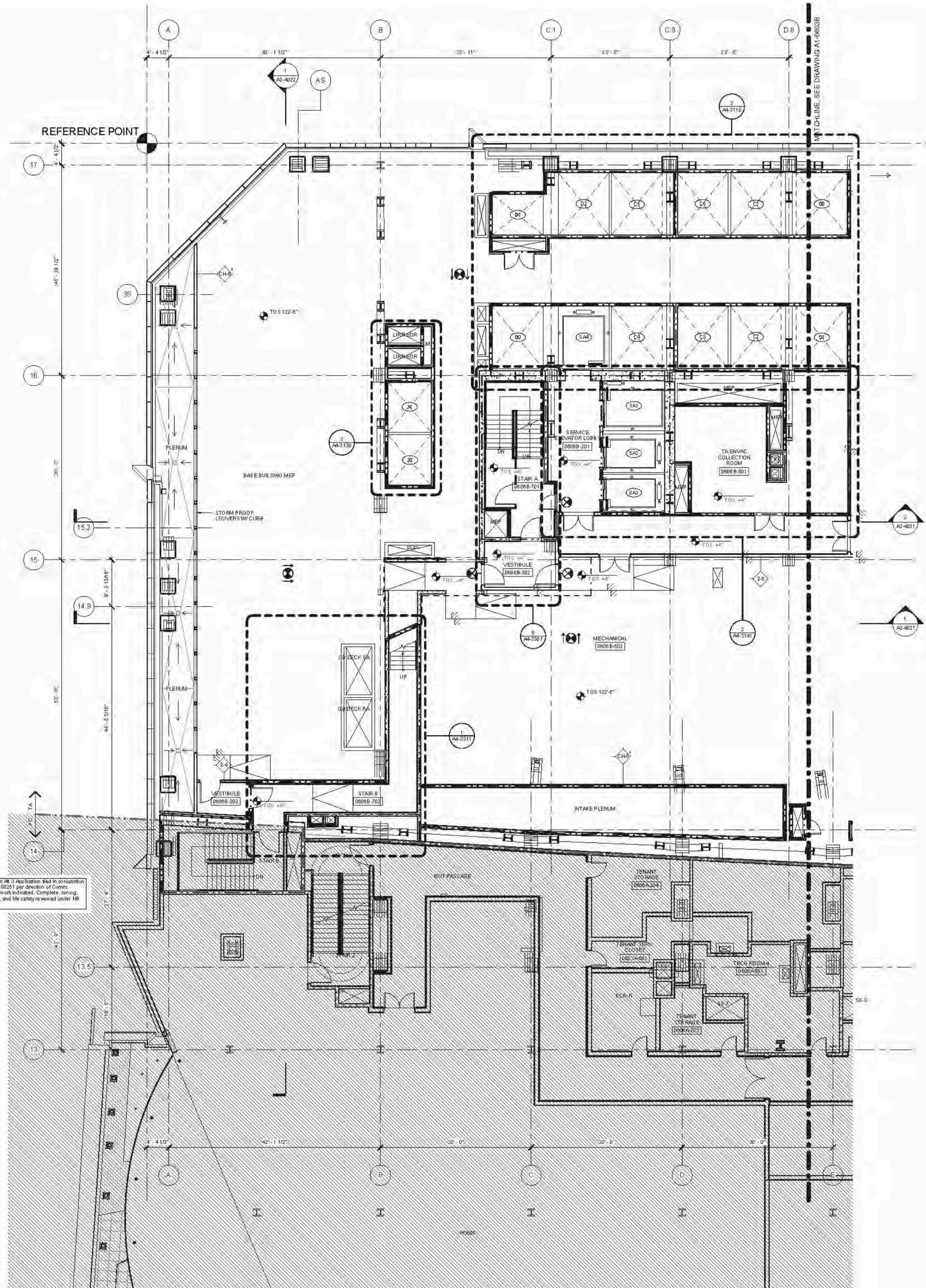
Client
Related Companies
60 Columbus Circle
New York, NY 10023
TEL: 212.801.1000 FAX: 212.801.1048

Contract Properties Group
200 Park Avenue, 17th Floor
New York, NY 10022
TEL: 212.966.7514 FAX: 212.966.7510

Architect
Kohn Pedersen Fox Assoc. Inc. PC
Architects & Planning Consultants
11 West 42nd Street
New York, New York 10036
TEL: 212.977.6000 FAX: 212.956.2526

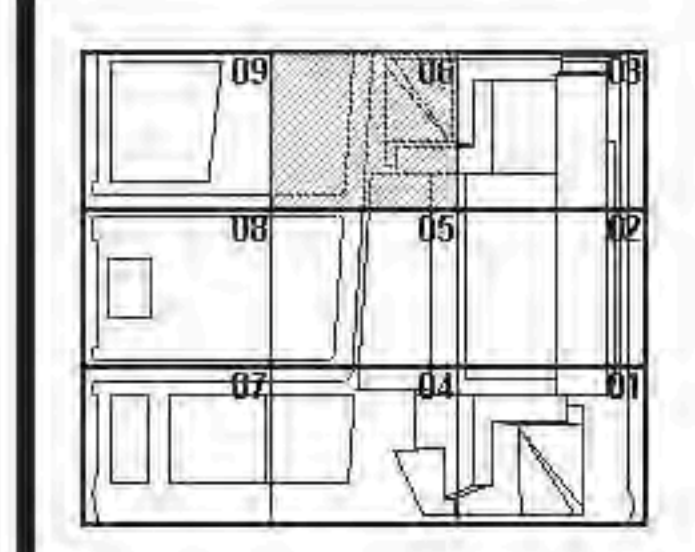
Structural Engineer
Thomson Townsend, Inc.
21 Madison Avenue
New York, New York 10010
TEL: 917.661.7800 FAX: 718.661.7801

Mechanical, Electrical, Plumbing, Fire Protection
Janis Baum & Bolles Consulting Engineers
80 Pine Street
New York, NY 10013
TEL: 212.530.9300 FAX: 212.269.5894



Retail Podium #6 (1) Application filed in connection with NY 121186201 per direction of Court. If Panels for work included, Complete, zoning, code, egress, and life safety reviewed under NY 121186201.

D.O.B. BUILDING PERMIT #1290 12/02/09



Damian Titus

 APPROVED
 Under Directive 2 of 2015
 Date: 04/22/2015
 NYC Development Hub

Project No: 12102014
 Sheet No: 1776
 Date: 04/22/2015
 HYE - TA - A1-0606B

**FLOOR PLAN 06 MECH
SECTOR 06B
(MARKETING 06)**

Drawing Number
A1-0606B
 Sheet Drawing Number
A-168.00

1 FLOOR PLAN 06 (DISPLAY 06) SECTOR 06
1/8" = 1'-0"



FLOOR PLAN 06 MECH (DISPLAY 06) SECTOR 06
 CAMP#R#1776_HYE_TA_A1-0606B_20141008_D08 PROCEL_1main.dwg
 4/18/2015 9:31:24 AM



Client
Related Companies
60 Columbus Circle
New York, NY 10023
TEL: 212.801.1000 FAX: 212.801.1048

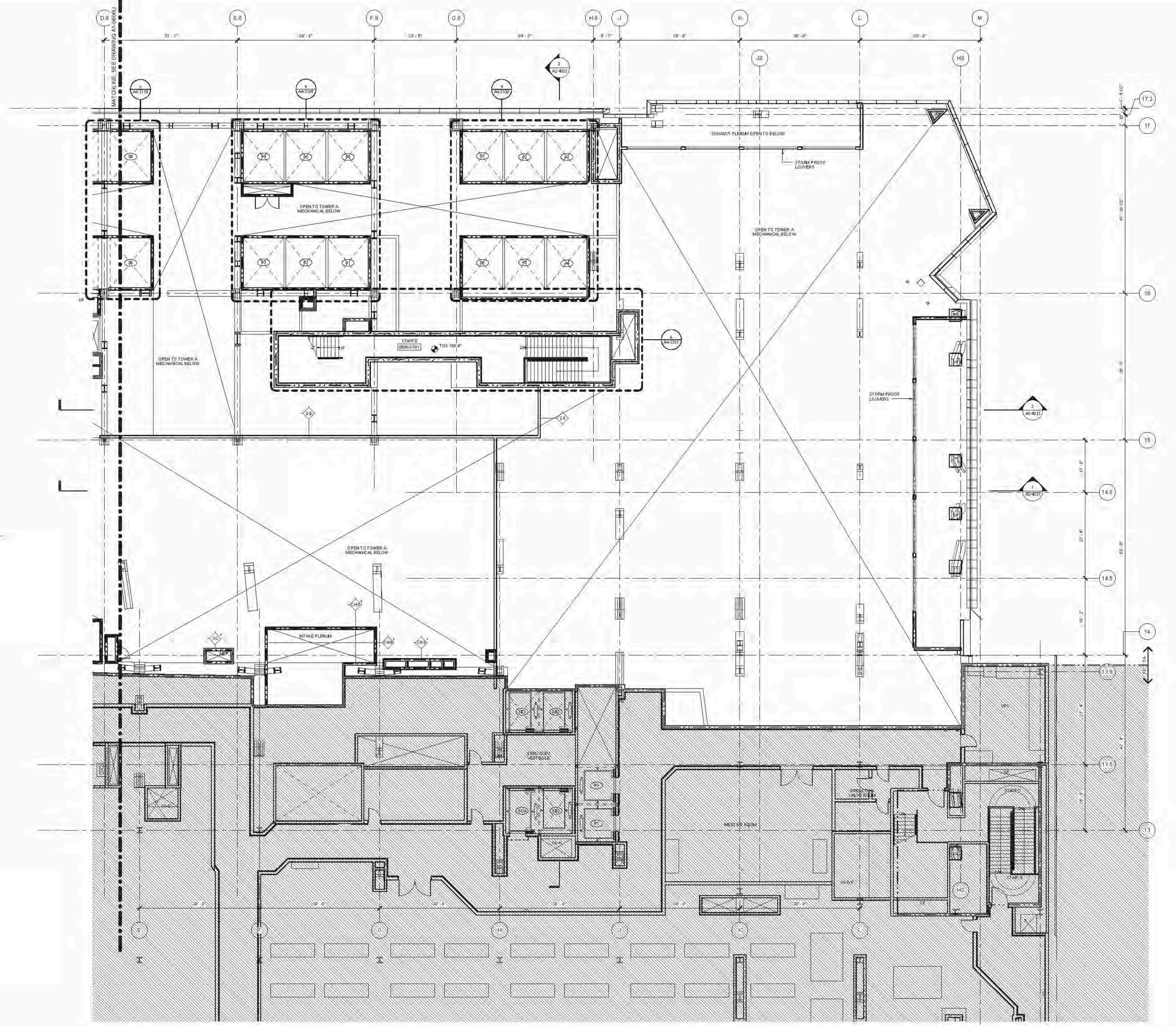
Contract Properties Group
320 Park Avenue, 17th Floor
New York, NY 10022
TEL: 212.966.7314 FAX: 212.966.7310

Architect
Kohn Pedersen Fox Assoc. Inc. PC
Architects & Planning Consultants
11 West 42nd Street
New York, New York 10036
TEL: 212.977.6200 FAX: 212.966.2526

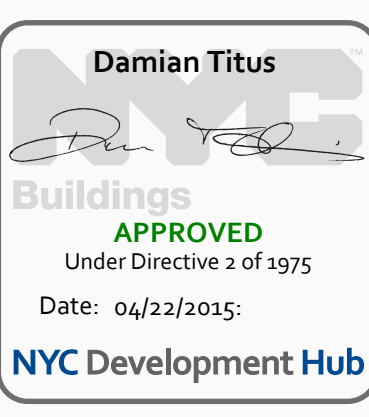
Structural Engineer
Thomson Townsend, Inc.
21 Madison Avenue
New York, New York 10010
TEL: 917.661.7800 FAX: 718.661.7801

Mechanical, Electrical, Plumbing, Fire Protection
James Baum & Bolles Consulting Engineers
80 Pine Street
New York, NY 10013
TEL: 212.530.9300 FAX: 212.269.5894

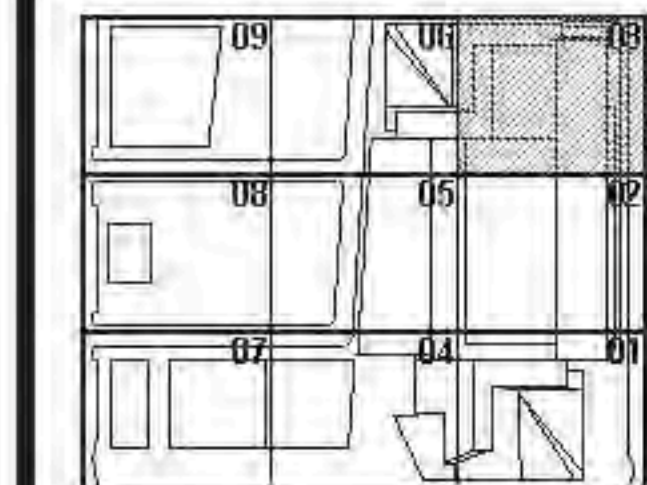
- ALSERIES GENERAL NOTES**
- SEE DRAWING A6-010X SERIES FOR PARTITION SCHEDULE AND SYMBOL DESCRIPTION.
 - SEE SPECIFICATION FOR CONVEYANCE EQUIPMENT SCHEDULE AND DRAWING A6-010X FOR STAIR SCHEDULE AND STAIR COMPONENT TYPES.
 - SLOPING GRIDLINES ARE INDICATED THUSLY:
 - FIRE RATED PARTITIONS ARE INDICATED:
1-HOUR:
2-HOUR:
3-HOUR:
 - SEE ASERIES ENLARGED CORE PLANS FOR SPECIFIC PARTITION TYPES NOT IDENTIFIED IN THIS PLAN SERIES.
 - FOR TOWER A SPECIFIC INFORMATION IN SECTIONS 01, 02, 03A, 04, 05, AND 06A, CONSULT OF 2 HOUR MASONRY (I.D.N.).
 - ALL FIRE STAIRS ENCLOSURES IN SECTORS 01, 02, 03A, 04, 05, AND 06A, CONSIST OF 2 HOUR MASONRY (I.D.N.).
 - ALL GMR AT FIRE STAIR ENCLOSURES AND ELEVATOR HOISTWAY ENCLOSURES SHALL BE IMPACT RESISTANT.
 - INTAKE AND EXHAUST SHAFT ENCLOSURES SUPPORTING PLATFORM SPACES CONSIST OF 2 HOUR MASONRY.
 - 3 HR RATED INTERIOR SEPARATION FOR INITIAL T.C.O. BETWEEN TOWER A AND RETAIL PODIUM IS INDICATED THUSLY:
 - REFER TO A6-300X SERIES DWGS FOR EXTERIOR SCOPE SEPARATION BETWEEN TA AND PD.
 - REFER TO S SERIES DWGS FOR EDGE OF SLAB INFORMATION.



1 FLOOR PLAN 06 UPPER, SECTOR 03
SCALE: 1/8" = 1'-0"



D.O.B. BUILDING PERMIT PLN 120029H



HYE - TA - A1-0603U

FLOOR PLAN 06 UPPER
MECH SECTOR 03

Drawing Number
A1-0603U
Sheet Number
A-169.00

11/08/2014
 12/02/2014 12:56:46 PM
 FLOOR PLANS (MECHANICAL SECTORS 03)
 CAMPBELL/1076_A1E1_TAI_P1F_CORE_20141005_D08_PROZEMIL_inland.ctb



Client
Related Companies
60 Columbus Circle
New York, NY 10023
TEL: 212.801.1000 FAX: 212.801.1048

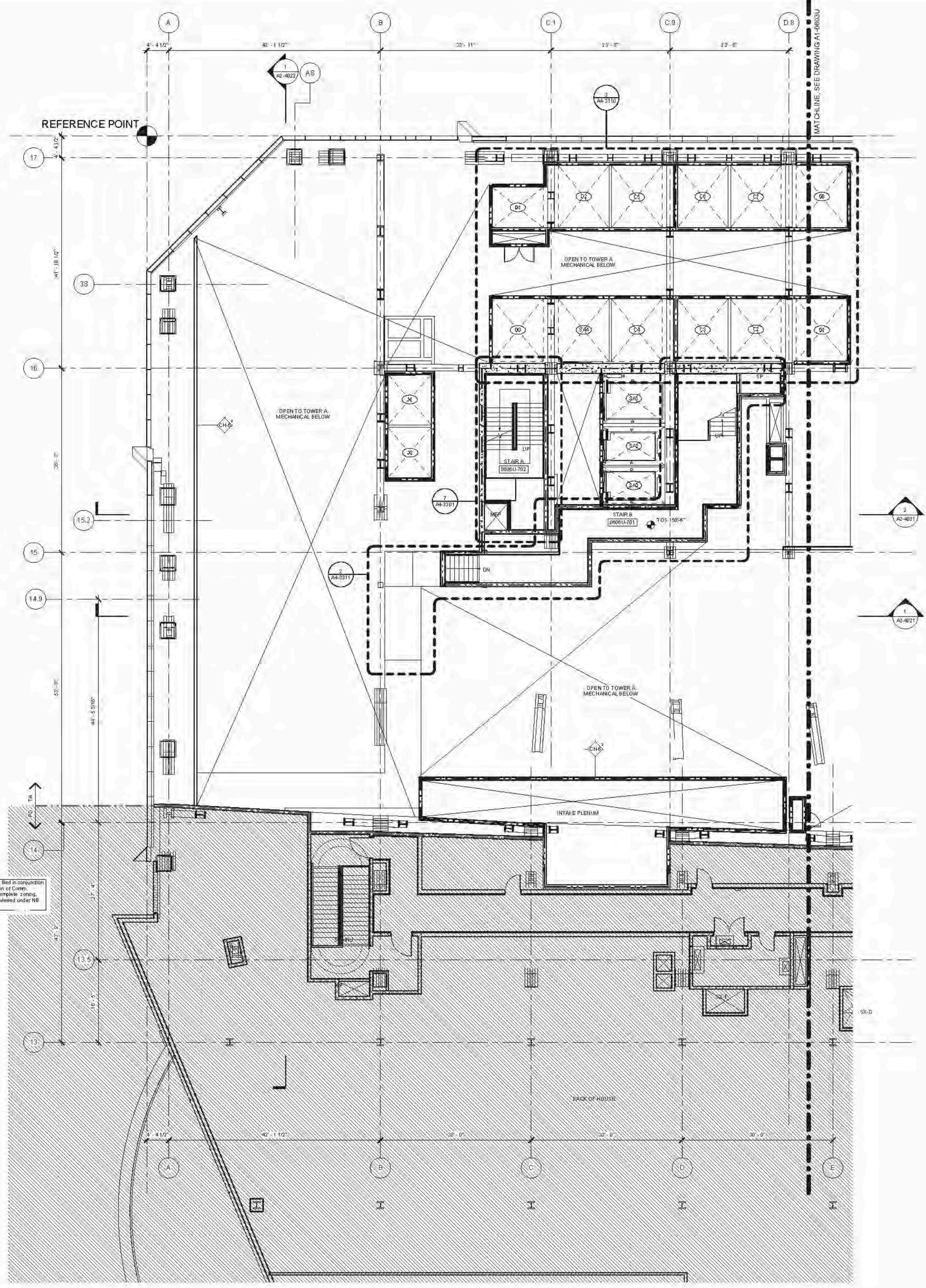
Contract Properties Group
200 Park Avenue, 17th Floor
New York, NY 10022
TEL: 212.966.7114 FAX: 212.966.7510

Architect
Kohn Pedersen Fox Assoc. Inc. PC
Architects & Planning Consultants
11 West 42nd Street
New York, New York 10036
TEL: 212.977.6000 FAX: 212.956.2526

Structural Engineer
Thomson Townsend, Inc.
21 Madison Avenue
New York, New York 10010
TEL: 917.661.7800 FAX: 718.661.7801

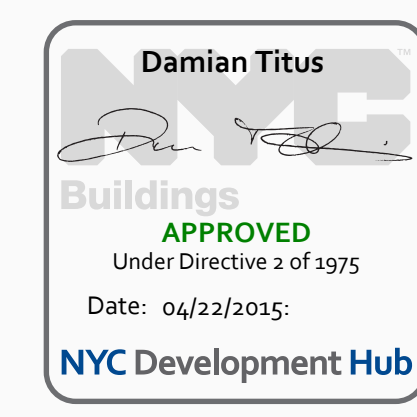
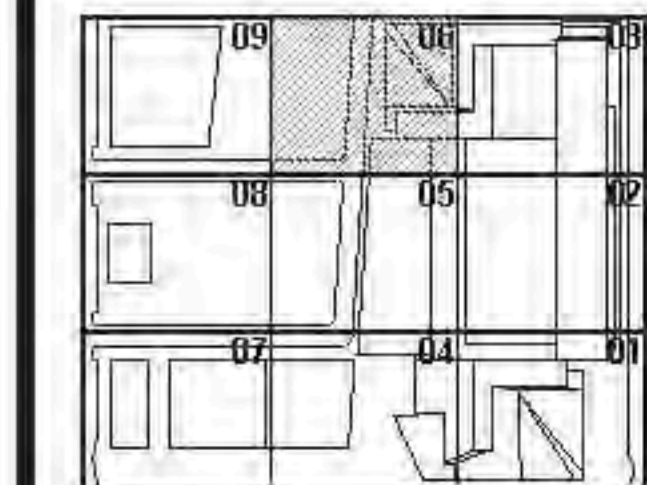
Mechanical, Electrical, Plumbing, Fire Protection
Jane Baum & Bolles Consulting Engineers
80 Pine Street
New York, NY 10013
TEL: 212.530.9300 FAX: 212.269.5894

- ALSERIES GENERAL NOTES**
- SEE DRAWING A0-010X SERIES FOR PARTITION SCHEDULE AND SYMBOL DESCRIPTION.
 - SEE SPECIFICATION FOR CONVEYANCE EQUIPMENT SCHEDULE AND DRAWING AHEAD FOR STAIR SCHEDULE AND STAIR COMPONENT TYPES.
 - SLOPING GRIDLINES ARE INDICATED THUSLY:
 - FIRE RATED PARTITIONS ARE INDICATED:
1-HOUR:
2-HOUR:
3-HOUR:
 - SEE A-SERIES ENLARGED CORE PLANS FOR SPECIFIC PARTITION TYPES NOT IDENTIFIED IN THIS PLAN SERIES.
 - FOR TOWER A'S SPECIFIC INFORMATION IN SECTORS 01 & 06, REFER TO A-SERIES DWG'S ENDING IN 01 & 06. FOR RETAIL PODIUM SPECIFIC INFORMATION IN SECTORS 03 & 08, REFER TO A-SERIES DWG'S ENDING IN 03 & 08.
 - ALL FIRE STAIRS ENCLOSURES IN SECTORS 01, 02, 03A, 04, 05, AND 06A, CONSIST OF 2-HOUR MASONRY (I.D.N.).
 - ALL GMR AT FIRE STAIR ENCLOSURES AND ELEVATOR HOISTWAY ENCLOSURES SHALL BE IMPACT RESISTANT.
 - INTAKE AND EXHAUST SHAFT ENCLOSURES SUPPORTING PLATFORM SPACES CONSIST OF 2-HOUR MASONRY.
 - 3-HR. RATED INTERIOR SEPARATION FOR INITIAL T.C.D. BETWEEN TOWER A AND RETAIL PODIUM IS INDICATED THUSLY:
 - REFER TO A0-300X SERIES DWG'S FOR INTERIOR SCOPE SEPARATION BETWEEN TA AND PD.
 - REFER TO S-SERIES DWG'S FOR EDGE OF SLAB INFORMATION.



Retail Podium A1-11 Application filed in conjunction with NB 121184221 per direction of Comm. T Panels for work indicated. Complete zoning, code, sign, and fire safety reviewed under NB 121186251.

D.O.B. BUILDING PERMIT PLD-20 12/02/14
Exempt
Date



Project No: 12102014
Sheet No: 1736
Date: 06/22/2015

HYE - TA - A1-0606U

FLOOR PLAN 06 UPPER MECH SECTOR 06

Drawing Number: A1-0606U
Sheet Number: A-170.00
SHEET 71 OF 500

FLOOR PLAN 06 UPPER, SECTOR 06
1/8" = 1'-0"





Client
Related Companies
60 Columbus Circle
New York, NY 10023
TEL: 212.801.1000 FAX: 212.801.1048

General Contractor
320 Park Avenue, 17th Floor
New York, NY 10022
TEL: 212.966.7514 FAX: 212.966.7510

Architect
Kohn Pedersen Fox Associates
11 West 42nd Street
New York, New York 10036
TEL: 212.977.6500 FAX: 212.956.2526

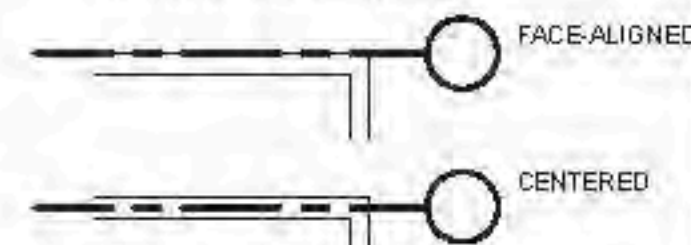
Structural Engineer
Thornton Tomasetti, Inc.
51 Madison Avenue
New York, New York 10010
TEL: 917.661.7800 FAX: 718.661.7801

Mechanical, Electrical, Plumbing, Fire Protection
Janos Baum & Bolles Consulting Engineers
80 Pine Street
New York, NY 10038
TEL: 212.520.9300 FAX: 212.269.5804

Retail Interior Design & Planning
Ellen-Monfredi
330A Street
Boston, MA 02210
TEL: 617.426.1300

AL-SERIES GENERAL NOTES

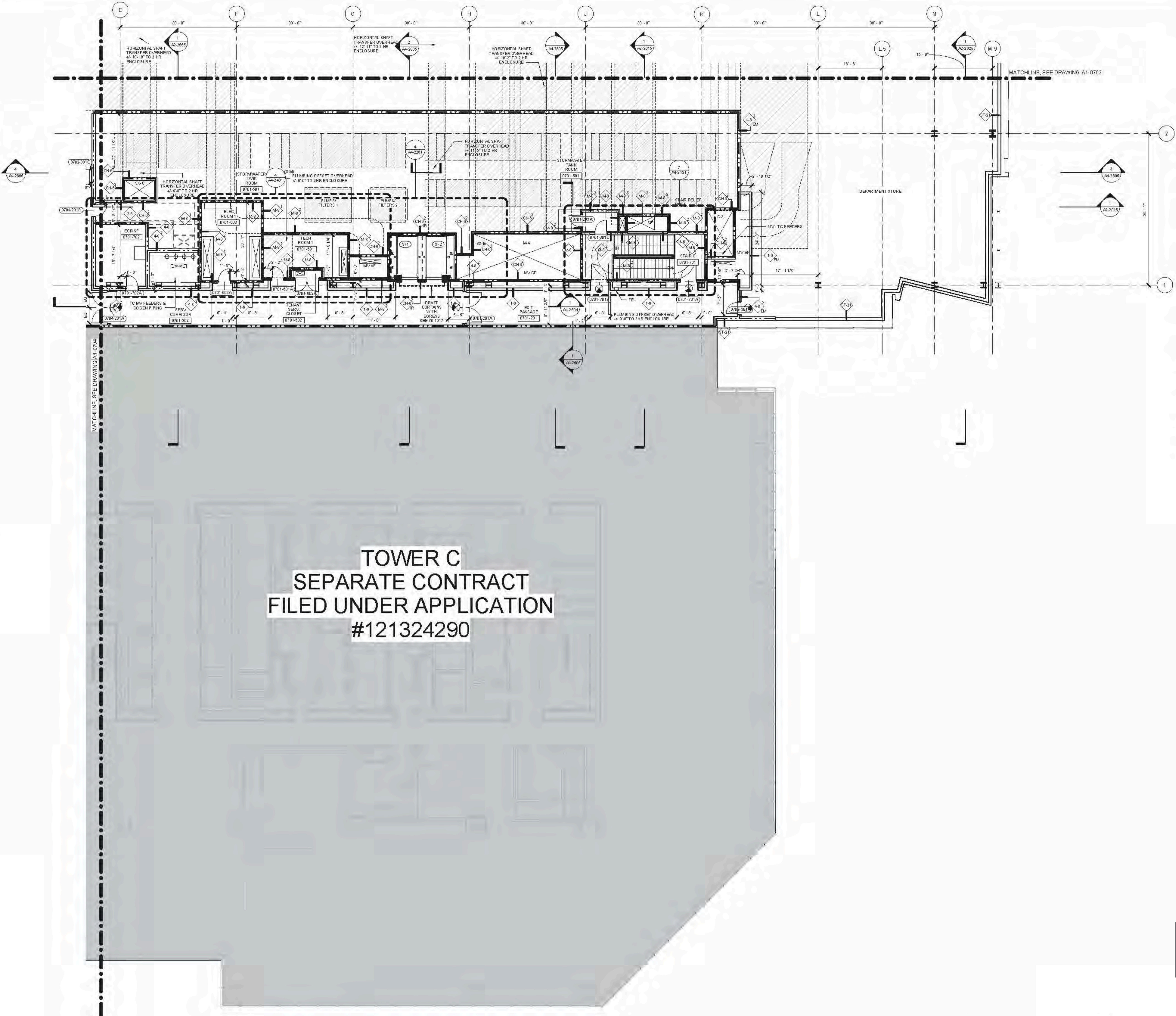
- SEE DRAWING A6-0101 FOR PARTITION SCHEDULE AND SYMBOL DESCRIPTION.
- SEE SPECIFICATION FOR COMPLIANCE EQUIPMENT SCHEDULE AND DRAWING A4-0101 FOR STAIR SCHEDULE AND STAIR COMPONENT TYPES.
- SLOPING GRIDLINES ARE INDICATED THUSLY:
- FIRE-RATED PARTITIONS ARE INDICATED:
1-HOUR:
2-HOUR:
3-HOUR:
SEE A4-SERIES ENLARGED CORE PLANS FOR SPECIFIC PARTITION TYPES NOT IDENTIFIED IN THIS PLAN SERIES.
- FOR TOWER A SPECIFIC INFORMATION IN SECTORS 03 & 04, REFER TO A1-SERIES DWG'S ENDS W/DS AND 05A FOR RETAIL PODIUM SPECIFIC INFORMATION IN SECTORS 05 & 06, REFER TO A1-SERIES DWG'S ENDS W/DS AND 05A.
- ALL FIRE STAIRS ENCLOSURES IN SECTORS 01, 02, 03A, 04, 05 AND 06A CONSIST OF 2-HOUR MASONRY U.O.N. INDICATED THUSLY:
- INTAKE AND EXHAUST SHAFT ENCLOSURES SUPPORTING PLATFORM SPACES CONSIST OF 3-HOUR MASONRY INDICATED THUSLY:
- 2-HR RATED INTERIOR SEPARATION FOR INITIAL T.C.O. BETWEEN TOWER A AND RETAIL PODIUM IS INDICATED THUSLY:
- REFER TO A6-1001 THROUGH A6-1004 SERIES DWG'S FOR EXTERIOR SCOPE SEPARATION BETWEEN TA AND PD.
- ELEVATOR SILLS, STAIR LANDINGS, AND SERVICE ELEVATOR LOBBIES SHALL ALIGN WITH THE TOP OF FINISH FLOOR, UO.N.
- REFER TO A2-SERIES FINISH PLANS FOR CONCRETE TOPPING SLAB, EQUIPMENT PADS, CURBS, FLOOR COATINGS, AND WALL PROTECTION.
- REFER TO A6-SERIES FOR CORE & SHELL CEILING ASSEMBLIES AND ENCLOSED OVERHEAD MECH. SHAFT OFFSETS.
- REFER TO 58-SERIES FOR ALL EDGE OF STRUCTURAL SLAB DIMENSIONS.
- INSULATION, SEE BUILDING SECTIONS FOR INFO, SEE FINISH SCHEDULE FOR TYPE.
- PARTITIONS SHOWN WITHOUT SET-OUT DIMENSIONS AND LOCATED AT A GRIDLINE ARE TO BE LOCATED THUSLY:



FLOOR 07 PLANE NOTES

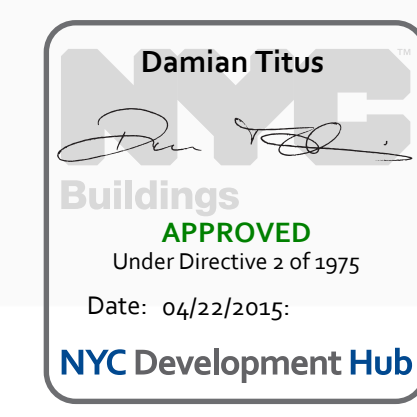
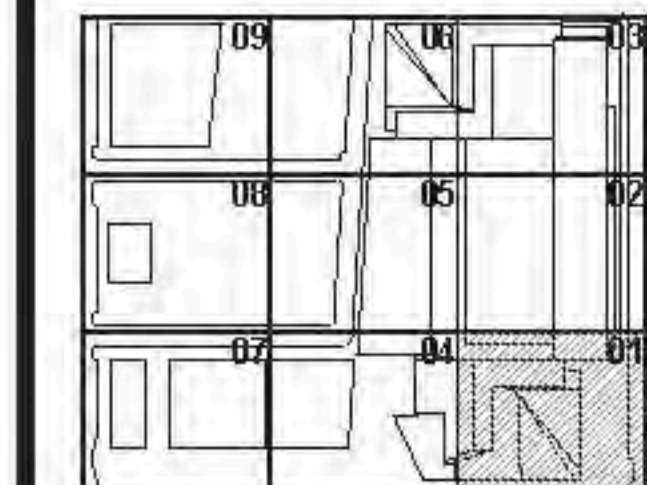
- PARTITION LEGEND:

CORE AND SHELL
COMMON INTERIORS
TENANT FIT-OUT



TOWER C
SEPARATE CONTRACT
FILED UNDER APPLICATION
#121324290

D.O.B. BUILDING PERMIT #1210 12/10/2014



HYE - TA - A1-0701

FLOOR PLAN 07
(DISPLAY 7) SECTOR 01

Sheet Number
A1-0701
Drawing Number
A-171.00

1 FLOOR PLAN 07 (DISPLAY 7) SECTOR 01
SCALE: 1/8" = 1'-0"



FLOOR PLAN 07 (DISPLAY 7) SECTOR 01
DATE: 12/10/2014 2:30:08 PM
C:\P\B\A1-0701_HYE_PD_A1-0701_CORE_03A110_01_01.dwg
4/10/2015 2:30:08 PM



Client
Related Companies
60 Columbus Circle
New York, NY 10023
TEL: 212.801.1000 FAX: 212.801.1048

General Properties Group
320 Park Avenue, 17th Floor
New York, NY 10022
TEL: 212.966.7514 FAX: 212.966.7510

Architect
Kohn Pedersen Fox Associates
11 West 42nd Street
New York, New York 10036
TEL: 212.977.6500 FAX: 212.956.2526

Structural Engineer
Thorburn Tomasetti, Inc.
51 Madison Avenue
New York, New York 10010
TEL: 917.661.7800 FAX: 212.661.7801

Mechanical, Electrical, Plumbing, Fire Protection
Janos Baum & Boltes Consulting Engineers
80 Pine Street
New York, NY 10003
TEL: 212.530.9300 FAX: 212.269.3894

Retail Interior Design & Planning
Ellen Manfredi
300 A Street
Boston, MA 02210
TEL: 617.426.1300

A1-SERIES GENERAL NOTES

- SEE DRAWING A6-0101 FOR PARTITION SCHEDULE AND SYMBOL DESCRIPTION.
- SEE SPECIFICATION FOR COMPLIANCE EQUIPMENT SCHEDULE AND DRAWING A4-0101 FOR STAIR SCHEDULE AND STAIR COMPONENT TYPES.
- SLOPING GRIDLINES ARE INDICATED THIS WAY:
- FIRE-RATED PARTITIONS ARE INDICATED:
1-HOUR:
2-HOUR:
3-HOUR:
SEE A1-SERIES ENLARGED CORE PLANS FOR SPECIFIC PARTITION TYPES NOT IDENTIFIED IN THIS PLAN SERIES.
- FOR TOWER A SPECIFIC INFORMATION IN SECTIONS 01 & 02, REFER TO A1-SERIES DWG'S ENCL. 01 AND 02. REFER TO A1-SERIES DWG'S ENCL. 03 & 04 FOR RETAIL PODIUM SPECIFIC INFORMATION IN SECTIONS 03 & 04. REFER TO A1-SERIES DWG'S ENCL. 05 AND 06A.
- ALL FIRE STAIRS ENCLOSURES IN SECTIONS 01, 02, 03A, 04, 05 AND 06A CONSIST OF 2-HOUR MASONRY U.O.N. INDICATED THIS WAY:
- INTAKE AND EXHAUST SHAFT ENCLOSURES SUPPORTING PLATFORM SPACES CONSIST OF 3-HOUR MASONRY INDICATED THIS WAY:
- 2-HR RATED INTERIOR SEPARATION FOR INITIAL T.C.D. BETWEEN TOWER A AND RETAIL PODIUM IS INDICATED THIS WAY:
- REFER TO A6-1001 THROUGH A6-1004 SERIES DWG'S FOR EXTERIOR SCOPE SEPARATION BETWEEN TA AND PD.
- ELEVATOR BILLS, STAIR LANDINGS, AND SERVICE ELEVATOR LOBBIES SHALL ALIGN WITH THE TOP OF FINISH FLOOR, U.O.N.
- REFER TO A0-SERIES FINISH PLANS FOR CONCRETE TOPPING SLAB, EQUIPMENT PADS, CURB'S, FLOOR COATINGS, AND WALL PROTECTION.
- REFER TO A0-SERIES FOR CORE & SHELL CEILING ASSEMBLIES AND ENCLOSED OVERHEAD MECH. SHFT OFFSETS.
- REFER TO S0-SERIES FOR ALL EDGE OF STRUCTURAL SLAB DIMENSIONS.
- INSULATION: SEE BUILDING SECTIONS FOR INFO, SEE FINISH SCHEDULE FOR TYPE.
- PARTITIONS SHOWN WITHOUT SET-OUT DIMENSIONS AND LOCATED AT A GRIDLINE ARE TO BE LOCATED THIS WAY:

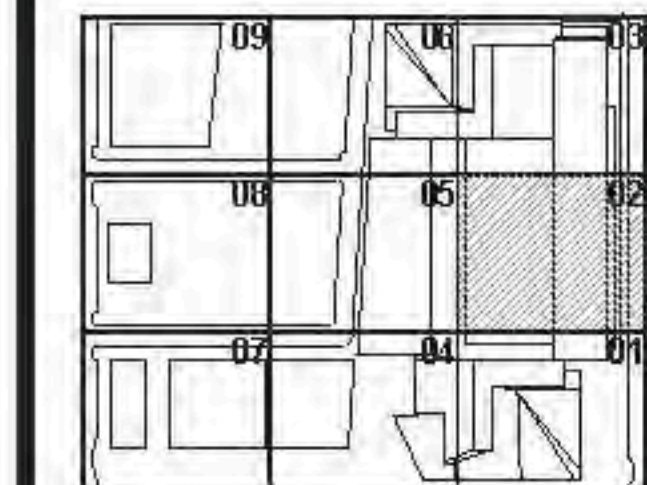
- FACE-ALIGNED
- CENTERED

FLOOR 07 PLANE NOTES

- PARTITION EDGE
- CORE AND SHELL
- COMMON INTERIORS
- TENANT FIT-OUT

D.O.B. BUILDING PERMIT BUILDING 1200240.H
Date: 04/22/2015

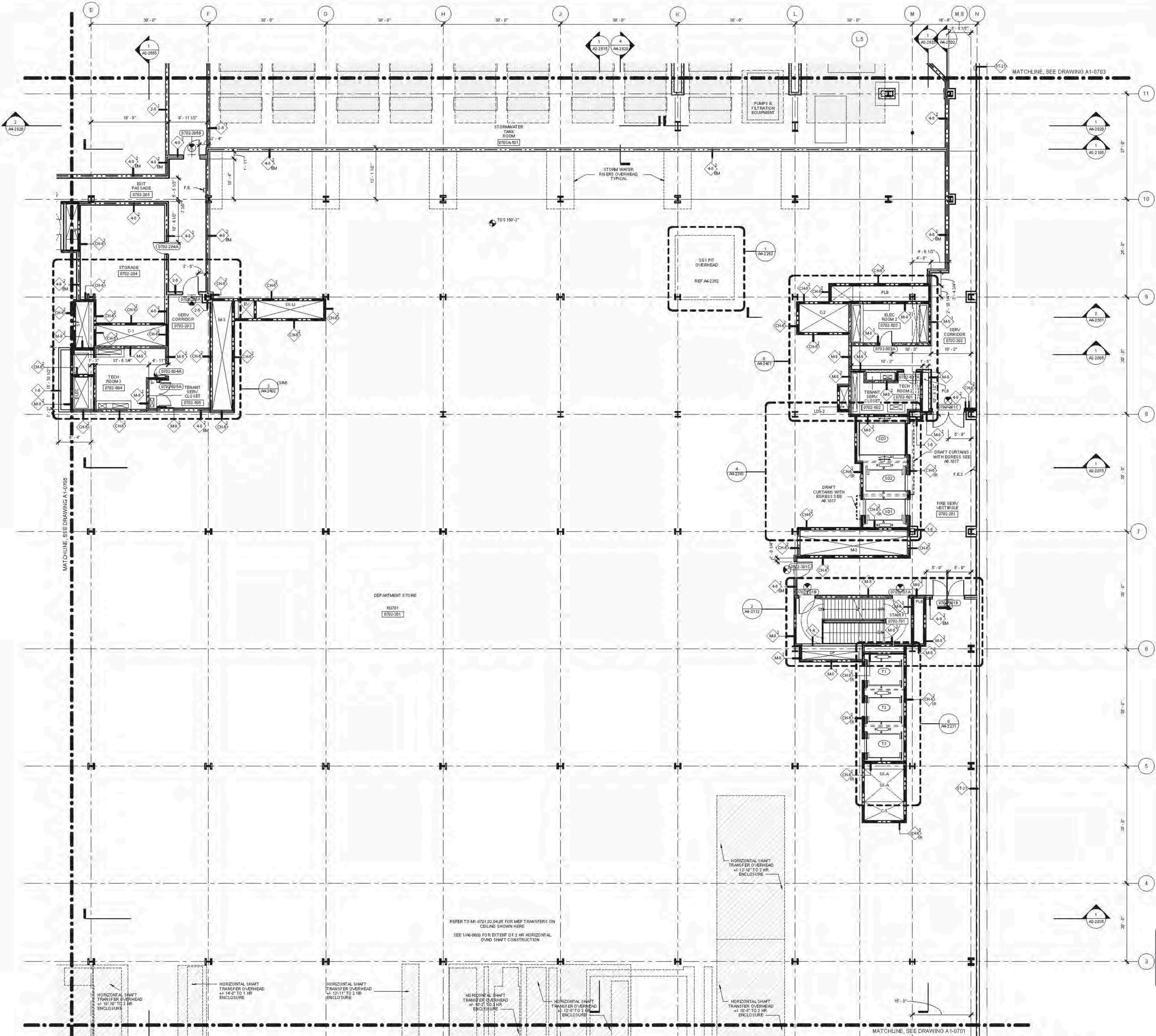
Drawn By:



HYE - TA - A1-0702

FLOOR PLAN 07
(DISPLAY 7) SECTOR 02

Drawing Number:
A1-0702
As Issued Drawing Number:
A-172.00
SHEET 73 OF 500



1 FLOOR PLAN 07 (DISPLAY 7) SECTOR 02



FLOOR PLANS (GENERAL) (A1) (SECTOR 02)
C:\P\B\A172_00\A1_0702_CORE_DISPLAY_02.dwg, mpr:dk, nyc:dk, nyc:dk
4/22/2015 2:30:28 PM

Chief
Related Companies
60 Columbia Circle
New York, NY 10023
TEL: 212.801.1000 FAX: 212.801.1048

Client Properties Group
320 Park Avenue, 17th Floor
New York, NY 10022
TEL: 212.866.7514 FAX: 212.986.7510

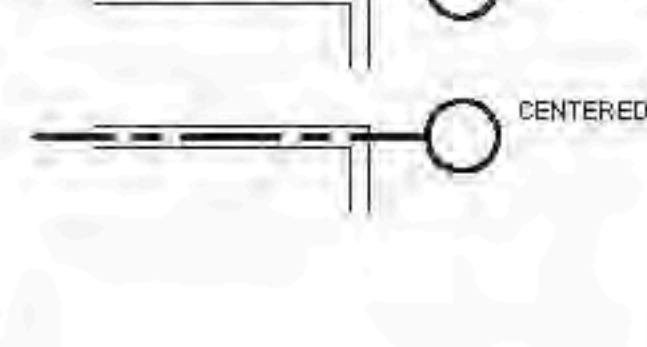
Architect
Kohn Pedersen Fox Associates
11 West 42nd Street
New York, New York 10036
TEL: 212.977.6500 FAX: 212.956.2526

Structural Engineer
Thorburn Tomasek Inc.
51 Madison Avenue
New York, New York 10010
TEL: 917.661.7800 FAX: 718.661.7801

Mechanical, Electrical, Plumbing, Fire Protection
Janos Baum & Bolles Consulting Engineers
80 Pine Street
New York, NY 10013
TEL: 212.530.9300 FAX: 212.269.5894

Retail Interior Design & Planning
Ellen Manfredi
300 A Street
Boston, MA 02210
TEL: 617.426.1300

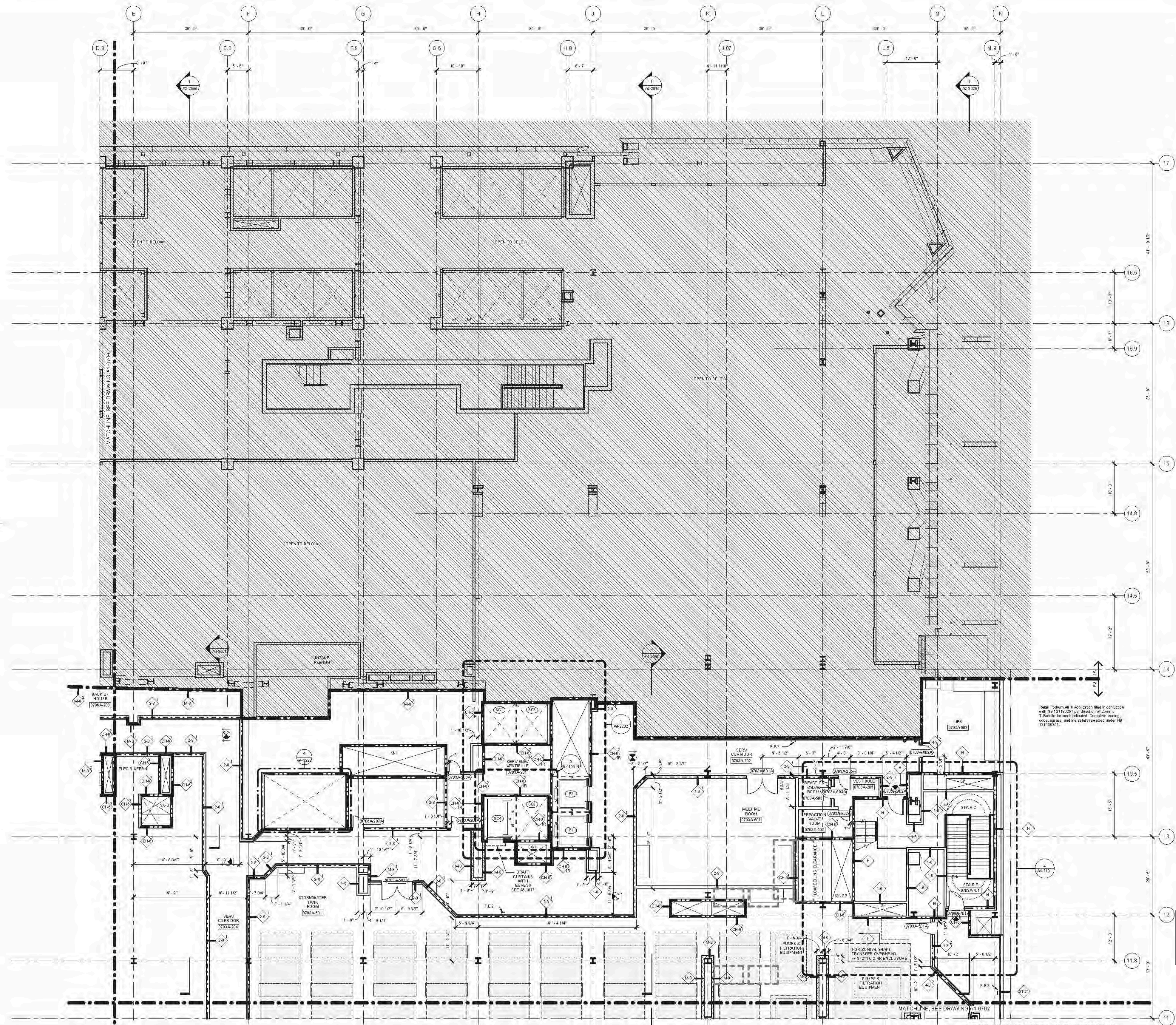
- AS SERIES GENERAL NOTES**
- SEE DRAWING A6-0101 FOR PARTITION SCHEDULE AND SYMBOL DESCRIPTION.
 - SEE SPECIFICATION FOR COMPLIANCE EQUIPMENT SCHEDULE AND DRAWING A4-0101 FOR STAIR SCHEDULE AND STAIR COMPONENT TYPES.
 - SLOPING BRICKLINES ARE INDICATED THUSLY:
 - FIRE-RATED PARTITIONS ARE INDICATED:
1-HOUR:
2-HOUR:
3-HOUR:
SEE AN SERIES ENLARGED CORE PLANS FOR SPECIFIC PARTITION TYPES NOT IDENTIFIED IN THIS PLAN SERIES.
FOR TOWER A SPECIFIC INFORMATION IN SECTIONS G-8 & H, REFER TO AS-SERIES DWG'S ENDS W-8 AND W-9.
FOR RETAIL PODIUM SPECIFIC INFORMATION IN SECTIONS G-8 & H, REFER TO AS-SERIES DWG'S ENDS W-8 AND W-9.
 - ALL FIRE STAIRS ENCLOSURES IN SECTIONS G, H, J, K, L, M, N, AND O A CONSIST OF 2-HOUR MASONRY U.O.A. INDICATED THUSLY:
 - INTAKE AND EXHAUST SHWFT ENCLOSURES SUPPORTING PLATFORM SPACES CONSIST OF 3-HOUR MASONRY INDICATED THUSLY:
 - 2-HR RATED INTERIOR SEPARATION FOR INITIAL T.C.O. BETWEEN TOWER A AND RETAIL PODIUM IS INDICATED THUSLY:
 - REFER TO A6-1001 THROUGH A6-1004 SERIES DWG'S FOR EXTERIOR SCOPE SEPARATION BETWEEN TA AND PD.
 - ELEVATOR SILLS, STAIR LANDING, AND SERVICE ELEVATOR LORRIES SHALL ALIGN WITH THE TOP OF FINISH FLOOR, U.O.A.
 - REFER TO A0-SERIES FINISH PLANS FOR CONCRETE TOPPING SLAB, EQUIPMENT PADS, CURBS, FLOOR COATINGS, AND WALL PROTECTION.
 - REFER TO A6-SERIES FOR CORE & SHELL BEILING ASSEMBLIES AND ENCLOSED OVERHEAD MEAT SHWFT OFFSETS.
 - REFER TO A6-SERIES FOR ALL EDGE OF STRUCTURAL SLAB DIMENSIONS.
 - INSULATION, SEE BUILDING SECTIONS FOR INFO, SEE FINISH SCHEDULE FOR TYPE.
 - PARTITIONS SHOWN WITHOUT SET-OUT DIMENSIONS AND LOCATED AT A GRIDLINE ARE TO BE LOCATED THUSLY:



HYE - TA - A1-0703

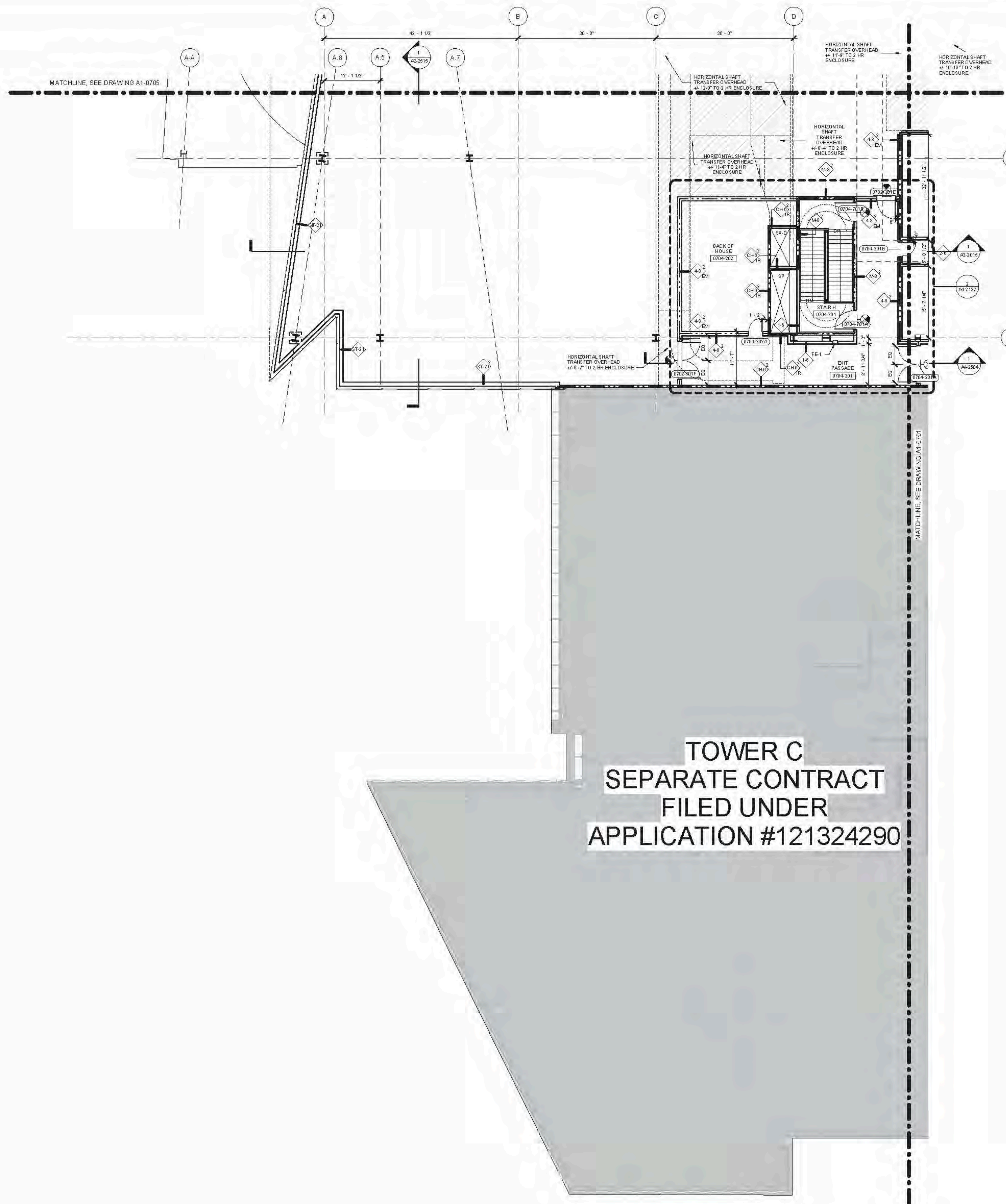
FLOOR PLAN 07 (DISPLAY 7) SECTOR 03

Drawing Number: **A1-0703**
Scale: **A-173.00**

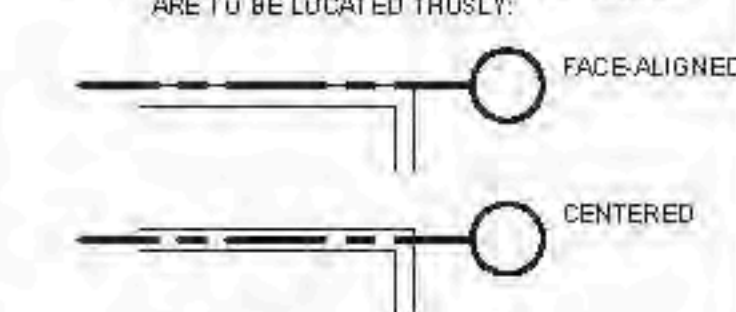


FLOOR PLAN 07 (DISPLAY 7) SECTOR 03
SCALE: 1/8" = 1'-0"

FLOOR PLAN 07 (DISPLAY 7) SECTOR 03
 CAMP/BA/17/8_A1-E1-0703_CORE_201410_01.dwg (m) 14
 2/17/2015 8:21:18 PM




- A1-SERIES GENERAL NOTES**
- SEE DRAWING A6-0101 FOR PARTITION SCHEDULE AND SYMBOL DESCRIPTION.
 - SEE SPECIFICATION FOR COMPLIANCE EQUIPMENT SCHEDULE AND DRAWING A4-0101 FOR STAIR SCHEDULE AND STAIR COMPONENT TYPES.
 - SLOPING BRICKLINES ARE INDICATED THUSLY:
 - 1-HOUR: [Symbol]
 - 2-HOUR: [Symbol]
 - 3-HOUR: [Symbol]
 - FIRE-RATED PARTITIONS ARE INDICATED:
 - 1-HOUR: [Symbol]
 - 2-HOUR: [Symbol]
 - 3-HOUR: [Symbol]
 - SEE A1-SERIES ENLARGED CORE PLANS FOR SPECIFIC PARTITION TYPES NOT IDENTIFIED IN THIS PLAN SERIES.
 - FOR TOWER A SPECIFIC INFORMATION IN SECTIONS 03 & 04, REFER TO A1-SERIES DWGS ENDS IN 03 AND 04. REFER TO A1-SERIES DWGS ENDS IN 03A AND 04A.
 - ALL FIRE STAIRS ENCLOSURES IN SECTIONS 03, 04, 05A, 04A, 05 AND 05A CONSIST OF 2-HOUR MASONRY U.O.N. INDICATED THUSLY: [Symbol]
 - INTAKE AND EXHAUST SHAFT ENCLOSURES SUPPORTING PLATFORM SPACES CONSIST OF 3-HOUR MASONRY INDICATED THUSLY: [Symbol]
 - 2-HR RATED INTERIOR SEPARATION FOR INITIAL T.C.O. BETWEEN TOWER A AND RETAIL PODIUM IS INDICATED THUSLY: [Symbol]
 - REFER TO A0-1001 THROUGH A0-1004 SERIES DWGS FOR EXTERIOR SCOPE SEPARATION BETWEEN TA AND PD.
 - ELEVATOR SILLS, STAIR LANDING, AND SERVICE ELEVATOR LOBBIES SHALL ALIGN WITH THE TOP OF FINISH FLOOR U.O.N.
 - REFER TO A0-SERIES FINISH PLANS FOR CONCRETE TOPPING SLAB, EQUIPMENT PADS, CURBS, FLOOR COATINGS, AND WALL PROTECTION.
 - REFER TO A0-SERIES FOR CORE & SHELL BEILING ASSEMBLIES AND ENCLOSED OVERHEAD MECH SHAFT OFFSETS.
 - REFER TO 50-SERIES FOR ALL EDGE OF STRUCTURAL SLAB DIMENSIONS.
 - INSULATION, SEE BUILDING SECTIONS FOR INFO, SEE FINISH SCHEDULE FOR TYPE.
 - PARTITIONS SHOWN WITHOUT SET-OUT DIMENSIONS AND LOCATED AT A GRIDLINE ARE TO BE LOCATED THUSLY: [Symbol]



- FLOOR 07 PLANE NOTES**
- 1. PARTITION EDGEND
 - CORE AND SHELL
 - COMMON INTERIORS
 - TENANT FIT-OUT

**TOWER C
SEPARATE CONTRACT
FILED UNDER
APPLICATION #121324290**

**HUDSON YARDS -
RETAIL PODIUM
AND TOWER A**
300 WEST 33RD STREET
New York, NY



Chief
Related Companies
60 Columbus Circle
New York, NY 10023
TEL: 212.801.1000 FAX: 212.801.1048

Global Properties Group
320 Park Avenue, 17th Floor
New York, NY 10022
TEL: 212.966.7514 FAX: 212.966.7510

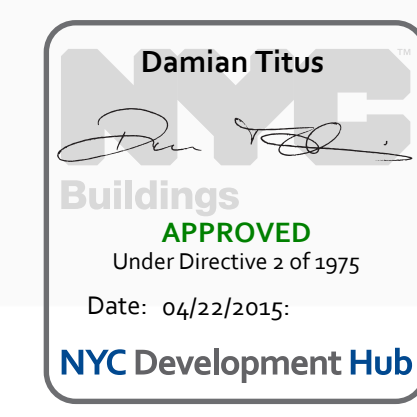
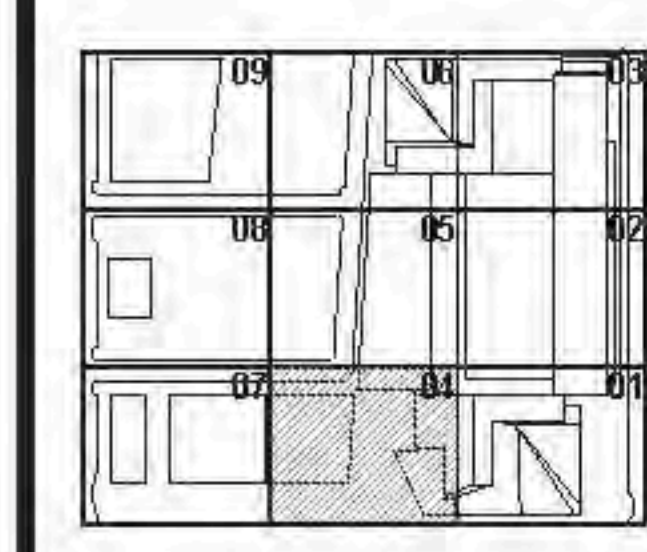
Architect
Kohn Pedersen Fox Associates
11 West 42nd Street
New York, New York 10036
TEL: 212.977.6500 FAX: 212.956.2526

Structural Engineer
Thorburn Tomasek Inc.
51 Madison Avenue
New York, New York 10010
TEL: 917.661.7800 FAX: 718.661.7801

Mechanical, Electrical, Plumbing, Fire Protection
Janos Baum & Bolles Consulting Engineers
80 Pine Street
New York, NY 10013
TEL: 212.530.9300 FAX: 212.269.3894

Retail Interior Design & Planning
Ellen-Monfredi
300 A Street
Boston, MA 02210
TEL: 617.426.1300

D.O.B. BUILDING PERMIT PLDNO 122024H



Project No. 12102014
Drawing No. 1736
Date: 04/22/2015
HYE - TA - A1-0704

**FLOOR PLAN 07
(DISPLAY 7) SECTOR 04**

Drawing Number:
A1-0704
Scale: Drawing Metric
A-174.00

1 FLOOR PLAN 07 (DISPLAY 7) SECTOR 04
SCALE: 1/8" = 1'-0"



FLOOR PLAN 07 (DISPLAY 7) SECTOR 04
 C:\P\B\A1736_HYE_TA_A1-0704_CORE_03A110_03A_03A.dwg
 2/17/2015 2:14:40 PM
 A1-0704

- SEE DRAWING A6-0101 FOR PARTITION SCHEDULE AND SYMBOL DESCRIPTION.
- SEE SPECIFICATION FOR COMPLIANCE EQUIPMENT SCHEDULE AND DRAWING A4-0101 FOR STAIR SCHEDULE AND STAIR COMPONENT TYPES.
- SLOPING GRIDLINES ARE INDICATED THUSLY:
- FIRE-RATED PARTITIONS ARE INDICATED:
1-HOUR:
2-HOUR:
3-HOUR:
SEE AN SERIES ENLARGED CORE PLANS FOR SPECIFIC PARTITION TYPES NOT IDENTIFIED IN THIS PLAN SERIES.
FOR TOWER A SPECIFIC INFORMATION IN SECTIONS 03 & 04, REFER TO AI-SERIES DWG'S ENDING IN 03A AND 04A.
FOR RETAIL PODIUM-SPECIFIC INFORMATION IN SECTIONS 05 & 06, REFER TO AI-SERIES DWG'S ENDING IN 05A AND 06A.
- ALL FIRE STAIRS ENCLOSURES IN SECTIONS 01, 02, 03A, 04, 05 AND 06A CONSIST OF 2-HOUR MASONRY U.O.N. INDICATED THUSLY:
- INTAKE AND EXHAUST SHAFT ENCLOSURES SUPPORTING PLATFORM SPACES CONSIST OF 3-HOUR MASONRY INDICATED THUSLY:
- 2-HR RATED INTERIOR SEPARATION FOR INITIAL T.C.O. BETWEEN TOWER AND RETAIL PODIUM IS INDICATED THUSLY:
- REFER TO A0-1001 THROUGH A0-1004 SERIES DWG'S FOR EXTERIOR SCOPE SEPARATION BETWEEN TA AND PD.
- ELEVATOR SILLS, STAIR LANDINGS, AND SERVICE ELEVATOR LOBBIES SHALL ALIGN WITH THE TOP OF FINISH FLOOR UO.N.
- REFER TO A0-SERIES FINISH PLANS FOR CONCRETE TOPPING SLAB, EQUIPMENT PADS, CURBS, FLOOR COATINGS, AND WALL PROTECTION.
- REFER TO A0-SERIES FOR CORE & SHELL DELINEATION ASSEMBLIES AND ENCLOSED OVERHEAD SHFT OFFSETS.
- REFER TO 50-SERIES FOR ALL EDGE OF STRUCTURAL SLAB DIMENSIONS.
- INSULATION, SEE BUILDING SECTIONS FOR INFO, SEE FINISH SCHEDULE FOR TYPE.
- PARTITIONS SHOWN WITHOUT SET-OUT DIMENSIONS AND LOCATED AT A GRIDLINE ARE TO BE LOCATED THUSLY:



FLOOR 07 PLANE NOTES

- PARTITION LEGEND
- CORE AND SHELL
- COMMON INTERIORS
- TENANT FIT-OUT

D.O.B. BUILDING PERMIT BUILDING 122020.H

Date: 04/22/2015

Scale: 1/8" = 1'-0"

Scale: 1/8" = 1'-0"

Scale: 1/8" = 1'-0"

Scale: 1/8" = 1'-0"

Scale: 1/8" = 1'-0"

Scale: 1/8" = 1'-0"

Scale: 1/8" = 1'-0"

Scale: 1/8" = 1'-0"

Scale: 1/8" = 1'-0"

Scale: 1/8" = 1'-0"

Scale: 1/8" = 1'-0"

Scale: 1/8" = 1'-0"

Scale: 1/8" = 1'-0"

Scale: 1/8" = 1'-0"

Scale: 1/8" = 1'-0"

Scale: 1/8" = 1'-0"

Scale: 1/8" = 1'-0"

Scale: 1/8" = 1'-0"

Scale: 1/8" = 1'-0"

Scale: 1/8" = 1'-0"

Scale: 1/8" = 1'-0"

Scale: 1/8" = 1'-0"

Scale: 1/8" = 1'-0"

Scale: 1/8" = 1'-0"

Scale: 1/8" = 1'-0"

Scale: 1/8" = 1'-0"

Scale: 1/8" = 1'-0"

Scale: 1/8" = 1'-0"

Scale: 1/8" = 1'-0"

Scale: 1/8" = 1'-0"

Scale: 1/8" = 1'-0"

Scale: 1/8" = 1'-0"

Scale: 1/8" = 1'-0"



Client
Related Companies
60 Columbus Circle
New York, NY 10023
TEL: 212.801.1000 FAX: 212.801.1048

General Properties Group
320 Park Avenue, 17th Floor
New York, NY 10022
TEL: 212.866.7514 FAX: 212.986.7510

Architect
Kohn Pedersen Fox Associates
11 West 42nd Street
New York, New York 10036
TEL: 212.977.6500 FAX: 212.956.2526

Structural Engineer
Thornton Tomasetti, Inc.
51 Madison Avenue
New York, New York 10010
TEL: 917.661.7800 FAX: 718.661.7801

Mechanical, Electrical, Plumbing, Fire Protection
Jacob Baum & Bolles Consulting Engineers
80 Pine Street
New York, NY 10013
TEL: 212.530.9300 FAX: 212.269.3894

Retail Interior Design & Planning
Ellen Manfredi
300A School Street
Boston, MA 02210
TEL: 617.426.1300

D.O.B. BUILDING PERMIT BUILDING 122020.H

Date: 04/22/2015

Scale: 1/8" = 1'-0"

Scale: 1/8" = 1'-0"

Scale: 1/8" = 1'-0"

Scale: 1/8" = 1'-0"

Scale: 1/8" = 1'-0"

Scale: 1/8" = 1'-0"

Scale: 1/8" = 1'-0"

Scale: 1/8" = 1'-0"

Scale: 1/8" = 1'-0"

Scale: 1/8" = 1'-0"

Scale: 1/8" = 1'-0"

Scale: 1/8" = 1'-0"

Scale: 1/8" = 1'-0"

Scale: 1/8" = 1'-0"

Scale: 1/8" = 1'-0"

Scale: 1/8" = 1'-0"

Scale: 1/8" = 1'-0"

Scale: 1/8" = 1'-0"

Scale: 1/8" = 1'-0"

Scale: 1/8" = 1'-0"

Scale: 1/8" = 1'-0"

Scale: 1/8" = 1'-0"

Scale: 1/8" = 1'-0"

Scale: 1/8" = 1'-0"

Scale: 1/8" = 1'-0"

Scale: 1/8" = 1'-0"

Scale: 1/8" = 1'-0"

Scale: 1/8" = 1'-0"

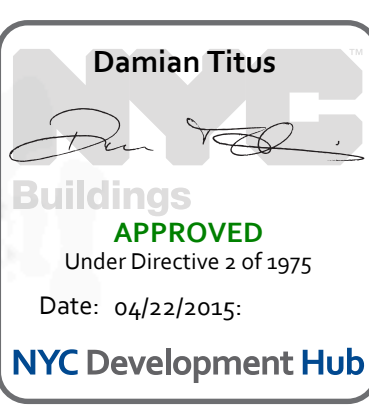
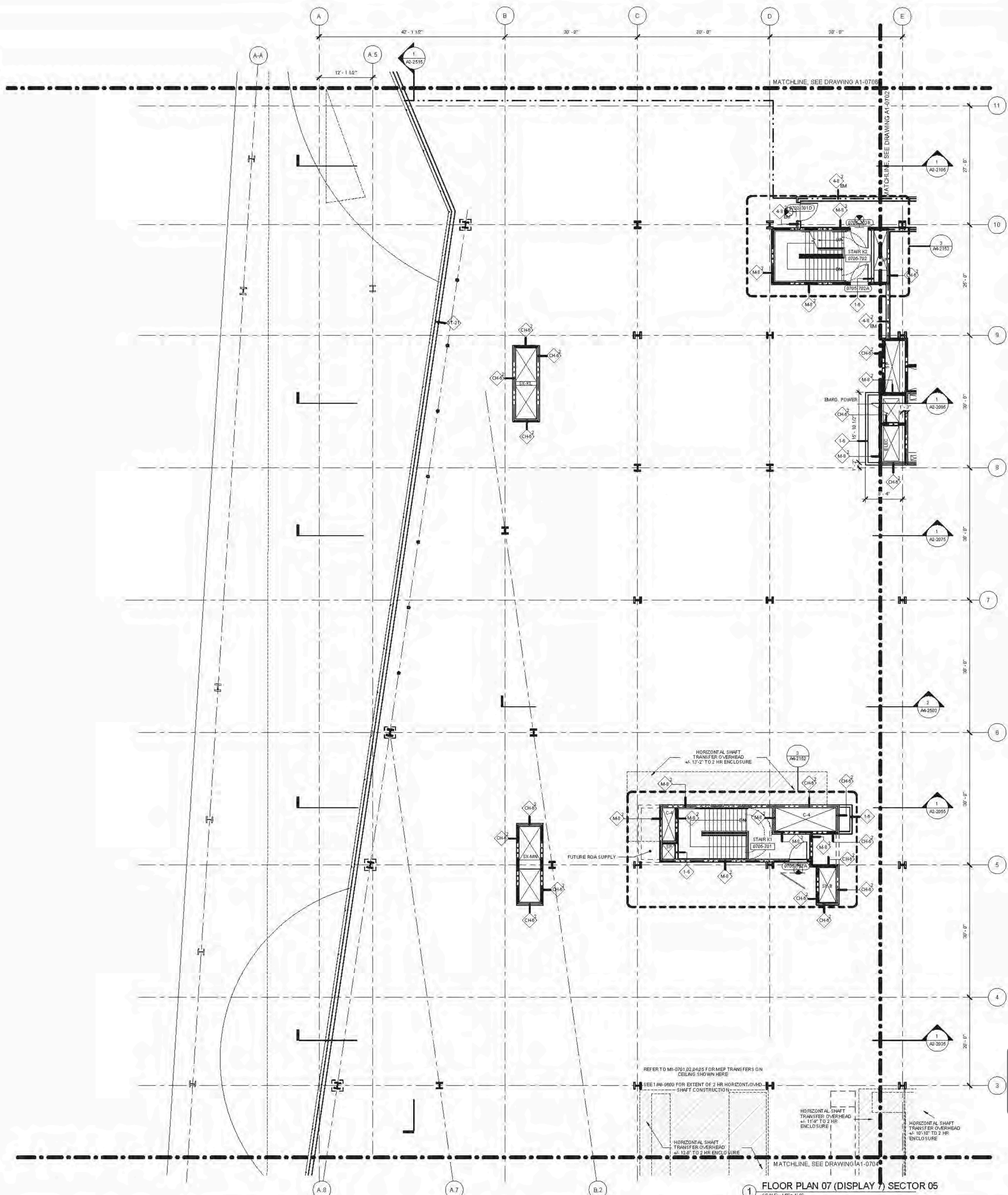
Scale: 1/8" = 1'-0"

Scale: 1/8" = 1'-0"

Scale: 1/8" = 1'-0"

Scale: 1/8" = 1'-0"

Scale: 1/8" = 1'-0"



Damian Titus

APPROVED

Under Directive 2 of 1935

Date: 04/22/2015

NYC Development Hub



Date: 12/02/14

Project No: 1736

Drawn By: [Name]

Date: 04/22/2015

NYC Development Hub

HYE - TA - A1-0705


FLOOR PLAN 07 (DISPLAY 7) SECTOR 05

Drawing Number: A1-0705

Scale: 1/8" = 1'-0"

A-175.00

SHEET 76 OF 500



Chief
Related Companies
60 Columbus Circle
New York, NY 10023
TEL: 212.801.1000 FAX: 212.801.1048

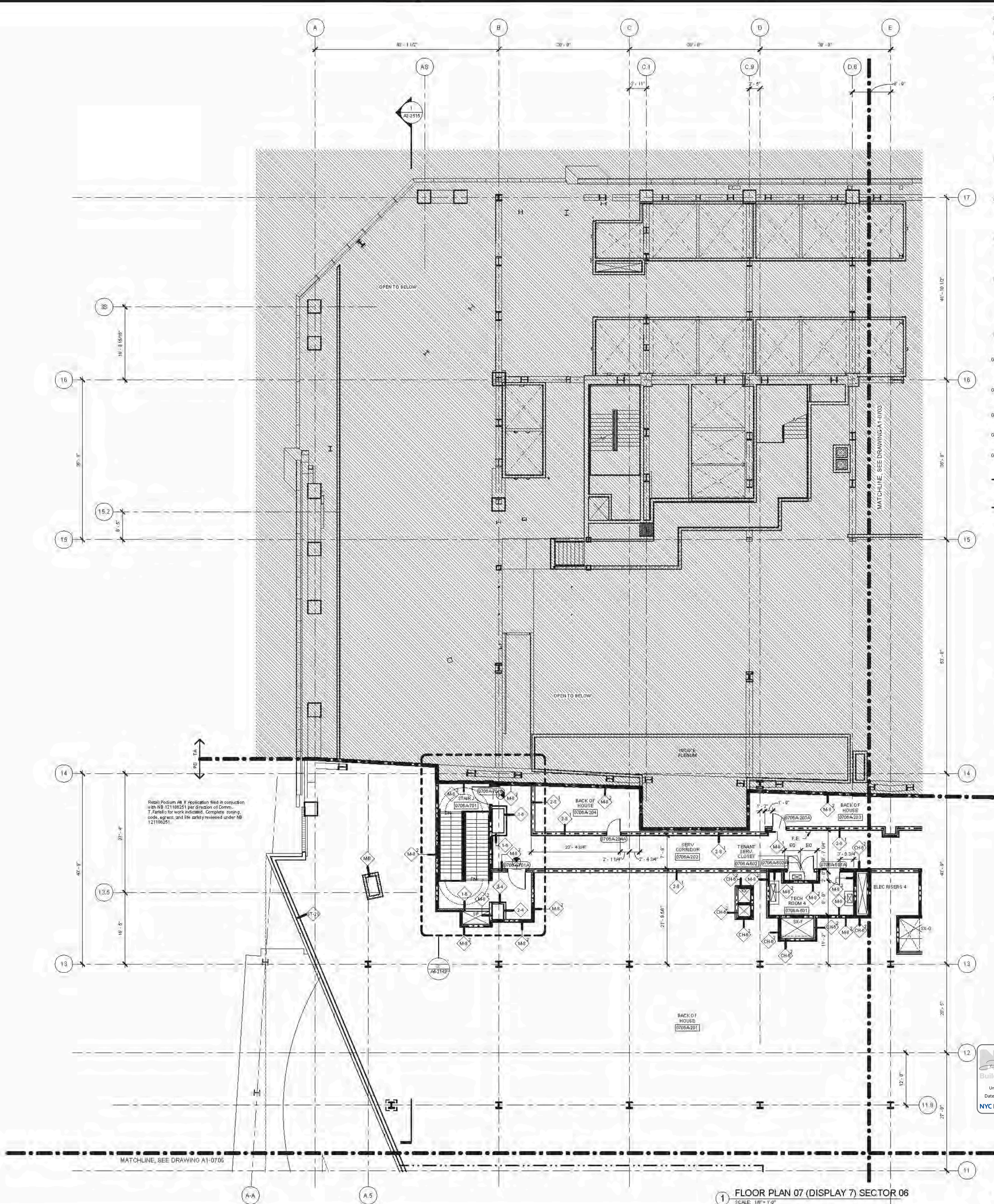
Global Properties Group
320 Park Avenue, 17th Floor
New York, NY 10022
TEL: 212.866.7514 FAX: 212.986.7510

Architect
Kohn Pedersen Fox Associates
11 West 42nd Street
New York, New York 10036
TEL: 212.977.6500 FAX: 212.956.2526

Structural Engineer
Thorburn Tomasek Inc.
51 Madison Avenue
New York, New York 10010
TEL: 917.661.7300 FAX: 718.661.7801

Mechanical, Electrical, Plumbing, Fire Protection
Janos Baum & Bolles Consulting Engineers
80 Pine Street
New York, NY 10038
TEL: 212.520.9300 FAX: 212.269.5894

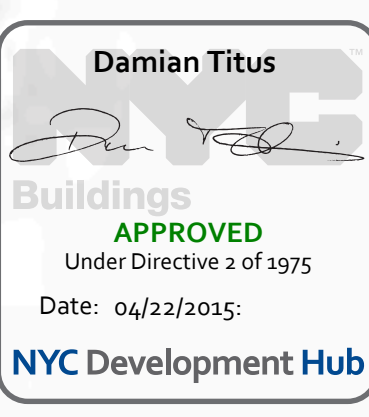
Retail Interior Design & Planning
Ellman-Mandred
300 A Street
Boston, MA 02210
TEL: 617.426.1300




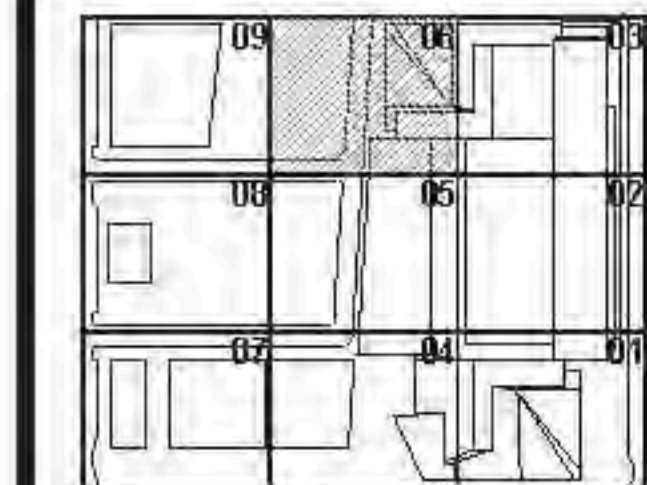
- AS-BUILT GENERAL NOTES**
- D1. SEE DRAWING A6-0101 FOR PARTITION SCHEDULE AND SYMBOL DESCRIPTION.
 - D2. SEE SPECIFICATION FOR COMPLIANCE EQUIPMENT SCHEDULE AND DRAWING A4-0101 FOR STAIR SCHEDULE AND STAIR COMPONENT TYPES.
 - D3. SLOPING BRICKLINES ARE INDICATED THUSLY:
 - 1-HOUR: [Symbol]
 - 2-HOUR: [Symbol]
 - 3-HOUR: [Symbol]
 - D4. FIRE-RATED PARTITIONS ARE INDICATED:
 - 1-HOUR: [Symbol]
 - 2-HOUR: [Symbol]
 - 3-HOUR: [Symbol]
 - D5. FOR TOWER A SPECIFIC INFORMATION IN SECTIONS 04 & 06, REFER TO AS-SERIES DWGS ENDING IN 04 AND 06. FOR RETAIL PODIUM SPECIFIC INFORMATION IN SECTIONS 08 & 09, REFER TO AS-SERIES DWGS ENDING IN 08A AND 08A.
 - D6. ALL FIRE STAIRS ENCLOSURES IN SECTIONS 01, 02, 03A, 04, 05 AND 06A CONSIST OF 2-HOUR MASONRY U.O.N. INDICATED THUSLY:
 - [Symbol]
 - D7. INTAKE AND EXHAUST SHWFT ENCLOSURES SUPPORTING PLATFORM SPACES CONSIST OF 3-HOUR MASONRY INDICATED THUSLY:
 - [Symbol]
 - D8. 2-HR RATED INTERIOR SEPARATION FOR INITIAL T.C.O. BETWEEN TOWER A AND RETAIL PODIUM IS INDICATED THUSLY:
 - [Symbol]
 - D9. REFER TO AS-1001 THROUGH AS-1004 SERIES DWGS FOR EXTERIOR SCOPE SEPARATION BETWEEN TA AND PD.
 - D10. ELEVATOR SILLS, STAIR LANDING, AND SERVICE ELEVATOR Lobbies SHALL ALIGN WITH THE TOP OF FINISH FLOOR, U.O.N.
 - D11. REFER TO AS-SERIES FINISH PLANS FOR CONCRETE TOP FLOOR SLAB, EQUIPMENT PADS, CURBS, FLOOR COATINGS, AND WALL PROTECTION.
 - D12. REFER TO AS-SERIES FOR CORE & SHELL BEILING ASSEMBLIES AND ENCLOSED OVERHEAD SHWFT OF FLOORS 3.
 - D13. INSULATION, SEE BUILDING SECTIONS FOR INFO, SEE FINISH SCHEDULE FOR TYPE.
 - D14. PARTITIONS SHOWN WITHOUT SET-OUT DIMENSIONS AND LOCATED AT A GRIDLINE ARE TO BE LOCATED THUSLY:
 - [Symbol] FACE-ALIGNED
 - [Symbol] CENTERED

- FLOOR BY FLOOR NOTES**
- 1 PARTITION EDGND
 - CORE AND SHELL
 - COMMON INTERIORS
 - TENANT FIT-OUT

Retail Podium #8 Application filed in connection with NB 12-11692251 per direction of Comm. T. Panels for work indicated. Complete zoning, code, agency, and life safety reviewed under NB 121106251.



1. D.O.B. BUILDING PERMIT PLNO 1200201H
Example

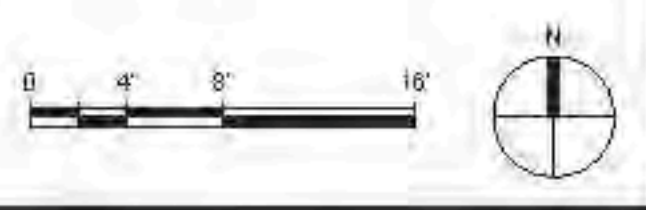


HYE - TA - A1-0706


**FLOOR PLAN 07
(DISPLAY 7) SECTOR 06**

Drawing Number:
A1-0706
Scale: Drawing Metric
A-176.00

FLOOR PLAN 07 (DISPLAY 7) SECTOR 06
SCALE: 1/8" = 1'-0"



ALP/2015
 2/17/2015 5:22:30 PM
 FLOOR PLAN 07 (DISPLAY 7) SECTOR 06
 C:\P\2015\1778_HYE_PD_FF\FLOOR_06\1119_00_001.dwg (mp) r4



Client
Related Companies
40 Columbus Circle
New York, NY 10023
TEL: 212.801.1000 FAX: 212.801.1048

Coford Properties Group
200 Park Avenue, 17th Floor
New York, NY 10022
TEL: 212.966.7514 FAX: 212.966.7510

Architect
John Pedersen Fox Associates
11 West 42nd Street
New York, New York 10036
TEL: 212.977.6000 FAX: 212.956.2526

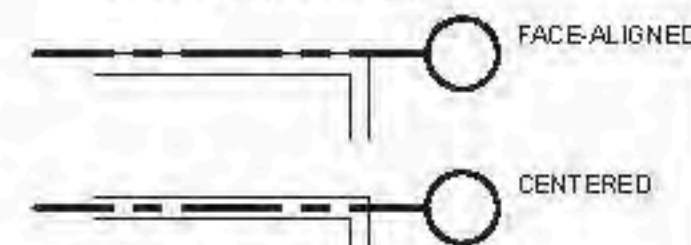
Structural Engineer
Thomson Tomasetti, Inc.
51 Madison Avenue
New York, New York 10010
TEL: 917.661.7800 FAX: 718.661.7801

Mechanical, Electrical, Plumbing, Fire Protection
Janos Baum & Bolles Consulting Engineers
80 Pine Street
New York, NY 10013
TEL: 212.530.9300 FAX: 212.269.5894

Retail Interior Design & Planning
Ellis-Mandrell
200 A Street
Boston, MA 02210
TEL: 617.426.1300

AI-SERIES GENERAL NOTES

- SEE DRAWING A1-0101 FOR PARTITION SCHEDULE AND SYMBOL DESCRIPTION.
- SEE SPECIFICATION FOR COMPLIANCE EQUIPMENT SCHEDULE AND DRAWING A4-0101 FOR STAIR SCHEDULE AND STAIR COMPONENT TYPES.
- SLOPING GRIDLINES ARE INDICATED THUSLY:
- FIRE-RATED PARTITIONS ARE INDICATED:
1-HOUR:
2-HOUR:
3-HOUR:
SEE AI-SERIES ENLARGED CORE PLANS FOR SPECIFIC PARTITION TYPES NOT IDENTIFIED IN THIS PLAN SERIES.
- FOR TOWER A SPECIFIC INFORMATION IN SECTIONS 01 & 04, REFER TO AI-SERIES DWG'S SHOWING WIDTH AND DEPTH. FOR RETAIL PODIUM-SPECIFIC INFORMATION IN SECTIONS 05 & 08, REFER TO AI-SERIES DWG'S ENDING IN 03A AND 06A.
- ALL FIRE STAIRS ENCLOSURES IN SECTIONS 01, 02, 03A, 04, 05 AND 06A CONSIST OF 2-HOUR MASONRY U.O.N. INDICATED THUSLY:
- INTAKE AND EXHAUST SHAFT ENCLOSURES SUPPORTING PLATFORM SPACES CONSIST OF 3-HOUR MASONRY INDICATED THUSLY:
- 2-HR RATED INTERIOR SEPARATION FOR INITIAL T.C.O. BETWEEN TOWER AND RETAIL PODIUM IS INDICATED THUSLY:
REFER TO A1-1001 THROUGH A1-1004 SERIES DWG'S FOR EXTERIOR SCOPE SEPARATION BETWEEN TA AND PD.
- ELEVATOR SILLS, STAIR LANDINGS, AND SERVICE ELEVATOR LOBBIES SHALL ALIGN WITH THE TOP OF FINISH FLOOR, U.O.N.
- REFER TO A1-SERIES FINISH PLANS FOR CONCRETE TOPPING SLAB, EQUIPMENT PADS, CURBS, FLOOR COATINGS, AND WALL PROTECTION.
- REFER TO A1-SERIES FOR CORE & SHELL CEILING ASSEMBLIES AND ENCLOSED OVERHEAD MER SHED OFFSETS.
- REFER TO 50-SERIES FOR ALL EDGE OF STRUCTURAL SLAB DIMENSIONS.
- INSULATION, SEE BUILDING SECTIONS FOR INFO, SEE FINISH SCHEDULE FOR TYPE.
- PARTITIONS SHOWN WITHOUT SET-OUT DIMENSIONS AND LOCATED AT A GRIDLINE ARE TO BE LOCATED THUSLY:

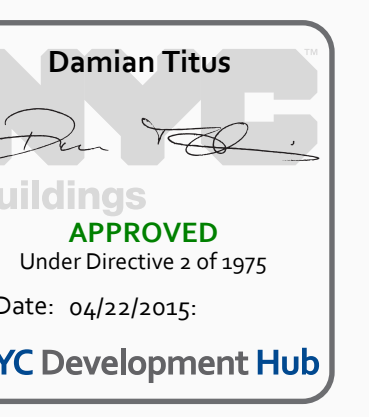


FLOOR PLAN NOTES

- PARTITION LEGEND
CORE AND SHELL:
TENANT FIT-OUT:
2. OWR COLUMN COVERS 4'-0" HIGH WITH SS CORNER GUARDS U.O.N.

**TOWER C
SEPARATE CONTRACT
FILED UNDER
APPLICATION #121324290**

D.O.B. BUILDING PERMIT PLDNO 12202014
Description Date

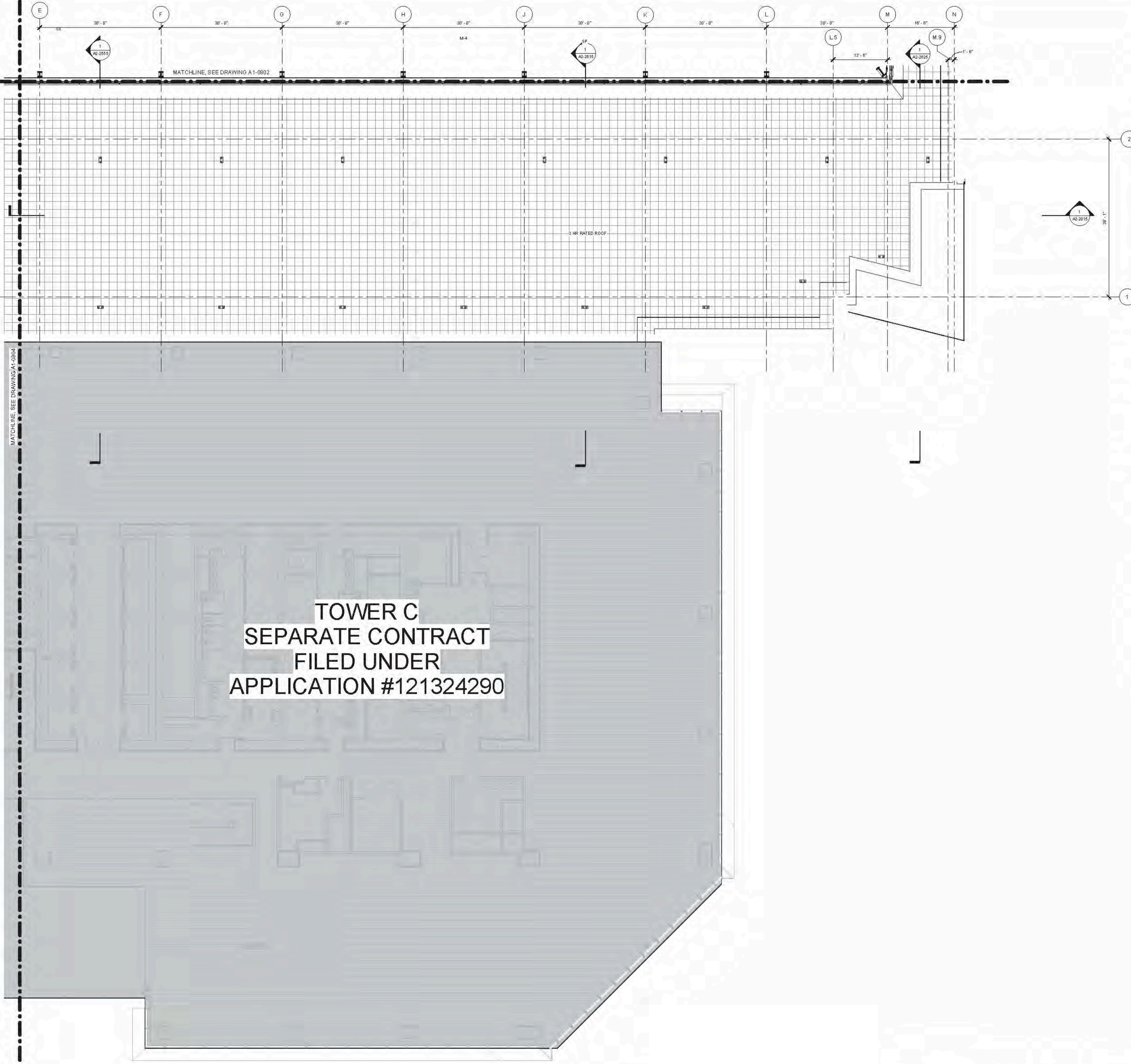


HYE - TA - A1-0801

**FLOOR PLAN 08 RETAIL
MECHANICAL
SECTOR 01
(MARKETING 08)**

12/10/2014
12/16/14
Date: 04/22/2015
A1-0801
A-177.00

1 FLOOR PLAN 08 (DISPLAY 8) SECTOR 01
SCALE: 1/8" = 1'-0"



MATCHLINE SEE DRAWING A1-0804

MATCHLINE, SEE DRAWING A1-0802

3 HR RATED ROOF



Client
Related Companies
60 Columbus Circle
New York, NY 10023
TEL: 212.801.1000 FAX: 212.801.1048

Contractor
Oxford Properties Group
320 Park Avenue, 17th Floor
New York, NY 10022
TEL: 212.966.7514 FAX: 212.966.7510

Architect
John Peden & Associates
11 West 42nd Street
New York, New York 10036
TEL: 212.977.6500 FAX: 212.956.2526

Structural Engineer
Thomson Tomasetti, Inc.
21 Madison Avenue
New York, New York 10010
TEL: 917.661.7500 FAX: 212.661.7801

Mechanical, Electrical, Plumbing, Fire Protection
Janis Baum & Bolles Consulting Engineers
80 Pine Street
New York, NY 10003
TEL: 212.530.9300 FAX: 212.269.5894

Retail Interior Design & Planning
Ellis Mandel
300 A Street
Boston, MA 02210
TEL: 617.426.1300

- 01-SERIES GENERAL NOTES**
- SEE DRAWING A6-0101 FOR PARTITION SCHEDULE AND SYMBOL DESCRIPTION.
 - SEE SPECIFICATION FOR CONVEYANCE EQUIPMENT SCHEDULE AND DRAWING A6-0101 FOR STAIR SCHEDULE AND STAIR COMPONENT TYPES.
 - SLOPING GRIDLINES ARE INDICATED THUSLY.
 - FIRE-RATED PARTITIONS ARE INDICATED:
1-HOUR: [Symbol]
2-HOUR: [Symbol]
3-HOUR: [Symbol]
SEE AN-SERIES ENLARGED CORE PLANS FOR SPECIFIC PARTITION TYPES NOT IDENTIFIED IN THIS PLAN SERIES.
 - FOR TOWER A SPECIFIC INFORMATION IN SECTIONS D, S, OR, REFER TO AN-SERIES DIMS SHOWING WIDTH AND OR, REFER TO RETAIL PODIUM-SPECIFIC INFORMATION IN SECTIONS S, OR, REFER TO AN-SERIES DIMS SHOWING WIDTH AND OR.
 - ALL FIRESTAIRS ENCLOSURES IN SECTION D, S, OR, OR, AND OR, AND OR, CONSIST OF 2-HOUR MASONRY U.O.M. INDICATED THUSLY.
 - INTAKE AND EXHAUST SHAFT ENCLOSURES SUPPORTING PLATFORM SPACES CONSIST OF 2-HOUR MASONRY INDICATED THUSLY.
 - 2-HR RATED INTERIOR SEPARATION FOR INITIAL T.C.O. BETWEEN TOWER A AND RETAIL PODIUM IS INDICATED THUSLY.
 - REFER TO A6-1001 THROUGH A6-1004 SERIES DIMS FOR EXTERIOR SCOPE SEPARATION BETWEEN TOWER A AND PD.
 - ELEVATOR SILLS, STAIR LANDINGS, AND SERVICE ELEVATOR LOBBIES SHALL ALIGN WITH THE TOP OF FINISH FLOOR U.O.M.
 - REFER TO A6-SERIES FINISH PLANS FOR CONCRETE TOPPING SLAB, EQUIPMENT PADS, CURBS, FLOOR COATINGS, AND WALL PROTECTION.
 - REFER TO A6-SERIES FOR CORE & SHELL CEILING ASSEMBLIES AND ENCLOSED OVERHEAD MESH SHEET OFFSETS.
 - REFER TO A6-SERIES FOR ALL EDGE OF STRUCTURAL SLAB DIMENSIONS.
 - INSULATION, SEE BUILDING SECTIONS FOR INFO, SEE FINISH SCHEDULE FOR TYPE.
 - PARTITIONS SHOWN WITHOUT SET-OUT DIMENSIONS AND LOCATED AT A GRIDLINE MUST BE LOCATED THUSLY.

- FLOOR PLAN NOTES**
- PARTITION LEGEND:
CORE AND SHELL
TENANT FIT-OUT
 - DWR COLUMN COVERS 4'-0" HIGH WITH 55 CORNER GUARDS U.O.M.

- FACE-ALIGNED**
CENTERED

- FLOOR PLAN NOTES**
- PARTITION LEGEND:
CORE AND SHELL
TENANT FIT-OUT
 - DWR COLUMN COVERS 4'-0" HIGH WITH 55 CORNER GUARDS U.O.M.

- FACE-ALIGNED**
CENTERED

- FLOOR PLAN NOTES**
- PARTITION LEGEND:
CORE AND SHELL
TENANT FIT-OUT
 - DWR COLUMN COVERS 4'-0" HIGH WITH 55 CORNER GUARDS U.O.M.

- FACE-ALIGNED**
CENTERED

- FLOOR PLAN NOTES**
- PARTITION LEGEND:
CORE AND SHELL
TENANT FIT-OUT
 - DWR COLUMN COVERS 4'-0" HIGH WITH 55 CORNER GUARDS U.O.M.

- FACE-ALIGNED**
CENTERED

- FLOOR PLAN NOTES**
- PARTITION LEGEND:
CORE AND SHELL
TENANT FIT-OUT
 - DWR COLUMN COVERS 4'-0" HIGH WITH 55 CORNER GUARDS U.O.M.

- FACE-ALIGNED**
CENTERED

- FLOOR PLAN NOTES**
- PARTITION LEGEND:
CORE AND SHELL
TENANT FIT-OUT
 - DWR COLUMN COVERS 4'-0" HIGH WITH 55 CORNER GUARDS U.O.M.

- FACE-ALIGNED**
CENTERED

- FLOOR PLAN NOTES**
- PARTITION LEGEND:
CORE AND SHELL
TENANT FIT-OUT
 - DWR COLUMN COVERS 4'-0" HIGH WITH 55 CORNER GUARDS U.O.M.

- FACE-ALIGNED**
CENTERED

- FLOOR PLAN NOTES**
- PARTITION LEGEND:
CORE AND SHELL
TENANT FIT-OUT
 - DWR COLUMN COVERS 4'-0" HIGH WITH 55 CORNER GUARDS U.O.M.

- FACE-ALIGNED**
CENTERED

- FLOOR PLAN NOTES**
- PARTITION LEGEND:
CORE AND SHELL
TENANT FIT-OUT
 - DWR COLUMN COVERS 4'-0" HIGH WITH 55 CORNER GUARDS U.O.M.

- FACE-ALIGNED**
CENTERED

- FLOOR PLAN NOTES**
- PARTITION LEGEND:
CORE AND SHELL
TENANT FIT-OUT
 - DWR COLUMN COVERS 4'-0" HIGH WITH 55 CORNER GUARDS U.O.M.

- FACE-ALIGNED**
CENTERED

- FLOOR PLAN NOTES**
- PARTITION LEGEND:
CORE AND SHELL
TENANT FIT-OUT
 - DWR COLUMN COVERS 4'-0" HIGH WITH 55 CORNER GUARDS U.O.M.

- FACE-ALIGNED**
CENTERED

- FLOOR PLAN NOTES**
- PARTITION LEGEND:
CORE AND SHELL
TENANT FIT-OUT
 - DWR COLUMN COVERS 4'-0" HIGH WITH 55 CORNER GUARDS U.O.M.

- FACE-ALIGNED**
CENTERED

- FLOOR PLAN NOTES**
- PARTITION LEGEND:
CORE AND SHELL
TENANT FIT-OUT
 - DWR COLUMN COVERS 4'-0" HIGH WITH 55 CORNER GUARDS U.O.M.

- FACE-ALIGNED**
CENTERED

- FLOOR PLAN NOTES**
- PARTITION LEGEND:
CORE AND SHELL
TENANT FIT-OUT
 - DWR COLUMN COVERS 4'-0" HIGH WITH 55 CORNER GUARDS U.O.M.

- FACE-ALIGNED**
CENTERED

- FLOOR PLAN NOTES**
- PARTITION LEGEND:
CORE AND SHELL
TENANT FIT-OUT
 - DWR COLUMN COVERS 4'-0" HIGH WITH 55 CORNER GUARDS U.O.M.

- FACE-ALIGNED**
CENTERED

- FLOOR PLAN NOTES**
- PARTITION LEGEND:
CORE AND SHELL
TENANT FIT-OUT
 - DWR COLUMN COVERS 4'-0" HIGH WITH 55 CORNER GUARDS U.O.M.

- FACE-ALIGNED**
CENTERED

- FLOOR PLAN NOTES**
- PARTITION LEGEND:
CORE AND SHELL
TENANT FIT-OUT
 - DWR COLUMN COVERS 4'-0" HIGH WITH 55 CORNER GUARDS U.O.M.

- FACE-ALIGNED**
CENTERED

- FLOOR PLAN NOTES**
- PARTITION LEGEND:
CORE AND SHELL
TENANT FIT-OUT
 - DWR COLUMN COVERS 4'-0" HIGH WITH 55 CORNER GUARDS U.O.M.

- FACE-ALIGNED**
CENTERED

- FLOOR PLAN NOTES**
- PARTITION LEGEND:
CORE AND SHELL
TENANT FIT-OUT
 - DWR COLUMN COVERS 4'-0" HIGH WITH 55 CORNER GUARDS U.O.M.

- FACE-ALIGNED**
CENTERED

- FLOOR PLAN NOTES**
- PARTITION LEGEND:
CORE AND SHELL
TENANT FIT-OUT
 - DWR COLUMN COVERS 4'-0" HIGH WITH 55 CORNER GUARDS U.O.M.

- FACE-ALIGNED**
CENTERED

- FLOOR PLAN NOTES**
- PARTITION LEGEND:
CORE AND SHELL
TENANT FIT-OUT
 - DWR COLUMN COVERS 4'-0" HIGH WITH 55 CORNER GUARDS U.O.M.

- FACE-ALIGNED**
CENTERED

- FLOOR PLAN NOTES**
- PARTITION LEGEND:
CORE AND SHELL
TENANT FIT-OUT
 - DWR COLUMN COVERS 4'-0" HIGH WITH 55 CORNER GUARDS U.O.M.

- FACE-ALIGNED**
CENTERED

- FLOOR PLAN NOTES**
- PARTITION LEGEND:
CORE AND SHELL
TENANT FIT-OUT
 - DWR COLUMN COVERS 4'-0" HIGH WITH 55 CORNER GUARDS U.O.M.

- FACE-ALIGNED**
CENTERED

- FLOOR PLAN NOTES**
- PARTITION LEGEND:
CORE AND SHELL
TENANT FIT-OUT
 - DWR COLUMN COVERS 4'-0" HIGH WITH 55 CORNER GUARDS U.O.M.

- FACE-ALIGNED**
CENTERED

- FLOOR PLAN NOTES**
- PARTITION LEGEND:
CORE AND SHELL
TENANT FIT-OUT
 - DWR COLUMN COVERS 4'-0" HIGH WITH 55 CORNER GUARDS U.O.M.

- FACE-ALIGNED**
CENTERED

- FLOOR PLAN NOTES**
- PARTITION LEGEND:
CORE AND SHELL
TENANT FIT-OUT
 - DWR COLUMN COVERS 4'-0" HIGH WITH 55 CORNER GUARDS U.O.M.

- FACE-ALIGNED**
CENTERED

- FLOOR PLAN NOTES**
- PARTITION LEGEND:
CORE AND SHELL
TENANT FIT-OUT
 - DWR COLUMN COVERS 4'-0" HIGH WITH 55 CORNER GUARDS U.O.M.

- FACE-ALIGNED**
CENTERED

- FLOOR PLAN NOTES**
- PARTITION LEGEND:
CORE AND SHELL
TENANT FIT-OUT
 - DWR COLUMN COVERS 4'-0" HIGH WITH 55 CORNER GUARDS U.O.M.

- FACE-ALIGNED**
CENTERED

- FLOOR PLAN NOTES**
- PARTITION LEGEND:
CORE AND SHELL
TENANT FIT-OUT
 - DWR COLUMN COVERS 4'-0" HIGH WITH 55 CORNER GUARDS U.O.M.

- FACE-ALIGNED**
CENTERED

- FLOOR PLAN NOTES**
- PARTITION LEGEND:
CORE AND SHELL
TENANT FIT-OUT
 - DWR COLUMN COVERS 4'-0" HIGH WITH 55 CORNER GUARDS U.O.M.

- FACE-ALIGNED**
CENTERED

- FLOOR PLAN NOTES**
- PARTITION LEGEND:
CORE AND SHELL
TENANT FIT-OUT
 - DWR COLUMN COVERS 4'-0" HIGH WITH 55 CORNER GUARDS U.O.M.

- FACE-ALIGNED**
CENTERED

- FLOOR PLAN NOTES**
- PARTITION LEGEND:
CORE AND SHELL
TENANT FIT-OUT
 - DWR COLUMN COVERS 4'-0" HIGH WITH 55 CORNER GUARDS U.O.M.

- FACE-ALIGNED**
CENTERED

- FLOOR PLAN NOTES**
- PARTITION LEGEND:
CORE AND SHELL
TENANT FIT-OUT
 - DWR COLUMN COVERS 4'-0" HIGH WITH 55 CORNER GUARDS U.O.M.

- FACE-ALIGNED**
CENTERED

- FLOOR PLAN NOTES**
- PARTITION LEGEND:
CORE AND SHELL
TENANT FIT-OUT
 - DWR COLUMN COVERS 4'-0" HIGH WITH 55 CORNER GUARDS U.O.M.

- FACE-ALIGNED**
CENTERED

- FLOOR PLAN NOTES**
- PARTITION LEGEND:
CORE AND SHELL
TENANT FIT-OUT
 - DWR COLUMN COVERS 4'-0" HIGH WITH 55 CORNER GUARDS U.O.M.

- FACE-ALIGNED**
CENTERED

- FLOOR PLAN NOTES**
- PARTITION LEGEND:
CORE AND SHELL
TENANT FIT-OUT
 - DWR COLUMN COVERS 4'-0" HIGH WITH 55 CORNER GUARDS U.O.M.

- FACE-ALIGNED**
CENTERED

- FLOOR PLAN NOTES**
- PARTITION LEGEND:
CORE AND SHELL
TENANT FIT-OUT
 - DWR COLUMN COVERS 4'-0" HIGH WITH 55 CORNER GUARDS U.O.M.

- FACE-ALIGNED**
CENTERED

- FLOOR PLAN NOTES**
- PARTITION LEGEND:
CORE AND SHELL
TENANT FIT-OUT
 - DWR COLUMN COVERS 4'-0" HIGH WITH 55 CORNER GUARDS U.O.M.

- FACE-ALIGNED**
CENTERED

- FLOOR PLAN NOTES**
- PARTITION LEGEND:
CORE AND SHELL
TENANT FIT-OUT
 - DWR COLUMN COVERS 4'-0" HIGH WITH 55 CORNER GUARDS U.O.M.

- FACE-ALIGNED**
CENTERED

- FLOOR PLAN NOTES**
- PARTITION LEGEND:
CORE AND SHELL
TENANT FIT-OUT
 - DWR COLUMN COVERS 4'-0" HIGH WITH 55 CORNER GUARDS U.O.M.

- FACE-ALIGNED**
CENTERED

- FLOOR PLAN NOTES**
- PARTITION LEGEND:
CORE AND SHELL
TENANT FIT-OUT
 - DWR COLUMN COVERS 4'-0" HIGH WITH 55 CORNER GUARDS U.O.M.

- FACE-ALIGNED**
CENTERED

- FLOOR PLAN NOTES**
- PARTITION LEGEND:
CORE AND SHELL
TENANT FIT-OUT
 - DWR COLUMN COVERS 4'-0" HIGH WITH 55 CORNER GUARDS U.O.M.

- FACE-ALIGNED**
CENTERED

- FLOOR PLAN NOTES**
- PARTITION LEGEND:
CORE AND SHELL
TENANT FIT-OUT
 - DWR COLUMN COVERS 4'-0" HIGH WITH 55 CORNER GUARDS U.O.M.

- FACE-ALIGNED**
CENTERED

- FLOOR PLAN NOTES**
- PARTITION LEGEND:
CORE AND SHELL
TENANT FIT-OUT
 - DWR COLUMN COVERS 4'-0" HIGH WITH 55 CORNER GUARDS U.O.M.

- FACE-ALIGNED**
CENTERED

- FLOOR PLAN NOTES**
- PARTITION LEGEND:
CORE AND SHELL
TENANT FIT-OUT
 - DWR COLUMN COVERS 4'-0" HIGH WITH 55 CORNER GUARDS U.O.M.

- FACE-ALIGNED**
CENTERED

- FLOOR PLAN NOTES**
- PARTITION LEGEND:
CORE AND SHELL
TENANT FIT-OUT
 - DWR COLUMN COVERS 4'-0" HIGH WITH 55 CORNER GUARDS U.O.M.

- FACE-ALIGNED**
CENTERED

- FLOOR PLAN NOTES**
- PARTITION LEGEND:
CORE AND SHELL
TENANT FIT-OUT
 - DWR COLUMN COVERS 4'-0" HIGH WITH 55 CORNER GUARDS U.O.M.

- FACE-ALIGNED**
CENTERED

- FLOOR PLAN NOTES**
- PARTITION LEGEND:
CORE AND SHELL
TENANT FIT-OUT
 - DWR COLUMN COVERS 4'-0" HIGH WITH 55 CORNER GUARDS U.O.M.

- FACE-ALIGNED**
CENTERED

- FLOOR PLAN NOTES**
- PARTITION LEGEND:
CORE AND SHELL
TENANT FIT-OUT
 - DWR COLUMN COVERS 4'-0" HIGH WITH 55 CORNER GUARDS U.O.M.

- FACE-ALIGNED**
CENTERED

- FLOOR PLAN NOTES**
- PARTITION LEGEND:
CORE AND SHELL
TENANT FIT-OUT
 - DWR COLUMN COVERS 4'-0" HIGH WITH 55 CORNER GUARDS U.O.M.

- FACE-ALIGNED**
CENTERED

- FLOOR PLAN NOTES**
- PARTITION LEGEND:
CORE AND SHELL
TENANT FIT-OUT
 - DWR COLUMN COVERS 4'-0" HIGH WITH 55 CORNER GUARDS U.O.M.

- FACE-ALIGNED**
CENTERED

- FLOOR PLAN NOTES**
- PARTITION LEGEND:
CORE AND SHELL
TENANT FIT-OUT
 - DWR COLUMN COVERS 4'-0" HIGH WITH 55 CORNER GUARDS U.O.M.

- FACE-ALIGNED**
CENTERED

- FLOOR PLAN NOTES**
- PARTITION LEGEND:
CORE AND SHELL
TENANT FIT-OUT
 - DWR COLUMN COVERS 4'-0" HIGH WITH 55 CORNER GUARDS U.O.M.

- FACE-ALIGNED**
CENTERED

- FLOOR PLAN NOTES**
- PARTITION LEGEND:
CORE AND SHELL
TENANT FIT-OUT
 - DWR COLUMN COVERS 4'-0" HIGH WITH 55 CORNER GUARDS U.O.M.

- FACE-ALIGNED**
CENTERED

- FLOOR PLAN NOTES**
- PARTITION LEGEND:
CORE AND SHELL
TENANT FIT-OUT
 - DWR COLUMN COVERS 4'-0" HIGH WITH 55 CORNER GUARDS U.O.M.

- FACE-ALIGNED**
CENTERED

- FLOOR PLAN NOTES**
- PARTITION LEGEND:
CORE AND SHELL
TENANT FIT-OUT
 - DWR COLUMN COVERS 4'-0" HIGH WITH 55 CORNER GUARDS U.O.M.

- FACE-ALIGNED**
CENTERED

- FLOOR PLAN NOTES**
- PARTITION LEGEND:
CORE AND SHELL
TENANT FIT-OUT
 - DWR COLUMN COVERS 4'-0" HIGH WITH 55 CORNER GUARDS U.O.M.

- FACE-ALIGNED**
CENTERED

- FLOOR PLAN NOTES**
- PARTITION LEGEND:
CORE AND SHELL
TENANT FIT-OUT
 - DWR COLUMN COVERS 4'-0" HIGH WITH 55 CORNER GUARDS U.O.M.

- FACE-ALIGNED**
CENTERED

- FLOOR PLAN NOTES**
- PARTITION LEGEND:
CORE AND SHELL
TENANT FIT-OUT
 - DWR COLUMN COVERS 4'-0" HIGH WITH 55 CORNER GUARDS U.O.M.

- FACE-ALIGNED**
CENTERED

- FLOOR PLAN NOTES**
- PARTITION LEGEND:
CORE AND SHELL
TENANT FIT-OUT
 - DWR COLUMN COVERS 4'-0" HIGH WITH 55 CORNER GUARDS U.O.M.

- FACE-ALIGNED**
CENTERED

- FLOOR PLAN NOTES**
- PARTITION LEGEND:
CORE AND SHELL
TENANT FIT-OUT
 - DWR COLUMN COVERS 4'-0" HIGH WITH 55 CORNER GUARDS U.O.M.

- FACE-ALIGNED**
CENTERED

- FLOOR PLAN NOTES**
- PARTITION LEGEND:
CORE AND SHELL
TENANT FIT-OUT
 - DWR COLUMN COVERS 4'-0" HIGH WITH 55 CORNER GUARDS U.O.M.

- FACE-ALIGNED**
CENTERED

- FLOOR PLAN NOTES**
- PARTITION LEGEND:
CORE AND SHELL
TENANT FIT-OUT
 - DWR COLUMN COVERS 4'-0" HIGH WITH 55 CORNER GUARDS U.O.M.

- FACE-ALIGNED**
CENTERED

- FLOOR PLAN NOTES**
- PARTITION LEGEND:
CORE AND SHELL
TENANT FIT-OUT
 - DWR COLUMN COVERS 4'-0" HIGH WITH 55 CORNER GUARDS U.O.M.

- FACE-ALIGNED**
CENTERED

- FLOOR PLAN NOTES**
- PARTITION LEGEND:
CORE AND SHELL
TENANT FIT-OUT
 - DWR COLUMN COVERS 4'-0" HIGH WITH 55 CORNER GUARDS U.O.M.

- FACE-ALIGNED**
CENTERED

- FLOOR PLAN NOTES**
- PARTITION LEGEND:
CORE AND SHELL
TENANT FIT-OUT
 - DWR COLUMN COVERS 4'-0" HIGH WITH 55 CORNER GUARDS U.O.M.

- FACE-ALIGNED**
CENTERED

- FLOOR PLAN NOTES**
- PARTITION LEGEND:
CORE AND SHELL
TENANT FIT-OUT
 - DWR COLUMN COVERS 4'-0" HIGH WITH 55 CORNER GUARDS U.O.M.

-



Client
Related Companies
60 Columbus Circle
New York, NY 10023
TEL: 212.801.1000 FAX: 212.801.1048

Contract Properties Group
320 Park Avenue, 17th Floor
New York, NY 10022
TEL: 212.966.7514 FAX: 212.966.7510

Architect
John Pedersen Fox Associates
11 West 42nd Street
New York, New York 10036
TEL: 212.977.6000 FAX: 212.956.2526

Structural Engineer
Thomson Tomasetti, Inc.
21 Madison Avenue
New York, New York 10010
TEL: 917.661.7800 FAX: 718.661.7801

Mechanical, Electrical, Plumbing, Fire Protection
James Baum & Bolles Consulting Engineers
50 Pine Street
New York, NY 10013
TEL: 212.530.9300 FAX: 212.269.5894

Retail Interior Design & Planning
Ellis + Mandell
300 A Street
Boston, MA 02210
TEL: 617.426.1300

- AI-SERIES GENERAL NOTES
- SEE DRAWING A6-0101 FOR PARTITION SCHEDULE AND SYMBOL DESCRIPTION.
 - SEE SPECIFICATION FOR CONFORMANCE EQUIPMENT SCHEDULE AND DRAWING A6-0101 FOR STAIR SCHEDULE AND STAIR COMPONENT TYPES.
 - SLOPING BRICKLINES ARE INDICATED THUSLY.
 - FIRE-RATED PARTITIONS ARE INDICATED:
1-HOUR: [Symbol]
2-HOUR: [Symbol]
3-HOUR: [Symbol]
SEE AN SERIES ENLARGED CORE PLANS FOR SPECIFIC PARTITION TYPES NOT IDENTIFIED IN THIS PLAN SERIES.
 - FOR TOWER A SPECIFIC INFORMATION IN SECTORS D1 & D2, REFER TO AI-SERIES DIM'S SHOWING MBR AND OSR. REFER TO AI-SERIES ENLARGED CORE PLANS FOR RETAIL PODIUM-SPECIFIC INFORMATION IN SECTORS D3 & D4. REFER TO AI-SERIES DIM'S SHOWING MBR AND OSR.
 - ALL FIRE STAIRS ENCLOSURES IN SECTOR D1, D2, D3, D4, OSR AND OSR-CDSET OF 2-HOUR MASONRY U.O.M. INDICATED THUSLY.
 - INTAKE AND EXHAUST SHAFT ENCLOSURES SUPPORTING PLATFORM SPACES CONSIST OF 2-HOUR MASONRY INDICATED THUSLY.
 - 2-HR RATED INTERIOR SEPARATION FOR INITIAL T.C.D. BETWEEN TOWER A AND RETAIL PODIUM IS INDICATED THUSLY.
 - REFER TO A6-1001 THROUGH A6-1004 SERIES DIM'S FOR EXTERIOR SCOPE SEPARATION BETWEEN T.A AND PD.
 - ELEVATOR SILLS, STAIR LANDING, AND SERVICE ELEVATOR LOBBIES SHALL ALIGN WITH THE TOP OF FINISH FLOOR U.O.M.
 - REFER TO A6-SERIES FINISH PLANS FOR CONCRETE TOPPING SLAB, EQUIPMENT PADS, CURBS, FLOOR COATINGS, AND WALL PROTECTION.
 - REFER TO A6-SERIES FOR CORE & SHELL CEILING ASSEMBLIES AND ENCLOSED OVERHEAD MEP SHUT OFF SETS.
 - REFER TO A6-SERIES FOR ALL EDGE OF STRUCTURAL SLAB DIMENSIONS.
 - INSULATION. SEE BUILDING SECTIONS FOR INFO. SEE FINISH SCHEDULE FOR TYPE.
 - PARTITIONS SHOWN WITHOUT SET-OUT DIMENSIONS AND LOCATED AT A GRIDLINE ARE TO BE LOCATED THUSLY.



- FLOOR PLAN NOTES
- PARTITION LEGEND
CORE AND SHELL [Symbol]
TENANT FIT-OUT [Symbol]
 - GWB COLUMN COVERS 4'-0" HIGH WITH 55 CORNER GUARDS U.O.M.



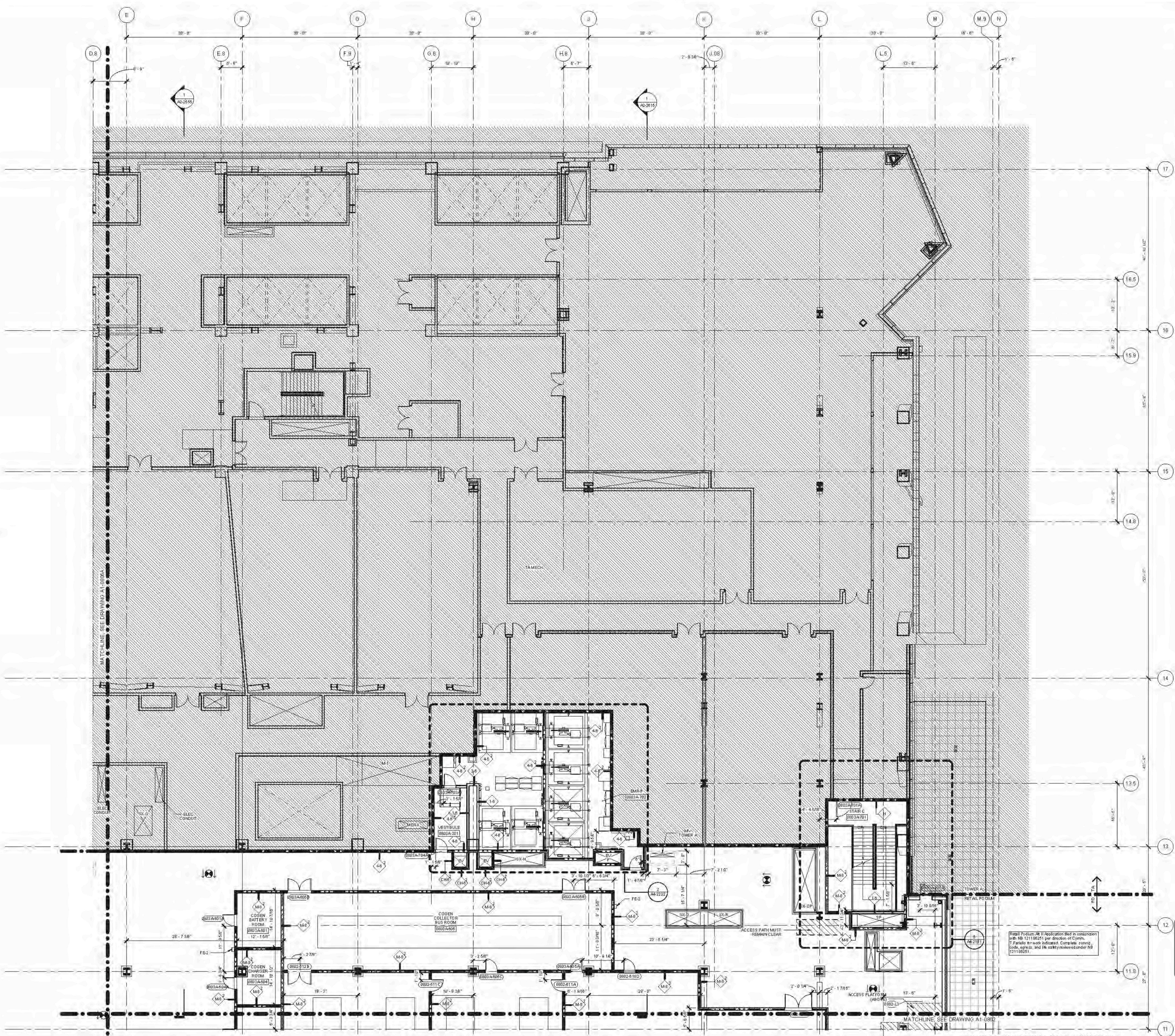
APPROVED
Under Directive 2 of 2015
Date: 6/22/2015



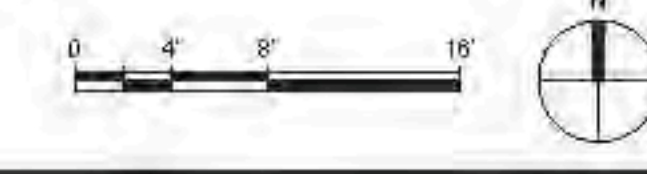
HYE - TA - A1-0903A

FLOOR PLAN 08 RETAIL
MECHANICAL
SECTOR 03A
(MARKETING 08)

Project Number: A1-0903A
Drawing Number: A-179.00
SHEET 80 OF 500



1 FLOOR PLAN 08 (DISPLAY 8) SECTOR 03A
SCALE: 1/8" = 1'-0"



FLOOR PLAN 08 (DISPLAY 8) SECTOR 03A
 DAMIAN TITUS, ARCHITECT
 20201511 14:35 AM

- GENERAL NOTES**
- SEE DRAWING A0-010X SERIES FOR PARTITION SCHEDULE AND SYMBOL DESCRIPTION.
 - SEE SPECIFICATION FOR CONVEYANCE EQUIPMENT SCHEDULE AND DRAWING A0-010X FOR STAIR SCHEDULE AND STAIR COMPONENT TYPES.
 - SLOPING GRIDLINES ARE INDICATED THUSLY:
 - FIRE RATED PARTITIONS ARE INDICATED:
1-HOUR:
2-HOUR:
3-HOUR:
SEE A SERIES ENLARGED CORE PLANS FOR SPECIFIC PARTITION TYPES NOT IDENTIFIED IN THIS PLAN SERIES.
 - FOR TOWER A'S SPECIFIC INFORMATION IN SECTORS D1, D2, D3A, D4, D5, AND D6, REFER TO ALL SERIES DWGS ENDING IN D8 AND D9. FOR RETAIL PODIUM SPECIFIC INFORMATION IN SECTORS D8, D9, REFER TO A1-SERIES DWGS ENDING IN D3A AND D4.
 - ALL FIRE STAIRS ENCLOSURES IN SECTORS D1, D2, D3A, D4, D5, AND D6, CONSIST OF 2-HOUR MASONRY (U.O.N.).
 - ALL GMR AT FIRE STAIR ENCLOSURES AND ELEVATOR HOISTWAY ENCLOSURES SHALL BE IMPACT RESISTANT.
 - INTAKE AND EXHAUST SHAFT ENCLOSURES SUPPORTING PLATFORM SPACES CONSIST OF 2-HOUR MASONRY.
 - 3-HR RATED INTERIOR SEPARATION FOR INITIAL T.C.O. BETWEEN TOWER A AND RETAIL PODIUM IS INDICATED THUSLY:
 - REFER TO A0-000X SERIES DWGS FOR EXTERIOR SCOPE SEPARATION BETWEEN TA AND PD.
 - REFER TO S-SERIES DWGS FOR EDGE OF SLAB INFORMATION.

Client
Related Companies
60 Columbus Circle
New York, NY 10023
TEL: 212.801.1000 FAX: 212.801.1048

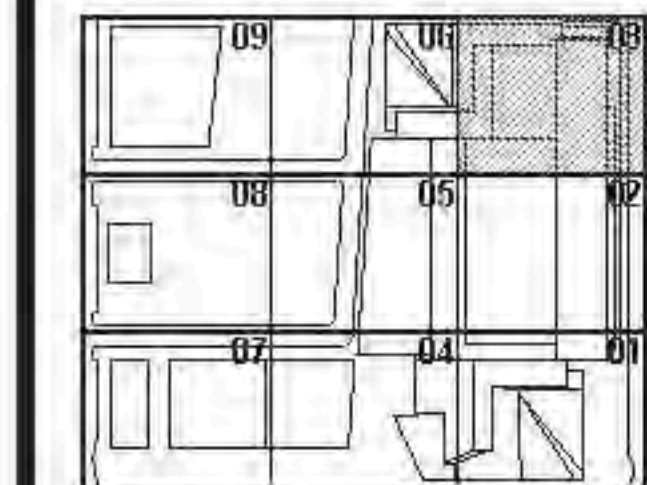
Contract Properties Group
320 Park Avenue, 17th Floor
New York, NY 10022
TEL: 212.966.7514 FAX: 212.966.7510

Architect
Kohn Pedersen Fox Associates PC
Architects & Planning Consultants
11 West 42nd Street
New York, New York 10036
TEL: 212.977.6200 FAX: 212.966.2526

Structural Engineer
Thomson Townsend, Inc.
21 Madison Avenue
New York, New York 10010
TEL: 917.661.7800 FAX: 718.661.7801

Mechanical, Electrical, Plumbing, Fire Protection
James Baum & Bolles Consulting Engineers
80 Pine Street
New York, NY 10013
TEL: 212.530.9300 FAX: 212.269.5894

D.D.B. BUILDING PERMIT PLING 12/01/2014
Exemption

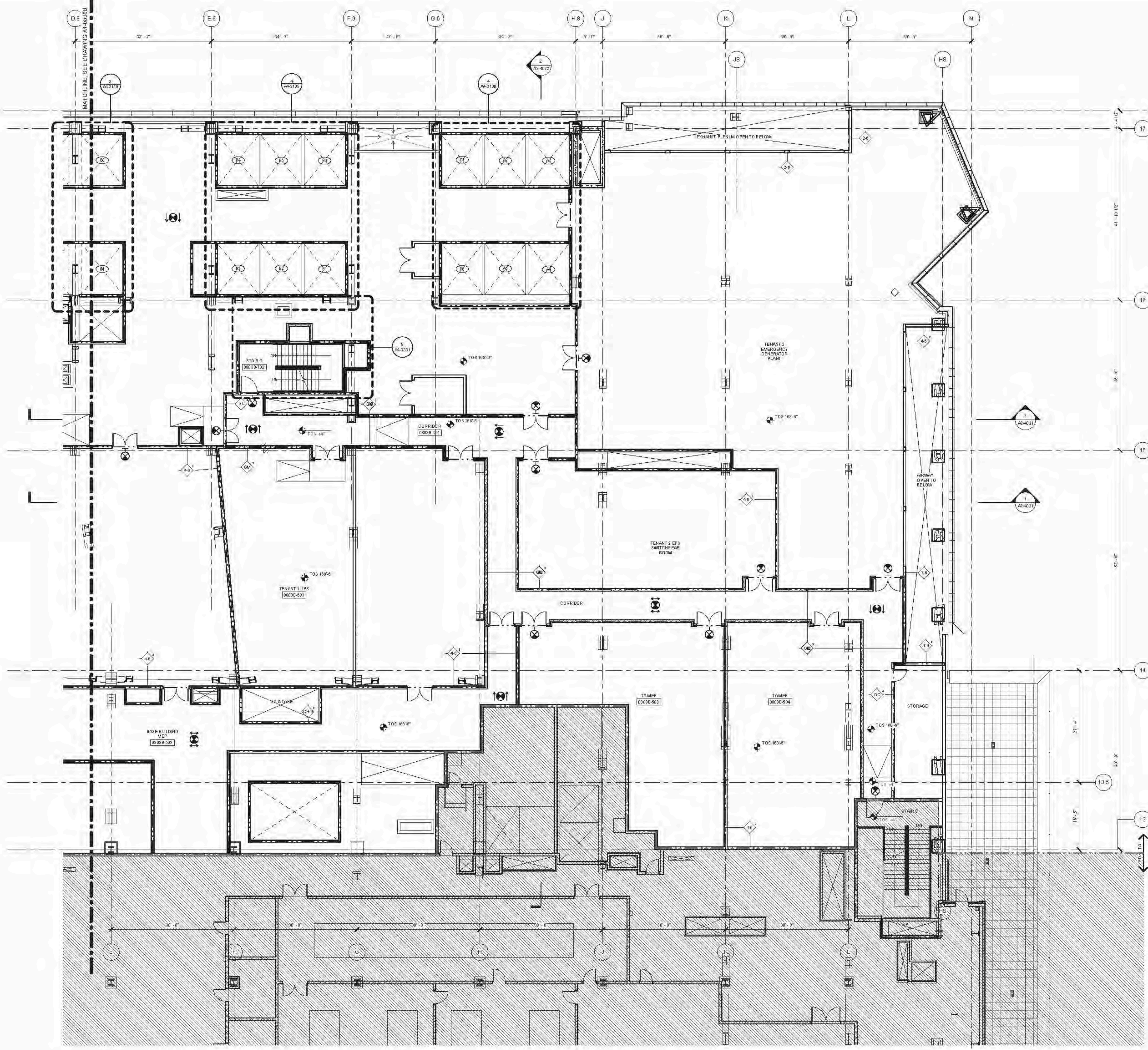


Issue Date: 12/10/2014
Project No: 1776
Drawing No: **HYE - TA - A1-0803B**

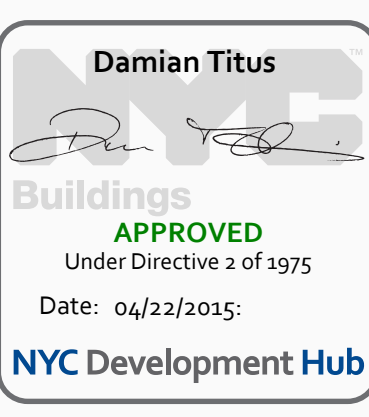
**FLOOR PLAN 08 MECH
SECTOR 03B
(MARKETING 08)**

Drawing Number: **A1-0803B**
Revision Drawing Number: **A-180.00**

SHEET 81 OF 500



1 FLOOR PLAN 08 (DISPLAY 8) SECTOR 03
SCALE: 1/8" = 1'-0"



A1-0803B
 12/02/2014 12:17 PM
 FLOOR PLANS, MECHANICAL, ELECTRICAL, PLUMBING, FIRE PROTECTION
 C:\P\1776\1776_HYE_TA_A1-0803B_0803B_PROJ\0803B_0803B_Proj\0803B_0803B_Proj.dwg

01. SEE DRAWING A6-0101 FOR PARTITION SCHEDULE AND SYMBOL DESCRIPTION.
02. SEE SPECIFICATION FOR COMPLIANCE EQUIPMENT SCHEDULE AND DRAWING A4-0101 FOR STAIR SCHEDULE AND STAIR COMPONENT TYPES.
03. SLOPING GRIDLINES ARE INDICATED THUSLY:
04. FIRE-RATED PARTITIONS ARE INDICATED:
 1-HOUR:
 2-HOUR:
 3-HOUR:
 SEE A4-SERIES ENLARGED CORE PLANS FOR SPECIFIC PARTITION TYPES NOT IDENTIFIED IN THIS PLAN SERIES.
05. FOR TOWER A SPECIFIC INFORMATION IN SECTIONS 01 & 04, REFER TO A1-SERIES DWG'S SHOWING N03 AND 05. FOR RETAIL PODIUM-SPECIFIC INFORMATION IN SECTIONS 02 & 03, REFER TO A1-SERIES DWG'S SHOWING N03A AND 05A.
06. ALL FIRE STAIRS ENCLOSURES IN SECTIONS 01, 02, 03A, 04, 05 AND 06A CONSIST OF 2-HOUR MASONRY U.O.N. INDICATED THUSLY:
07. INTAKE AND EXHAUST SHAFT ENCLOSURES SUPPORTING PLATFORM SPACES CONSIST OF 2-HOUR MASONRY INDICATED THUSLY:
08. 2-HR RATED INTERIOR SEPARATION FOR INITIAL T.C.O. BETWEEN TOWER A AND RETAIL PODIUM IS INDICATED THUSLY:

REFER TO A0-1001 THROUGH A0-1004 SERIES DWGS FOR EXTERIOR SCOPE SEPARATION BETWEEN TA AND PD.

09. ELEVATOR SILLS, STAIR LANDINGS, AND SERVICE ELEVATOR LOBBIES SHALL ALIGN WITH THE TOP OF FINISH FLOOR, U.O.N.
10. REFER TO A0-SERIES FINISH PLANS FOR CONCRETE TOP FLOOR SLAB, EQUIPMENT PADS, CURBS, FLOOR COATINGS, AND WALL PROTECTION.
11. REFER TO A0-SERIES FOR CORE & SHELL CEILING ASSEMBLIES AND ENCLOSED OVERHEAD MER SHET OFFSETS.
12. REFER TO 50-SERIES FOR ALL EDGE OF STRUCTURAL SLAB DIMENSIONS.
13. INSULATION, SEE BUILDING SECTIONS FOR INFO, SEE FINISH SCHEDULE FOR TYPE.
14. PARTITIONS SHOWN WITHOUT SET-OUT DIMENSIONS AND LOCATED AT A GRIDLINE ARE TO BE LOCATED THUSLY:

REFER TO A0-1001 THROUGH A0-1004 SERIES DWGS FOR EXTERIOR SCOPE SEPARATION BETWEEN TA AND PD.

15. REFER TO A0-SERIES FINISH PLANS FOR CONCRETE TOP FLOOR SLAB, EQUIPMENT PADS, CURBS, FLOOR COATINGS, AND WALL PROTECTION.
16. REFER TO A0-SERIES FOR CORE & SHELL CEILING ASSEMBLIES AND ENCLOSED OVERHEAD MER SHET OFFSETS.
17. REFER TO 50-SERIES FOR ALL EDGE OF STRUCTURAL SLAB DIMENSIONS.
18. INSULATION, SEE BUILDING SECTIONS FOR INFO, SEE FINISH SCHEDULE FOR TYPE.
19. PARTITIONS SHOWN WITHOUT SET-OUT DIMENSIONS AND LOCATED AT A GRIDLINE ARE TO BE LOCATED THUSLY:

REFER TO A0-1001 THROUGH A0-1004 SERIES DWGS FOR EXTERIOR SCOPE SEPARATION BETWEEN TA AND PD.

20. REFER TO A0-SERIES FINISH PLANS FOR CONCRETE TOP FLOOR SLAB, EQUIPMENT PADS, CURBS, FLOOR COATINGS, AND WALL PROTECTION.
21. REFER TO A0-SERIES FOR CORE & SHELL CEILING ASSEMBLIES AND ENCLOSED OVERHEAD MER SHET OFFSETS.
22. REFER TO 50-SERIES FOR ALL EDGE OF STRUCTURAL SLAB DIMENSIONS.
23. INSULATION, SEE BUILDING SECTIONS FOR INFO, SEE FINISH SCHEDULE FOR TYPE.
24. PARTITIONS SHOWN WITHOUT SET-OUT DIMENSIONS AND LOCATED AT A GRIDLINE ARE TO BE LOCATED THUSLY:

REFER TO A0-1001 THROUGH A0-1004 SERIES DWGS FOR EXTERIOR SCOPE SEPARATION BETWEEN TA AND PD.

25. REFER TO A0-SERIES FINISH PLANS FOR CONCRETE TOP FLOOR SLAB, EQUIPMENT PADS, CURBS, FLOOR COATINGS, AND WALL PROTECTION.
26. REFER TO A0-SERIES FOR CORE & SHELL CEILING ASSEMBLIES AND ENCLOSED OVERHEAD MER SHET OFFSETS.
27. REFER TO 50-SERIES FOR ALL EDGE OF STRUCTURAL SLAB DIMENSIONS.
28. INSULATION, SEE BUILDING SECTIONS FOR INFO, SEE FINISH SCHEDULE FOR TYPE.
29. PARTITIONS SHOWN WITHOUT SET-OUT DIMENSIONS AND LOCATED AT A GRIDLINE ARE TO BE LOCATED THUSLY:

REFER TO A0-1001 THROUGH A0-1004 SERIES DWGS FOR EXTERIOR SCOPE SEPARATION BETWEEN TA AND PD.

30. REFER TO A0-SERIES FINISH PLANS FOR CONCRETE TOP FLOOR SLAB, EQUIPMENT PADS, CURBS, FLOOR COATINGS, AND WALL PROTECTION.
31. REFER TO A0-SERIES FOR CORE & SHELL CEILING ASSEMBLIES AND ENCLOSED OVERHEAD MER SHET OFFSETS.
32. REFER TO 50-SERIES FOR ALL EDGE OF STRUCTURAL SLAB DIMENSIONS.
33. INSULATION, SEE BUILDING SECTIONS FOR INFO, SEE FINISH SCHEDULE FOR TYPE.
34. PARTITIONS SHOWN WITHOUT SET-OUT DIMENSIONS AND LOCATED AT A GRIDLINE ARE TO BE LOCATED THUSLY:

REFER TO A0-1001 THROUGH A0-1004 SERIES DWGS FOR EXTERIOR SCOPE SEPARATION BETWEEN TA AND PD.

35. REFER TO A0-SERIES FINISH PLANS FOR CONCRETE TOP FLOOR SLAB, EQUIPMENT PADS, CURBS, FLOOR COATINGS, AND WALL PROTECTION.
36. REFER TO A0-SERIES FOR CORE & SHELL CEILING ASSEMBLIES AND ENCLOSED OVERHEAD MER SHET OFFSETS.
37. REFER TO 50-SERIES FOR ALL EDGE OF STRUCTURAL SLAB DIMENSIONS.
38. INSULATION, SEE BUILDING SECTIONS FOR INFO, SEE FINISH SCHEDULE FOR TYPE.
39. PARTITIONS SHOWN WITHOUT SET-OUT DIMENSIONS AND LOCATED AT A GRIDLINE ARE TO BE LOCATED THUSLY:

REFER TO A0-1001 THROUGH A0-1004 SERIES DWGS FOR EXTERIOR SCOPE SEPARATION BETWEEN TA AND PD.

40. REFER TO A0-SERIES FINISH PLANS FOR CONCRETE TOP FLOOR SLAB, EQUIPMENT PADS, CURBS, FLOOR COATINGS, AND WALL PROTECTION.
41. REFER TO A0-SERIES FOR CORE & SHELL CEILING ASSEMBLIES AND ENCLOSED OVERHEAD MER SHET OFFSETS.
42. REFER TO 50-SERIES FOR ALL EDGE OF STRUCTURAL SLAB DIMENSIONS.
43. INSULATION, SEE BUILDING SECTIONS FOR INFO, SEE FINISH SCHEDULE FOR TYPE.
44. PARTITIONS SHOWN WITHOUT SET-OUT DIMENSIONS AND LOCATED AT A GRIDLINE ARE TO BE LOCATED THUSLY:

REFER TO A0-1001 THROUGH A0-1004 SERIES DWGS FOR EXTERIOR SCOPE SEPARATION BETWEEN TA AND PD.

45. REFER TO A0-SERIES FINISH PLANS FOR CONCRETE TOP FLOOR SLAB, EQUIPMENT PADS, CURBS, FLOOR COATINGS, AND WALL PROTECTION.
46. REFER TO A0-SERIES FOR CORE & SHELL CEILING ASSEMBLIES AND ENCLOSED OVERHEAD MER SHET OFFSETS.
47. REFER TO 50-SERIES FOR ALL EDGE OF STRUCTURAL SLAB DIMENSIONS.
48. INSULATION, SEE BUILDING SECTIONS FOR INFO, SEE FINISH SCHEDULE FOR TYPE.
49. PARTITIONS SHOWN WITHOUT SET-OUT DIMENSIONS AND LOCATED AT A GRIDLINE ARE TO BE LOCATED THUSLY:

REFER TO A0-1001 THROUGH A0-1004 SERIES DWGS FOR EXTERIOR SCOPE SEPARATION BETWEEN TA AND PD.

50. REFER TO A0-SERIES FINISH PLANS FOR CONCRETE TOP FLOOR SLAB, EQUIPMENT PADS, CURBS, FLOOR COATINGS, AND WALL PROTECTION.
51. REFER TO A0-SERIES FOR CORE & SHELL CEILING ASSEMBLIES AND ENCLOSED OVERHEAD MER SHET OFFSETS.
52. REFER TO 50-SERIES FOR ALL EDGE OF STRUCTURAL SLAB DIMENSIONS.
53. INSULATION, SEE BUILDING SECTIONS FOR INFO, SEE FINISH SCHEDULE FOR TYPE.
54. PARTITIONS SHOWN WITHOUT SET-OUT DIMENSIONS AND LOCATED AT A GRIDLINE ARE TO BE LOCATED THUSLY:

REFER TO A0-1001 THROUGH A0-1004 SERIES DWGS FOR EXTERIOR SCOPE SEPARATION BETWEEN TA AND PD.

55. REFER TO A0-SERIES FINISH PLANS FOR CONCRETE TOP FLOOR SLAB, EQUIPMENT PADS, CURBS, FLOOR COATINGS, AND WALL PROTECTION.
56. REFER TO A0-SERIES FOR CORE & SHELL CEILING ASSEMBLIES AND ENCLOSED OVERHEAD MER SHET OFFSETS.
57. REFER TO 50-SERIES FOR ALL EDGE OF STRUCTURAL SLAB DIMENSIONS.
58. INSULATION, SEE BUILDING SECTIONS FOR INFO, SEE FINISH SCHEDULE FOR TYPE.
59. PARTITIONS SHOWN WITHOUT SET-OUT DIMENSIONS AND LOCATED AT A GRIDLINE ARE TO BE LOCATED THUSLY:

REFER TO A0-1001 THROUGH A0-1004 SERIES DWGS FOR EXTERIOR SCOPE SEPARATION BETWEEN TA AND PD.

60. REFER TO A0-SERIES FINISH PLANS FOR CONCRETE TOP FLOOR SLAB, EQUIPMENT PADS, CURBS, FLOOR COATINGS, AND WALL PROTECTION.
61. REFER TO A0-SERIES FOR CORE & SHELL CEILING ASSEMBLIES AND ENCLOSED OVERHEAD MER SHET OFFSETS.
62. REFER TO 50-SERIES FOR ALL EDGE OF STRUCTURAL SLAB DIMENSIONS.
63. INSULATION, SEE BUILDING SECTIONS FOR INFO, SEE FINISH SCHEDULE FOR TYPE.
64. PARTITIONS SHOWN WITHOUT SET-OUT DIMENSIONS AND LOCATED AT A GRIDLINE ARE TO BE LOCATED THUSLY:

REFER TO A0-1001 THROUGH A0-1004 SERIES DWGS FOR EXTERIOR SCOPE SEPARATION BETWEEN TA AND PD.

65. REFER TO A0-SERIES FINISH PLANS FOR CONCRETE TOP FLOOR SLAB, EQUIPMENT PADS, CURBS, FLOOR COATINGS, AND WALL PROTECTION.
66. REFER TO A0-SERIES FOR CORE & SHELL CEILING ASSEMBLIES AND ENCLOSED OVERHEAD MER SHET OFFSETS.
67. REFER TO 50-SERIES FOR ALL EDGE OF STRUCTURAL SLAB DIMENSIONS.
68. INSULATION, SEE BUILDING SECTIONS FOR INFO, SEE FINISH SCHEDULE FOR TYPE.
69. PARTITIONS SHOWN WITHOUT SET-OUT DIMENSIONS AND LOCATED AT A GRIDLINE ARE TO BE LOCATED THUSLY:

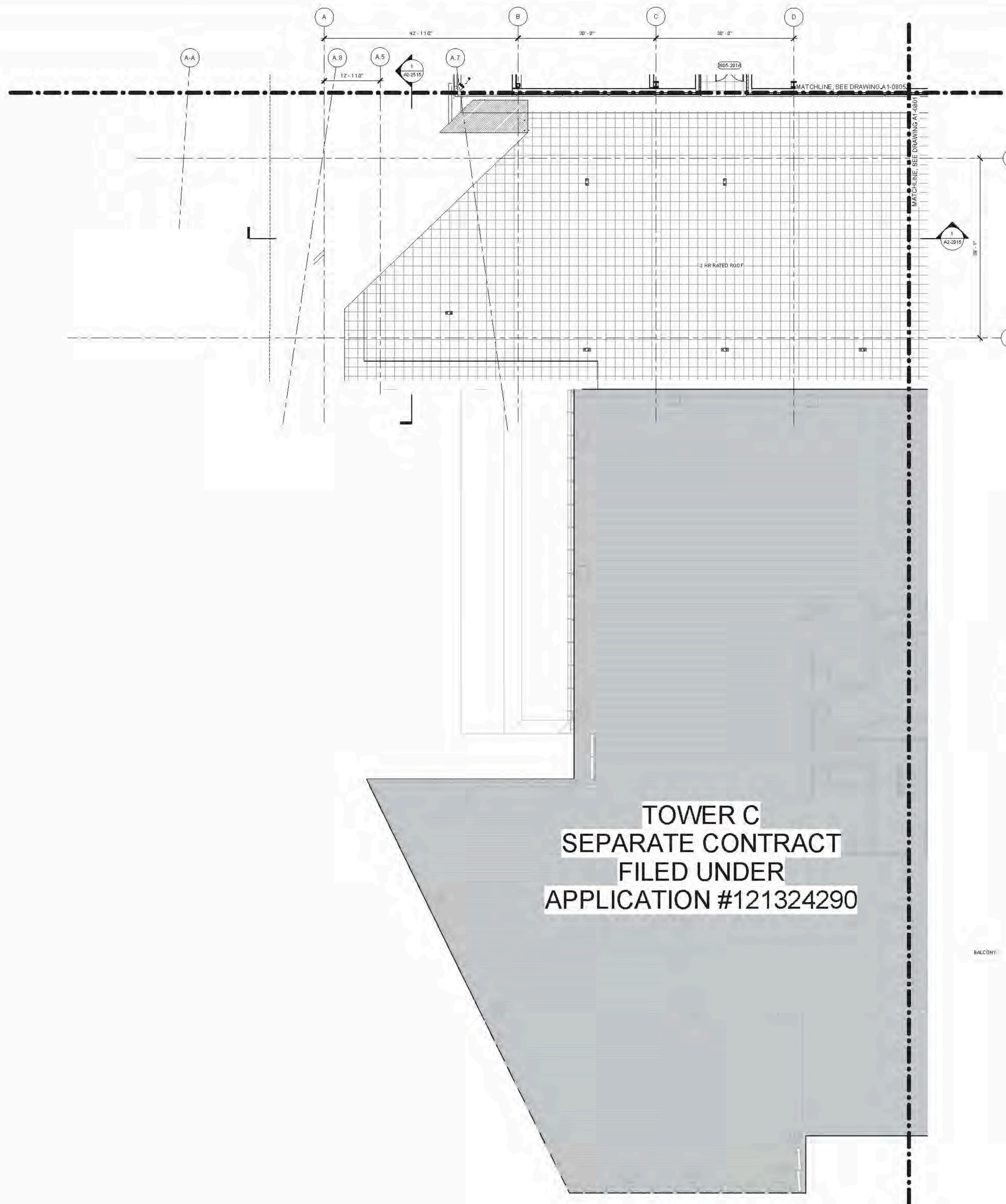
REFER TO A0-1001 THROUGH A0-1004 SERIES DWGS FOR EXTERIOR SCOPE SEPARATION BETWEEN TA AND PD.

70. REFER TO A0-SERIES FINISH PLANS FOR CONCRETE TOP FLOOR SLAB, EQUIPMENT PADS, CURBS, FLOOR COATINGS, AND WALL PROTECTION.
71. REFER TO A0-SERIES FOR CORE & SHELL CEILING ASSEMBLIES AND ENCLOSED OVERHEAD MER SHET OFFSETS.
72. REFER TO 50-SERIES FOR ALL EDGE OF STRUCTURAL SLAB DIMENSIONS.
73. INSULATION, SEE BUILDING SECTIONS FOR INFO, SEE FINISH SCHEDULE FOR TYPE.
74. PARTITIONS SHOWN WITHOUT SET-OUT DIMENSIONS AND LOCATED AT A GRIDLINE ARE TO BE LOCATED THUSLY:

REFER TO A0-1001 THROUGH A0-1004 SERIES DWGS FOR EXTERIOR SCOPE SEPARATION BETWEEN TA AND PD.

75. REFER TO A0-SERIES FINISH PLANS FOR CONCRETE TOP FLOOR SLAB, EQUIPMENT PADS, CURBS, FLOOR COATINGS, AND WALL PROTECTION.
76. REFER TO A0-SERIES FOR CORE & SHELL CEILING ASSEMBLIES AND ENCLOSED OVERHEAD MER SHET OFFSETS.
77. REFER TO 50-SERIES FOR ALL EDGE OF STRUCTURAL SLAB DIMENSIONS.
78. INSULATION, SEE BUILDING SECTIONS FOR INFO, SEE FINISH SCHEDULE FOR TYPE.
79. PARTITIONS SHOWN WITHOUT SET-OUT DIMENSIONS AND LOCATED AT A GRIDLINE ARE TO BE LOCATED THUSLY:



REFER TO A0-1001 THROUGH A0-1004 SERIES DWGS FOR EXTERIOR SCOPE SEPARATION BETWEEN TA AND PD.



**TOWER C
SEPARATE CONTRACT
FILED UNDER
APPLICATION #121324290**

FLOOR PLAN NOTES

1. PARTITION LEGEND
 CORE AND SHELL
 TENANT FIT-OUT
2. DWB COLUMN COVERS 4'-0" HIGH WITH 88 CORNER GUARDS U.O.N.



Client
Related Companies
40 Columbus Circle
New York, NY 10023
TEL: 212.801.1000 FAX: 212.801.1048

General Contractor
Coford Properties Group
200 Park Avenue, 17th Floor
New York, NY 10022
TEL: 212.966.7514 FAX: 212.966.7510

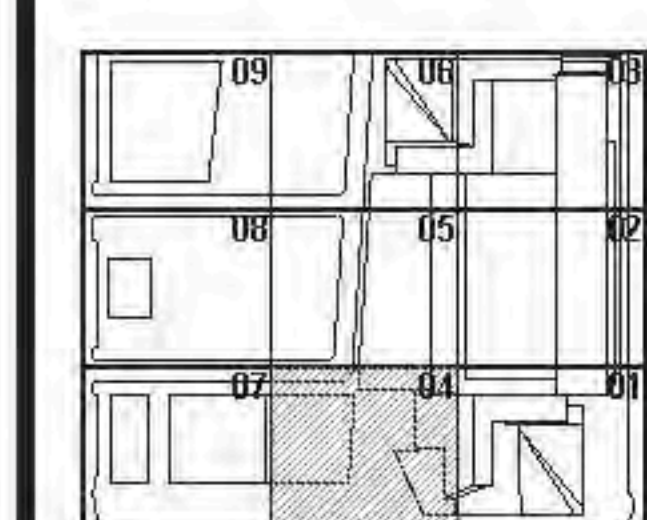
Architect
John Pedersen Fox Associates
11 West 42nd Street
New York, New York 10036
TEL: 212.977.6000 FAX: 212.956.2526

Structural Engineer
Thomson Tomasetti, Inc.
21 Madison Avenue
New York, New York 10010
TEL: 917.661.7800 FAX: 718.661.7801

Mechanical, Electrical, Plumbing, Fire Protection
Janis Baum & Bolles Consulting Engineers
80 Pine Street
New York, NY 10013
TEL: 212.530.9300 FAX: 212.269.5894

Retail Interior Design & Planning
Ellis + Mandel
300 A Street
Boston, MA 02210
TEL: 617.426.1300

D.O.B. BUILDING PERMIT PLDNO 1220249



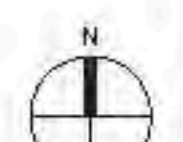
HYE - TA - A1-0804

**FLOOR PLAN 08 RETAIL
MECHANICAL
SECTOR 04
(MARKETING 08)**

A1-0804
Drawing Number

A-181.00
SHEET 82 OF 500

1 FLOOR PLAN 08 (DISPLAY 8) SECTOR 04
SCALE: 1/8" = 1'-0"



Client
Related Companies
60 Columbus Circle
New York, NY 10023
TEL: 212.801.1000 FAX: 212.801.1048

Contractor
Coford Properties Group
300 Park Avenue, 17th Floor
New York, NY 10022
TEL: 212.966.7514 FAX: 212.966.7510

Architect
John Pedemonte Associates
11 West 42nd Street
New York, New York 10036
TEL: 212.977.6000 FAX: 212.956.2526

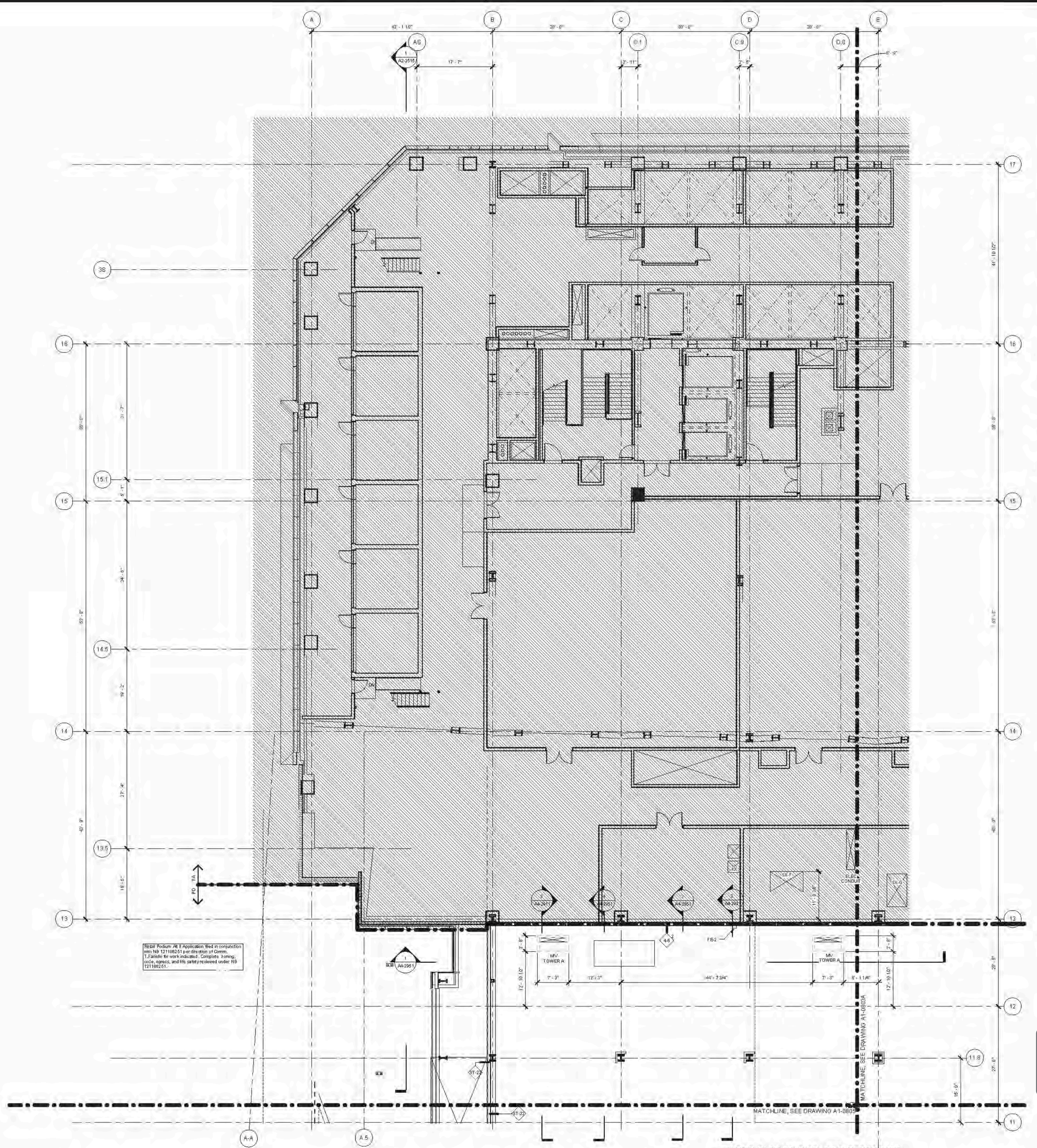
Structural Engineer
Thomson Tomasetti, Inc.
21 Madison Avenue
New York, New York 10010
TEL: 917.661.7800 FAX: 718.661.7801

Mechanical, Electrical, Plumbing, Fire Protection
Janis Baum & Bolles Consulting Engineers
80 Pine Street
New York, NY 10013
TEL: 212.530.9300 FAX: 212.269.5894

Retail Interior Design & Planning
Ellie & Mandell
200 A Street
Boston, MA 02210
TEL: 617.426.1300

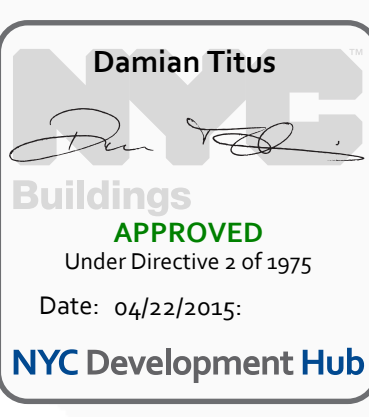
- AI-SERIES GENERAL NOTES**
- SEE DRAWING A-0101 FOR PARTITION SCHEDULE AND SYMBOL DESCRIPTION.
 - SEE SPECIFICATION FOR COMPLIANCE EQUIPMENT SCHEDULE AND DRAWING A-0101 FOR STAIR SCHEDULE AND STAIR COMPONENT TYPES.
 - SLOPING BRICKLINES ARE INDICATED THUSLY.
 - FIRE-RATED PARTITIONS ARE INDICATED:
1-HOUR: [Symbol]
2-HOUR: [Symbol]
3-HOUR: [Symbol]
SEE AN SERIES ENLARGED CORE PLANS FOR SPECIFIC PARTITION TYPES NOT IDENTIFIED IN THIS PLAN SERIES.
 - FOR TOWER A SPECIFIC INFORMATION IN SECTORS D, E OR, REFER TO AI-SERIES DWG'S SHOWING WDR AND DR. FOR RETAIL PODIUM-SPECIFIC INFORMATION IN SECTORS D, E OR, REFER TO AI-SERIES DWG'S SHOWING WDR AND DR.
 - ALL FIRESTAIRS ENCLOSURES IN SECTORS D, E, D, D, D, E, AND D, D, D, E, CONSIST OF 2-HOUR MASONRY U.O.I. INDICATED THUSLY.
 - INTAKE AND EXHAUST SHAFT ENCLOSURES SUPPORTING PLATFORM SPACES CONSIST OF 2-HOUR MASONRY INDICATED THUSLY.
 - 2-HR RATED INTERIOR SEPARATION FOR INITIAL T.C.O. BETWEEN TOWER A AND RETAIL PODIUM IS INDICATED THUSLY.
 - REFER TO AI-1001 THROUGH AI-1004 SERIES DWG'S FOR EXTERIOR SCOPE SEPARATION BETWEEN T AND PD.
 - ELEVATOR SILLS, STAIR LANDINGS, AND SERVICE ELEVATOR LOBBIES SHALL ALIGN WITH THE TOP OF FINISH FLOOR U.O.I.
 - REFER TO AI-SERIES FINISH PLANS FOR CONCRETE TOPPING SLAB, EQUIPMENT PADS, CURBS, FLOOR COATINGS, AND WALL PROTECTION.
 - REFER TO AI-SERIES FOR CORE & SHELL CEILING ASSEMBLIES AND ENCLOSED OVERHEAD MEP SHEET OFFSETS.
 - REFER TO AI-SERIES FOR ALL EDGES OF STRUCTURAL SLAB DIMENSIONS.
 - INSULATION, SEE BUILDING SECTIONS FOR INFO, SEE FINISH SCHEDULE FOR TYPE.
 - PARTITIONS SHOWN WITHOUT SET-OUT DIMENSIONS AND LOCATED AT A GRIDLINE MUST BE LOCATED THUSLY.

- FLOOR PLAN NOTES**
- PARTITION LEGEND:
CORE AND SHELL [Symbol]
TENANT FIT-OUT [Symbol]
 - GRW COLUMN COVERS 4'-0" HIGH WITH SS CORNER GUARDS U.O.I.

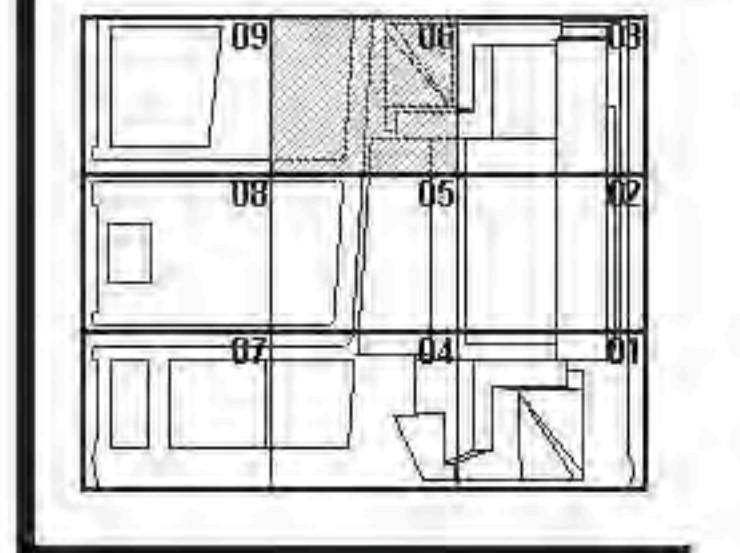


Retail Podium AI Application filed in conjunction with NY 121188251 per direction of Comm. T. Liability Waiver indicated. Complete zoning, code, access, and fire safety reviewed under NY 121188251.

1 FLOOR PLAN 08 (DISPLAY 8) SECTOR 06A
SCALE: 1/8" = 1'-0"



D.O.B. BUILDING PERMIT PLNO 120029H
Exemption []



HYE-TA-A1-0806A
FLOOR PLAN 08 RETAIL MECHANICAL SECTOR 06A (MARKETING 08)
MARKETING NUMBER
A1-0806A
Drawing Number
A-183.00
SHEET 84 OF 500

FLOOR PLAN 08 (DISPLAY 8) SECTOR 06A
 20250151 183-00
 DAMIAN TITUS
 LICENSED PROFESSIONAL ENGINEER
 STATE OF NEW YORK
 NO. 1776



Client
Related Companies
60 Columbus Circle
New York, NY 10023
TEL: 212.801.1000 FAX: 212.801.1048

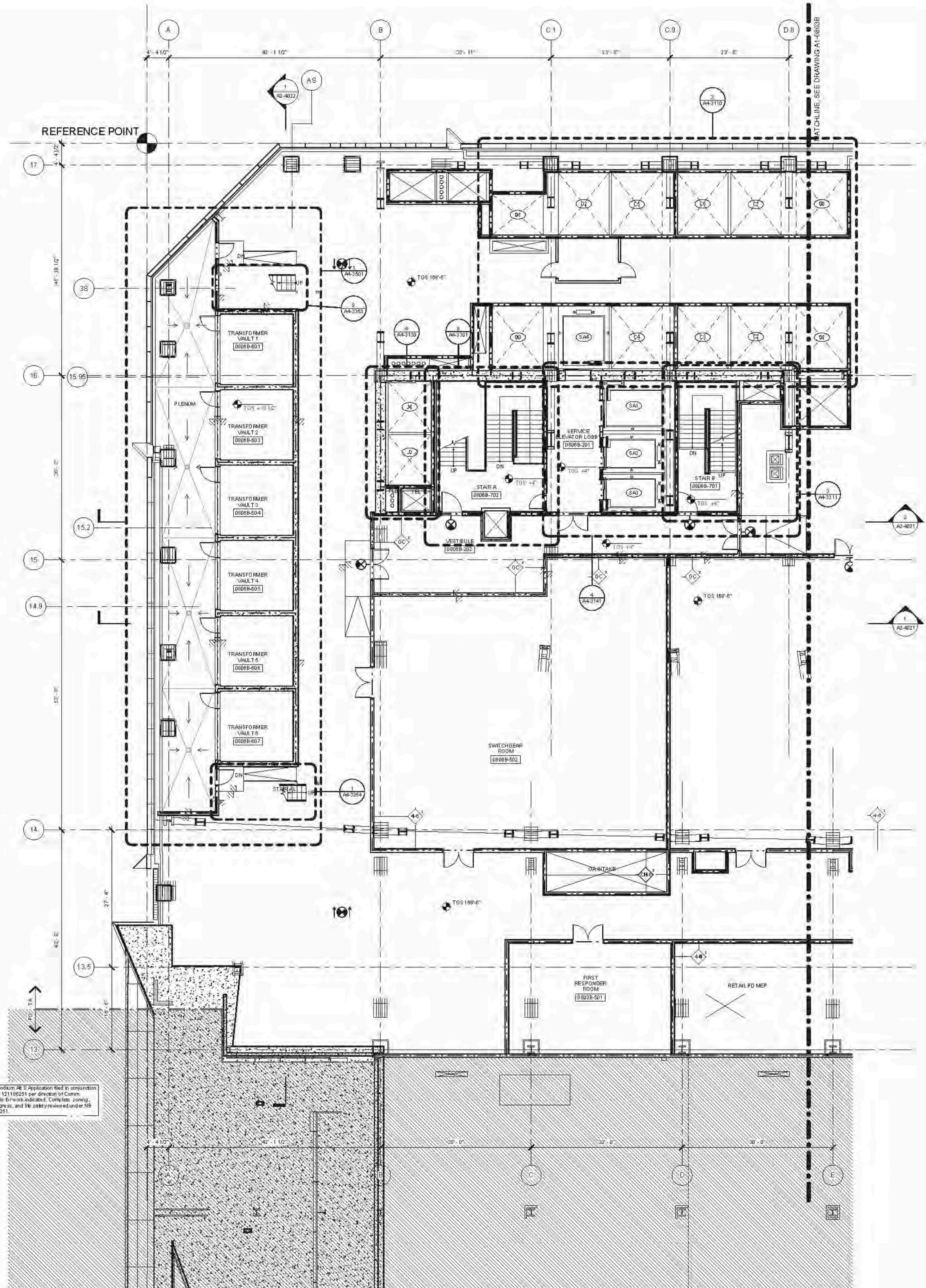
Contract Properties Group
320 Park Avenue, 17th Floor
New York, NY 10022
TEL: 212.966.7314 FAX: 212.966.7310

Architect
Kohn Pedersen Fox Assoc. Inc. PC
Architects & Planners, Consultants
11 West 42nd Street
New York, New York 10036
TEL: 212.977.6200 FAX: 212.956.2526

Structural Engineer
Thomson Townsend, Inc.
21 Madison Avenue
New York, New York 10010
TEL: 917.661.7800 FAX: 718.661.7801

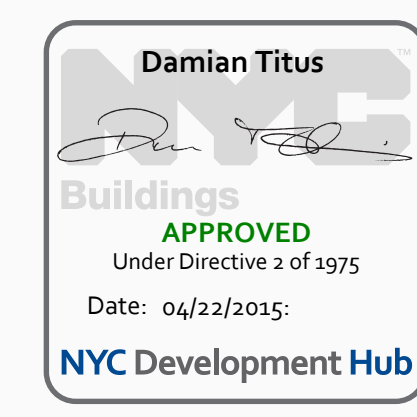
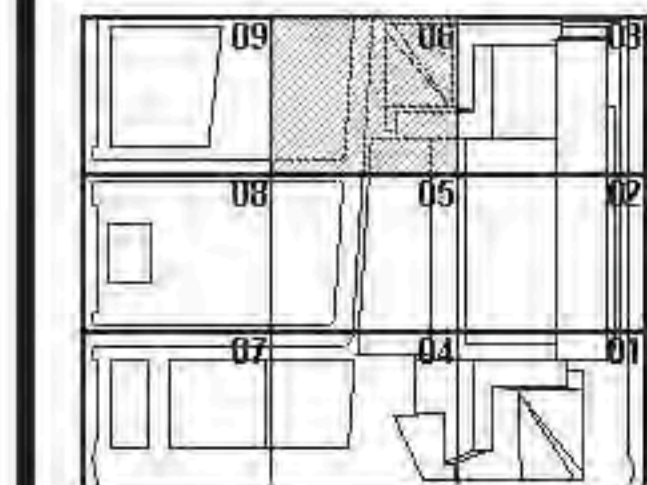
Mechanical, Electrical, Plumbing, Fire Protection
Janis Baum & Bolles Consulting Engineers PC
80 Pine Street
New York, NY 10013
TEL: 212.530.9300 FAX: 212.269.5894

- GENERAL NOTES**
- SEE DRAWING A1-010X SERIES FOR PARTITION SCHEDULE AND SYMBOL DESCRIPTION.
 - SEE SPECIFICATION FOR CONVEYANCE EQUIPMENT SCHEDULE AND DRAWING A1-010X FOR STAIR SCHEDULE AND STAIR COMPONENT TYPES.
 - SLOPING GRIDLINES ARE INDICATED THUSLY:
 - 35
 - FIRE RATED PARTITIONS ARE INDICATED:
 - 1-HOUR: [Symbol]
 - 2-HOUR: [Symbol]
 - 3-HOUR: [Symbol]
 - SEE A1-SERIES ENLARGED CORE PLANS FOR SPECIFIC PARTITION TYPES NOT IDENTIFIED IN THIS PLAN SERIES.
 - FOR TOWER A'S SPECIFIC INFORMATION IN SECTIONS 01 & 02, REFER TO A1-SERIES DWGS ENDING IN 01 & 02. FOR RETAIL PODIUM SPECIFIC INFORMATION IN SECTIONS 03 & 04, REFER TO A1-SERIES DWGS ENDING IN 03 & 04.
 - ALL FIRE STAIRS ENCLOSURES IN SECTIONS 01, 02, 03A, 04, 05, AND 06A, CONSIST OF 2-HOUR MASONRY (U.O.N.).
 - ALL GMS AT FIRE STAIR ENCLOSURES AND ELEVATOR HOISTWAY ENCLOSURES SHALL BE IMPACT RESISTANT.
 - INTAKE AND EXHAUST SHAFT ENCLOSURES SUPPORTING PLAT FORM SPACES CONSIST OF 2-HOUR MASONRY.
 - 3-HR. RATED INTERIOR SEPARATION FOR INITIAL T.C.O. BETWEEN TOWER A AND RETAIL PODIUM IS INDICATED THUSLY: [Symbol]
 - REFER TO A1-010X SERIES DWGS FOR INTERIOR SCOPE SEPARATION BETWEEN TA AND PD.
 - REFER TO 5-SERIES DWGS FOR EDGE OF SLAB INFORMATION.



Grid Podium A1 II Application filed in conjunction with NB 121189251 per direction of Comm. T. Details for work indicated. Complete zoning, code, sign, and fire safety reviewed under NB 121189251.

DOB BUILDING PERMIT PLN 120020H
Example



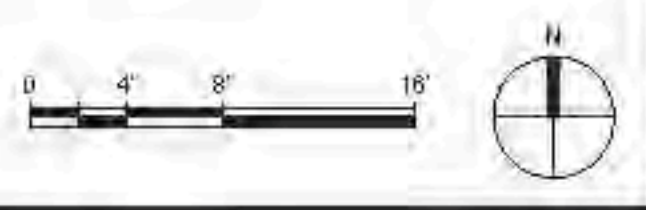
Project No: 12102014
Drawing No: 1376
Date: 04/22/2015

HYE - TA - A1-0806B

FLOOR PLAN 08 MECH
SECTOR 06B
(MARKETING 08)

Drawing Number
A1-0806B
Sheet Drawing Number
A-184.00

1 FLOOR PLAN 08 (DISPLAY 8) SECTOR 06
1/8" = 1'-0"



A1-0806B
 2023015 132528 FH
 FLOOR PLANS MECH/ELECTRICAL SECTOR 06B
 CAMP/BAW/1776_A1E_TA_A1-0806B_20141108_D08 PROCEED/planmkt



Client
Related Companies
60 Columbus Circle
New York, NY 10023
TEL: 212.801.1000 FAX: 212.801.1048

Contract Properties Group
320 Park Avenue, 17th Floor
New York, NY 10022
TEL: 212.966.7314 FAX: 212.966.7510

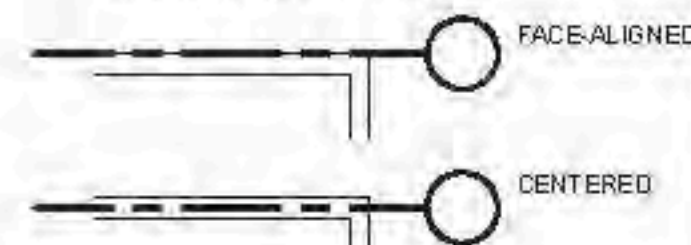
Architect
John Pridmore & Fox Associates
11 West 42nd Street
New York, New York 10036
TEL: 212.977.6500 FAX: 212.956.2526

Structural Engineer
Thomson Tomasetti, Inc.
21 Madison Avenue
New York, New York 10010
TEL: 917.661.7800 FAX: 718.661.7801

Mechanical, Electrical, Plumbing, Fire Protection
James Baum & Bolles Consulting Engineers
80 Pine Street
New York, NY 10038
TEL: 212.533.9300 FAX: 212.269.5894

Retail Interior Design & Planning
Ellis + Mandel
200 A Street
Boston, MA 02210
TEL: 617.426.1300

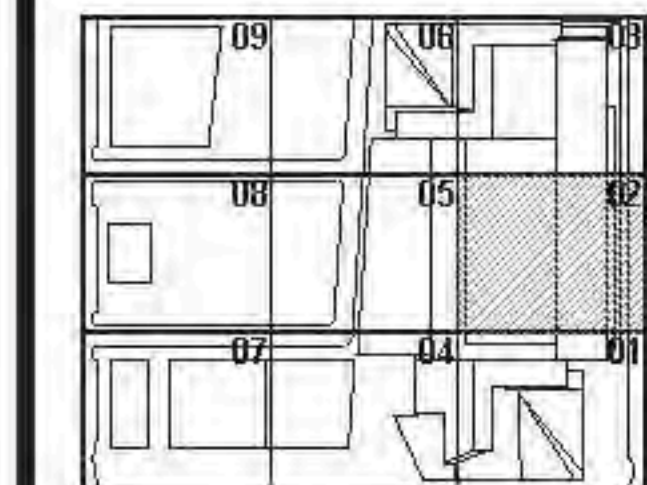
- AI-SERIES GENERAL NOTES**
- SEE DRAWING A6-0101 FOR PARTITION SCHEDULE AND SYMBOL DESCRIPTION.
 - SEE SPECIFICATION FOR CONFORMANCE EQUIPMENT SCHEDULE AND DRAWING A4-0101 FOR STAIR SCHEDULE AND STAIR COMPONENT TYPES.
 - SLOPING BRICKLINES ARE INDICATED THUSLY:
 - 1
 - 2
 - 3
 - FIRE-RATED PARTITIONS ARE INDICATED:
 - 1-HOUR: [Symbol]
 - 2-HOUR: [Symbol]
 - 3-HOUR: [Symbol]
 SEE AI-SERIES ENLARGED CORE PLANS FOR SPECIFIC PARTITION TYPES NOT IDENTIFIED IN THIS PLAN SERIES.
 - FOR TOWER A SPECIFIC INFORMATION IN SECTORS D1 & D2, REFER TO AI-SERIES DWG'S SHOWING WALL AND DOOR SCHEDULES FOR RETAIL PODIUM-SPECIFIC INFORMATION IN SECTORS D3 & D4, REFER TO AI-SERIES DWG'S SHOWING DOOR AND DOOR SCHEDULES.
 - ALL FIRESTAIRS ENCLOSURES IN SECTORS D1, D2, D3A, D4, D5 AND D6A CONSIST OF 2-HOUR MASONRY U.O.M. INDICATED THUSLY:
 - 1
 - 2
 - 3
 - INTAKE AND EXHAUST SHAFT ENCLOSURES SUPPORTING PLATFORM SPACES CONSIST OF 2-HOUR MASONRY INDICATED THUSLY:
 - 1
 - 2
 - 3
 - 2-HR RATED INTERIOR SEPARATION FOR INITIAL T.C.D. BETWEEN TOWER A AND RETAIL PODIUM IS INDICATED THUSLY:
 - 1
 - 2
 - 3
- REFER TO A4-1001 THROUGH A4-1004 AI-SERIES DWG'S FOR EXTERIOR SCOPE SEPARATION BETWEEN TOWER A AND PD.
- ELEVATOR SHELLS, STAIR LANDINGS, AND SERVICE ELEVATOR LOBBIES SHALL ALIGN WITH THE TOP OF FINISH FLOOR U.O.M.
 - REFER TO A0-SERIES FINISH PLANS FOR CONCRETE TOPPING SLAB, EQUIPMENT PADS, CURBS, FLOOR COATINGS, AND WALL PROTECTION.
 - REFER TO A6-SERIES FOR CORE & SHELL CEILING ASSEMBLIES AND ENCLOSED OVERHEAD RAMP SHEET OFFSETS.
 - REFER TO A6-SERIES FOR ALL EDGE OF STRUCTURAL SLAB DIMENSIONS.
 - INSULATION, SEE BUILDING SECTIONS FOR INFO, SEE FINISH SCHEDULE FOR TYPE.
 - PARTITIONS SHOWN WITHOUT SET-OUT DIMENSIONS AND LOCATED AT A GRIDLINE MUST BE LOCATED THUSLY:
 - 1
 - 2
 - 3



- FLOORPLAN PLAN NOTES**
- PARTITION LEGEND:
 - CORE AND SHELL
 - TENANT FIT-OUT
 - DWR COLUMN COVERS 4'-0" HIGH WITH 55 CORNER GUARDS U.O.M.

D.O.B. BUILDING PERMIT #12002014
12/01/2014

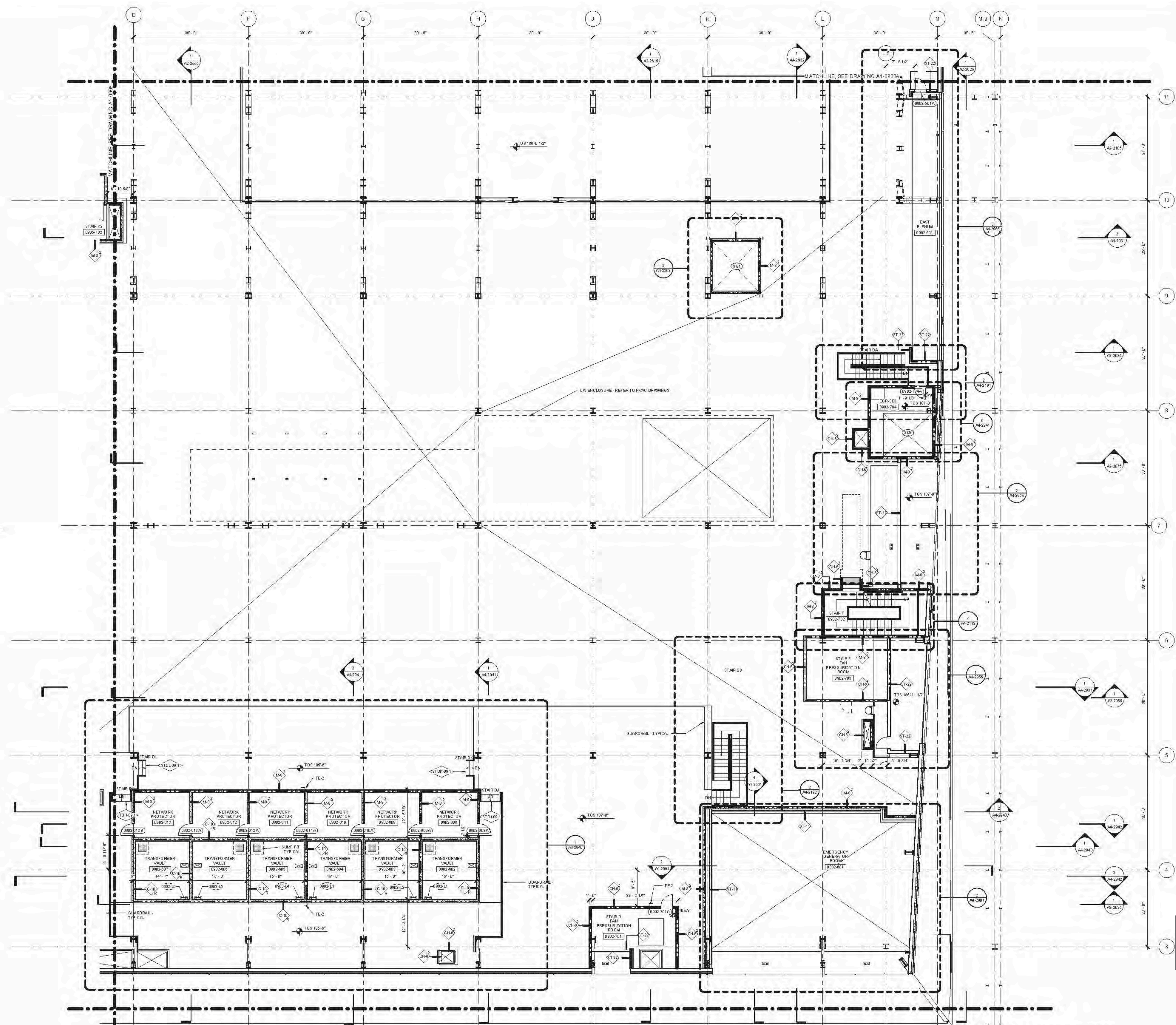
12/01/2014
1376
Date: 6/22/2015
NYC Development Hub



HYE-TA-A1-0902

**FLOOR PLAN 09
SECTOR 02
(MARKETING 09)**

Drawing Number
A1-0902
Drawing Number
A-185.00



FLOOR PLAN 09 (DISPLAY 9) SECTOR 02
SCALE: 1/8" = 1'-0"



FLOOR PLAN 09 (DISPLAY 9) SECTOR 02
 C:\P\H\A1-0902\A1-0902_P1.dwg
 12/01/2014 10:48 AM

Client
Related Companies
60 Columbia Circle
New York, NY 10023
TEL: 212.801.1000 FAX: 212.801.1048

General Contractor
Coford Properties Group
320 Park Avenue, 17th Floor
New York, NY 10022
TEL: 212.966.7114 FAX: 212.966.7510

Architect
John Pedersen & Fox Associates
11 West 42nd Street
New York, New York 10036
TEL: 212.977.6000 FAX: 212.956.2526

Structural Engineer
Thomson Tomasetti, Inc.
21 Madison Avenue
New York, New York 10010
TEL: 917.661.7800 FAX: 917.661.7801

Mechanical, Electrical, Plumbing, Fire Protection
James Baum & Bolles Consulting Engineers
50 Pine Street
New York, NY 10013
TEL: 212.530.9300 FAX: 212.269.5894

Retail Interior Design & Planning
Ellise Mandel
300 A Street
Boston, MA 02210
TEL: 617.426.1300

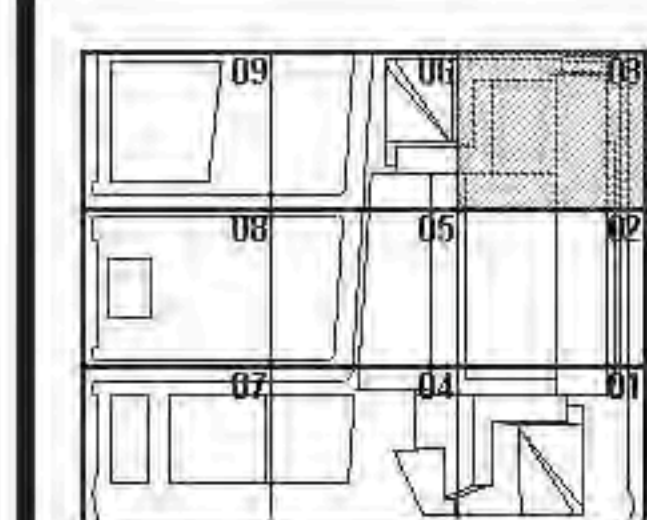
- AI-SERIES GENERAL NOTES**
- SEE DRAWING A1-0101 FOR PARTITION SCHEDULE AND SYMBOL DESCRIPTION.
 - SEE SPECIFICATION FOR CONFORMANCE EQUIPMENT SCHEDULE AND DRAWING A1-0101 FOR STAIR SCHEDULE AND STAIR COMPONENT TYPES.
 - SLOPING BRICKLINES ARE INDICATED THUSLY.
 - FIRE-RATED PARTITIONS ARE INDICATED:
1-HOUR: [Symbol]
2-HOUR: [Symbol]
3-HOUR: [Symbol]
SEE AN SERIES ENLARGED CORE PLANS FOR SPECIFIC PARTITION TYPES NOT IDENTIFIED IN THIS PLAN SERIES.
 - FOR TOWER A SPECIFIC INFORMATION IN SECTORS D1 & D2, REFER TO AI-SERIES DIM'S SHOWING WIDTH AND OPENING. FOR RETAIL PODIUM-SPECIFIC INFORMATION IN SECTORS D3 & D4, REFER TO AI-SERIES DIM'S SHOWING WIDTH AND OPENING.
 - ALL FIRESTAIRS ENCLOSURES IN SECTOR D1, D2, D3, D4, D5 AND D6 SHALL BE CONSTRUCTED OF 2-HOUR MASONRY U.O.M. INDICATED THUSLY.
 - INTAKE AND EXHAUST SHAFT ENCL. INCLUDES SUPPORTING PLATFORM SPACES CONSIST OF 2-HOUR MASONRY INDICATED THUSLY.
 - 2-HR RATED INTERIOR SEPARATION FOR INITIAL T.C.D. BETWEEN TOWER A AND RETAIL PODIUM IS INDICATED THUSLY.
 - REFER TO AI-1001 THROUGH AI-1004 SERIES DIM'S FOR EXTERIOR SCOPE SEPARATION BETWEEN T AND PD.
 - ELEVATOR BILLS, STAIR LANDING, AND SERVICE ELEVATOR LOBBIES SHALL ALIGN WITH THE TOP OF FINISH FLOOR, U.O.M.
 - REFER TO AI-SERIES FINISH PLANS FOR CONCRETE TOPPING SLAB, EQUIPMENT PAIS, CURBS, FLOOR COATINGS, AND WALL PROTECTION.
 - REFER TO AI-SERIES FOR CORE & SHELL CEILING ASSEMBLIES AND ENCLOSED OVERHEAD MER. SHFT OFFSETS.
 - REFER TO AI-SERIES FOR ALL EDGES OF STRUCTURAL SLAB DIMENSIONS.
 - INSULATED. SEE BUILDING SECTIONS FOR INFO. SEE FINISH SCHEDULE FOR TYPE.
 - PARTITIONS SHOWN WITHOUT SET-OUT DIMENSIONS AND LOCATED AT A GRIDLINE MUST BE LOCATED THUSLY.



- FLOORSET PLAN NOTES**
- PARTITION LEGEND:
CORE AND SHELL [Symbol]
TENANT FIT-OUT [Symbol]
 - 2" DWB COLUMN COVERS 4" HIGH WITH ST CORNER GUARDS U.O.M.

D.B. BUILDING PERMIT #120 1200/20 H

D.B. BUILDING PERMIT #120 1200/20 H

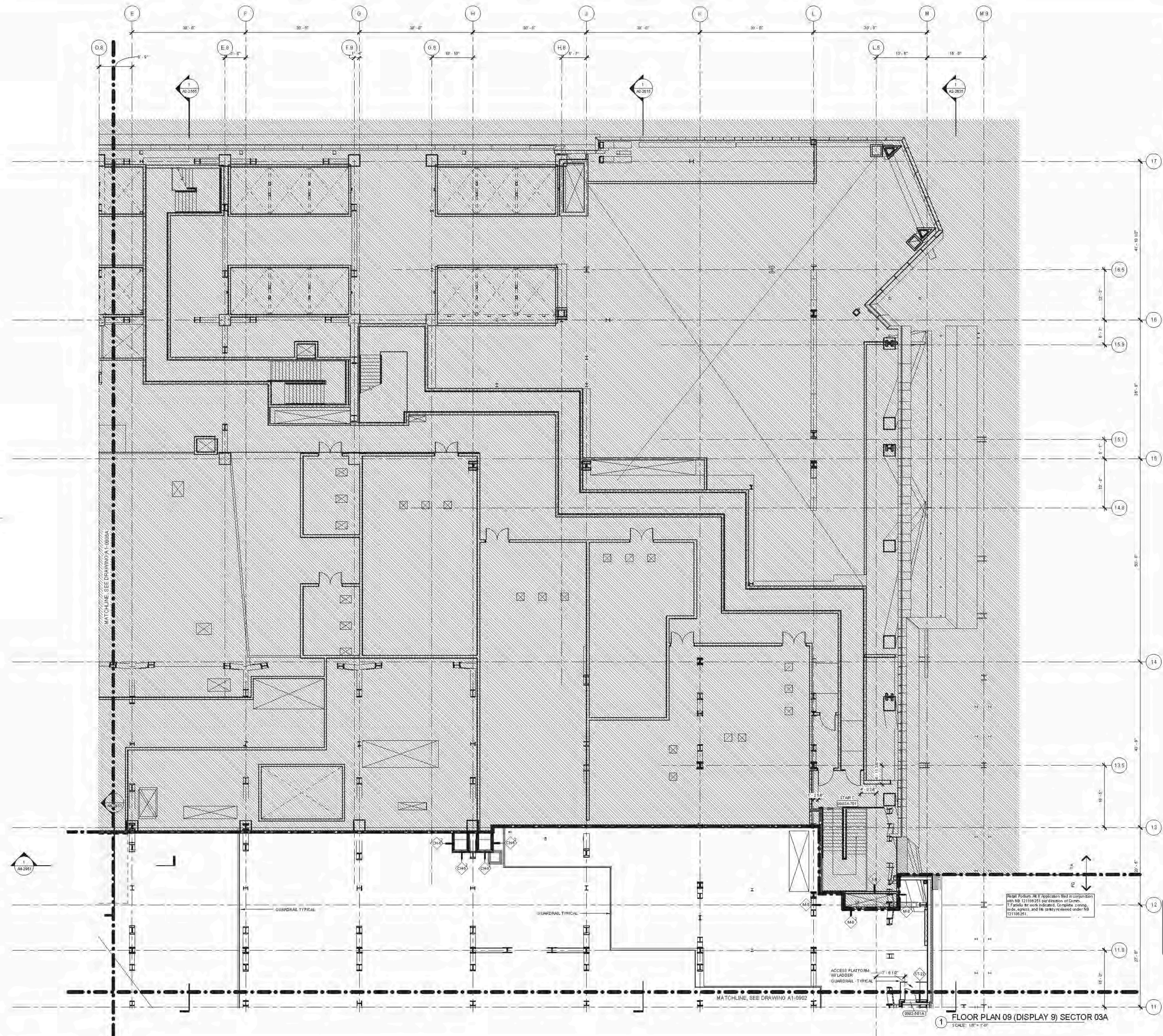


Damian Titus
APPROVED
Under Directive 2 of 2015
Date: 6/22/2015
NYC Development Hub

HYE - TA - A1-0903A

**FLOOR PLAN 09
SECTOR 03A
(MARKETING 09)**

Drawing Number
A1-0903A
Drawing Number
A-186.00



FLOOR PLAN 09 (DISPLAY 9) SECTOR 03A
SCALE: 1/8" = 1'-0"



FLOOR PLAN 09 (DISPLAY 9) SECTOR 03A
 CAMPBELL/1775_AVE_PD_FF_FLOOR_201410_0304_0903A.dwg
 2/26/2015 11:43:00 AM
 A1-0903A



Client
Related Companies
60 Columbus Circle
New York, NY 10023
TEL: 212.801.1000 FAX: 212.801.1048

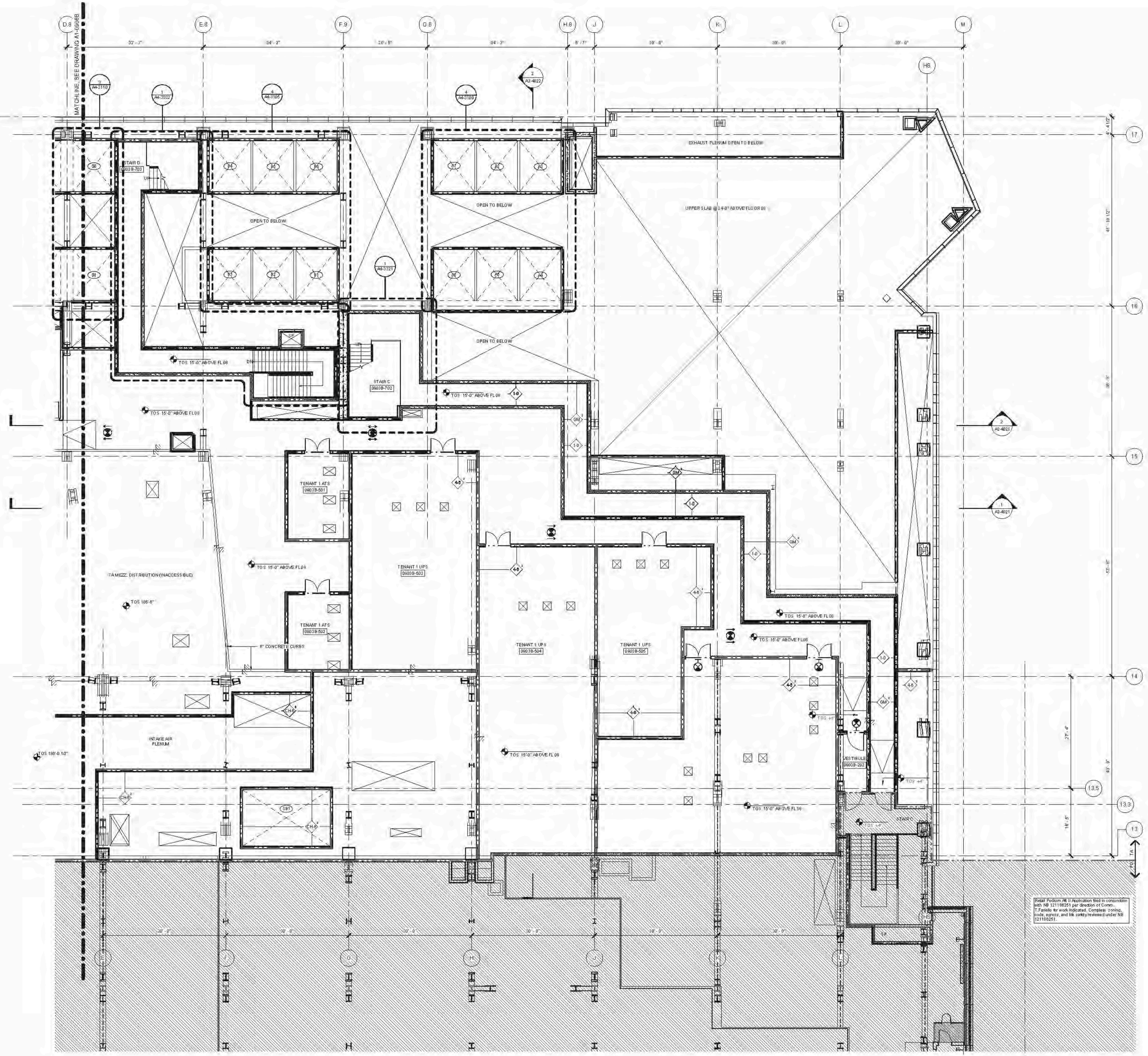
Corford Properties Group
200 Park Avenue, 17th Floor
New York, NY 10022
TEL: 212.966.7314 FAX: 212.966.7310

Architect
Kohn Pedersen Fox Assoc. Inc. PC
Architects & Planning Consultants
11 West 42nd Street
New York, New York 10036
TEL: 212.977.6200 FAX: 212.956.2526

Structural Engineer
Thomson Townsend, Inc.
21 Madison Avenue
New York, New York 10010
TEL: 917.661.7800 FAX: 917.661.7801

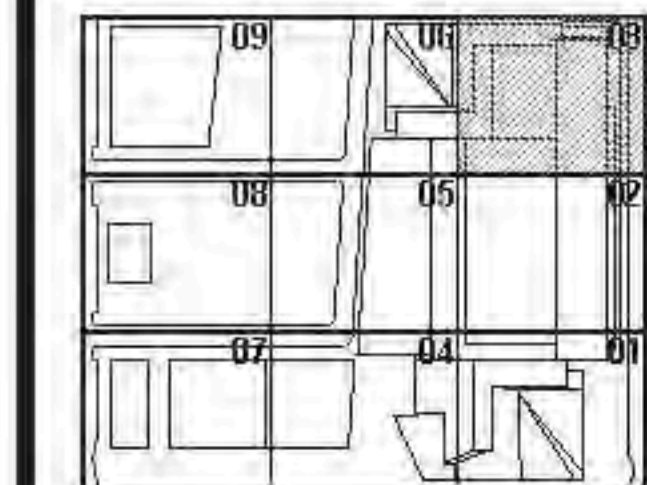
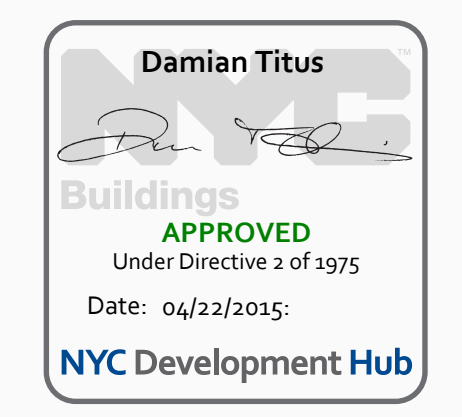
Mechanical, Electrical, Plumbing, Fire Protection
James Baum & Bolles Consulting Engineers
80 Pine Street
New York, NY 10013
TEL: 212.530.9300 FAX: 212.269.5894

- GENERAL NOTES**
- SEE DRAWING A6-010X SERIES FOR PARTITION SCHEDULE AND SYMBOL DESCRIPTION.
 - SEE SPECIFICATION FOR CONVEYANCE EQUIPMENT SCHEDULE AND DRAWING A6-010X FOR STAIR SCHEDULE AND STAIR COMPONENT TYPES.
 - SLOPING GRIDLINES ARE INDICATED THUSLY:
 - FIRE RATED PARTITIONS ARE INDICATED:
1-HOUR:
2-HOUR:
3-HOUR:
- SEE A SERIES ENLARGED CORE PLANS FOR SPECIFIC PARTITION TYPES NOT IDENTIFIED IN THIS PLAN SERIES.
- FOR TOWER A SPECIFIC INFORMATION IN SECTORS 01, 02, 03A, 04, 05, AND 06, REFER TO ALL SERIES DWG'S ENDING IN 08 AND 09. FOR RETAIL PODIUM SPECIFIC INFORMATION IN SECTORS 03 & 08, REFER TO A1-SERIES DWG'S ENDING IN 03A AND 04A.
 - ALL FIRE STAIRS ENCLOSURES IN SECTORS 01, 02, 03A, 04, 05, AND 06, CONSIST OF 2-HOUR MASONRY (U.O.N.).
 - ALL GIM AS FIRE STAIR ENCLOSURES AND ELEVATOR HOISTWAY ENCLOSURES SHALL BE IMPACT RESISTANT.
 - INTAKE AND EXHAUST SHAFT ENCLOSURES SUPPORTING PLATFORM SPACES CONSIST OF 2-HOUR MASONRY.
 - 3-HR RATED INTERIOR SEPARATION FOR INITIAL T.C.O. BETWEEN TOWER A AND RETAIL PODIUM IS INDICATED THUSLY:
 - REFER TO A2-300X SERIES DWG'S FOR INTERIOR SCOPE SEPARATION BETWEEN TA AND PD.
 - REFER TO S SERIES DWG'S FOR EDGE OF SLAB INFORMATION.



Retail Podium: All 11 Applications filed in compliance with the 2011 Resolution per direction of Council.
* Fields for work indicated. Complete zoning, local, access, and file copies reviewed under 16121182251.

FLOOR PLAN 09 (DISPLAY 9) SECTOR 03
1/8" = 1'-0"



HYE - TA - A1-0903B

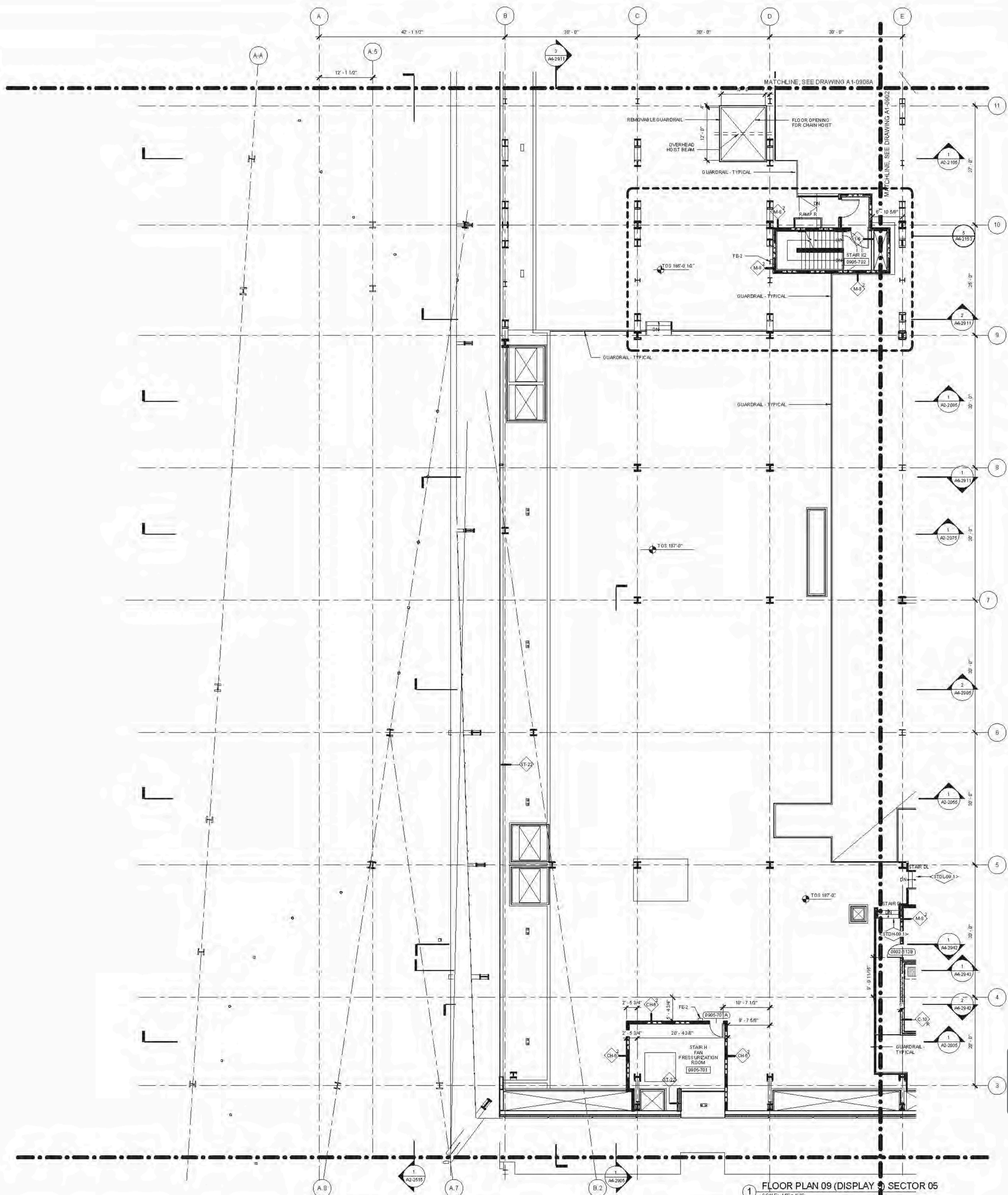
FLOOR PLAN 09 MECH
SECTOR 03B
(MARKETING 09)

Drawing Number
A1-0903B
A-187.00



4/10/2015 12:26:37 PM
 FLOOR PLANS MECH (DISPLAY 9) SECTOR 03B
 C:\P\New\1778_HYE_TA_A1-0903B\1778_09_FLOOR_PLANS_MECH.dwg
 2015.04.10 12:26:37 PM

01. SEE DRAWING A6-0101 FOR PARTITION SCHEDULE AND SYMBOL DESCRIPTION.
02. SEE SPECIFICATION FOR COMPLIANCE EQUIPMENT SCHEDULE AND DRAWING A4-0101 FOR STAIR SCHEDULE AND STAIR COMPONENT TYPES.
03. SLOPING GRIDLINES ARE INDICATED THUSLY:
04. FIRE-RATED PARTITIONS ARE INDICATED:
 1-HOUR: [Symbol]
 2-HOUR: [Symbol]
 3-HOUR: [Symbol]
 SEE AN-SERIES ENLARGED CORE PLANS FOR SPECIFIC PARTITION TYPES NOT IDENTIFIED IN THIS PLAN SERIES.
05. FOR TOWER A SPECIFIC INFORMATION IN SECTIONS D1 & D2, REFER TO A1-SERIES DWG'S SHOWING WDR AND DR. REFER TO RETAIL PODIUM-SPECIFIC INFORMATION IN SECTIONS D3 & D4. REFER TO A1-SERIES DWG'S ENDING IN 03A AND 05A.
06. ALL FIRE STAIRS ENCLOSURES IN SECTIONS D1, D2, D3A, D4, D5 AND D6A CONSIST OF 2-HOUR MASONRY U.O.N. INDICATED THUSLY:
07. INTAKE AND EXHAUST SHAFT ENCLOSURES SUPPORTING PLATFORM SPACES CONSIST OF 2-HOUR MASONRY INDICATED THUSLY:
08. 2-HR RATED INTERIOR SEPARATION FOR INITIAL T.C.O. BETWEEN TOWER A AND RETAIL PODIUM IS INDICATED THUSLY:
- REFER TO A4-1001 THROUGH A4-1004 SERIES DWGS FOR EXTERIOR SCOPE SEPARATION BETWEEN T AND PD.
09. ELEVATOR SILLS, STAIR LANDINGS, AND SERVICE ELEVATOR LOBBIES SHALL ALIGN WITH THE TOP OF FINISH FLOOR U.O.N.
10. REFER TO A0-SERIES FINISH PLANS FOR CONCRETE TOPPING SLAB, EQUIPMENT PADS, CURBS, FLOOR COATINGS, AND WALL PROTECTION.
11. REFER TO A6-SERIES FOR CORE & SHELL CEILING ASSEMBLIES AND ENCLOSED OVERHEAD SHUT OFF SETS.
12. REFER TO S6-SERIES FOR ALL EDGE OF STRUCTURAL SLAB DIMENSIONS.
13. INSULATION, SEE BUILDING SECTIONS FOR INFO, SEE FINISH SCHEDULE FOR TYPE.
14. PARTITIONS SHOWN WITHOUT SET-OUT DIMENSIONS AND LOCATED AT A GRIDLINE MUST BE LOCATED THUSLY:



D.O.B. BUILDING PERMIT PLDNO 1220240

HUDSON YARDS - RETAIL PODIUM AND TOWER A
 300 WEST 33RD STREET
 New York, NY

Client
 Related Companies
 60 Columbus Circle
 New York, NY 10023
 TEL: 212.801.1000 FAX: 212.801.1048

Condo Properties Group
 320 Park Avenue, 17th Floor
 New York, NY 10022
 TEL: 212.966.7514 FAX: 212.966.7510

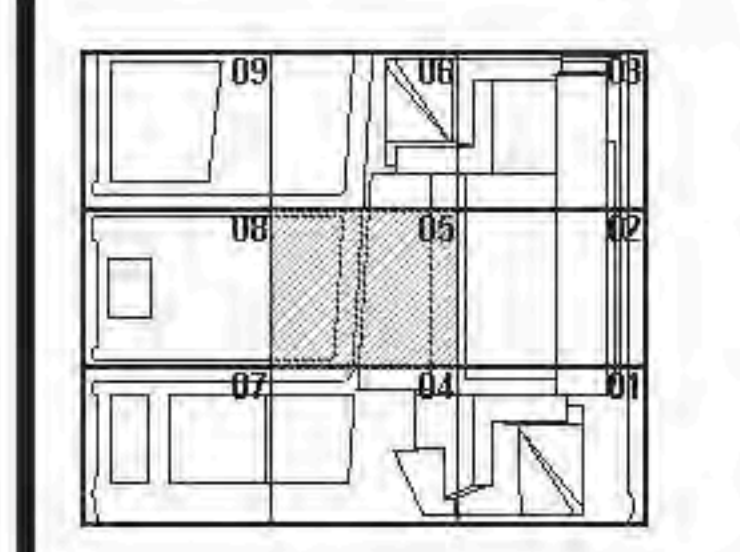
Architect
 John Pedersen & Fox Associates
 11 West 42nd Street
 New York, New York 10036
 TEL: 212.977.6500 FAX: 212.956.2526

Structural Engineer
 Thomson Tomasetti, Inc.
 21 Madison Avenue
 New York, New York 10010
 TEL: 917.661.7800 FAX: 718.661.7801

Mechanical, Electrical, Plumbing, Fire Protection
 Janis Baum & Bolles Consulting Engineers
 80 Pine Street
 New York, NY 10013
 TEL: 212.533.9300 FAX: 212.269.5894

Retail Interior Design & Planning
 Elise Mandel
 300 A Street
 Boston, MA 02210
 TEL: 617.426.1300

D.O.B. BUILDING PERMIT PLDNO 1220240



Issue Date: 12/03/2014
 Project No.: 1376
 Date: 06/22/2015

Damian Titus
 APPROVED
 Under Directive 2 of 2015
 NYC Development Hub


REGISTERED ARCHITECT
 DAMIAN TITUS
 STATE OF NEW YORK

HYE - TA - A1-0905

FLOOR PLAN 09
SECTOR 05
 (MARKETING 09)

Drawing Number: **A1-0905**
 Drawing Number: **A-188.00**

FLOOR PLAN 09 (DISPLAY) SECTOR 05
 C:\P\188\188_09_DISPLAY_SECTOR_05.dwg
 12/03/2014 2:15 PM



Client
Related Companies
60 Columbus Circle
New York, NY 10023
TEL: 212.801.1000 FAX: 212.801.1048

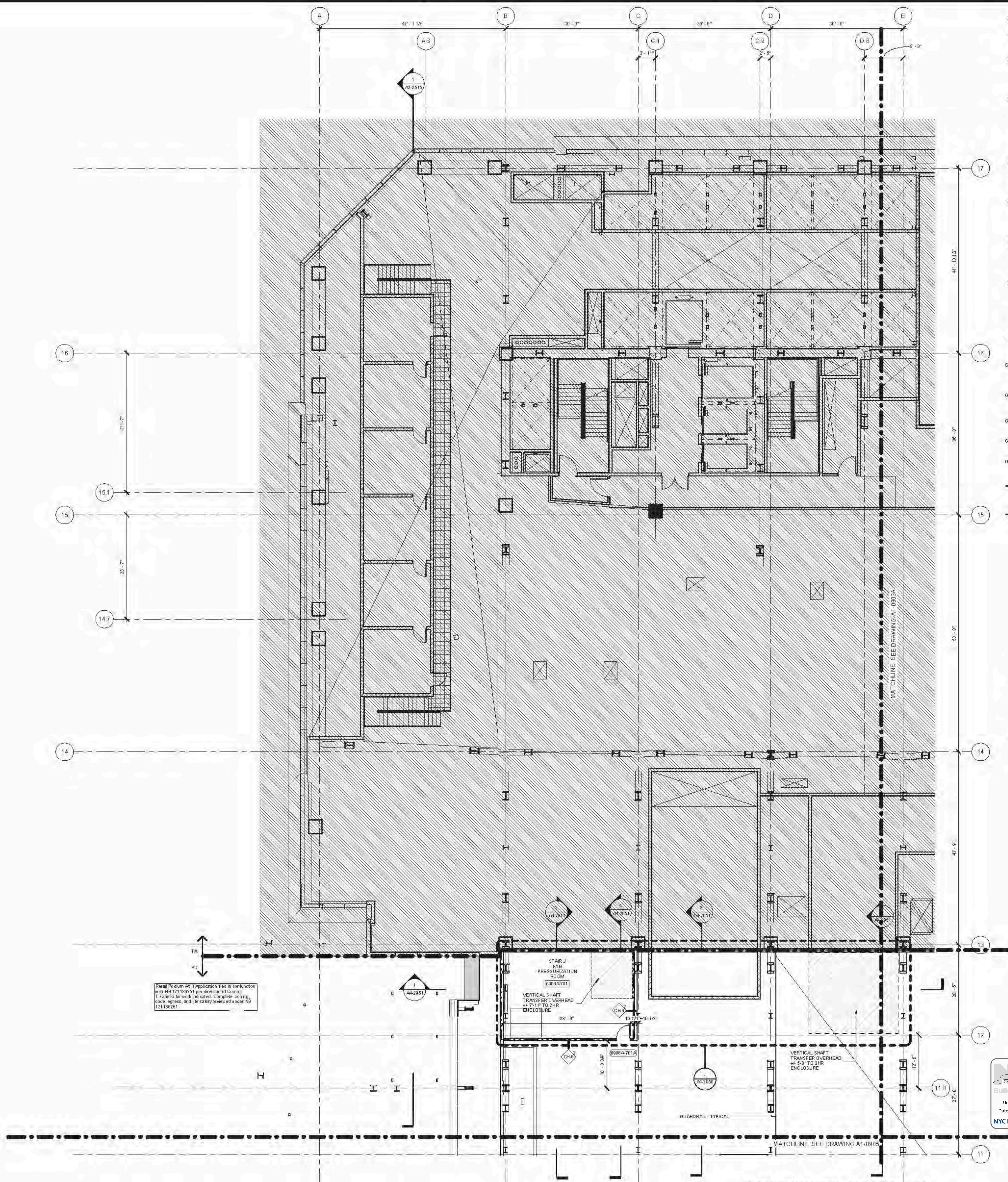
Contract Properties Group
320 Park Avenue, 17th Floor
New York, NY 10022
TEL: 212.966.7514 FAX: 212.966.7510

Architect
John Pedersen Fox Associates
11 West 42nd Street
New York, New York 10036
TEL: 212.977.6000 FAX: 212.956.2526

Structural Engineer
Thomson Tomasetti, Inc.
51 Madison Avenue
New York, New York 10017
TEL: 917.661.7800 FAX: 718.661.7801

Mechanical, Electrical, Plumbing, Fire Protection
Janus Baum & Bolles Consulting Engineers
50 Pine Street
New York, NY 10013
TEL: 212.530.9300 FAX: 212.269.5894

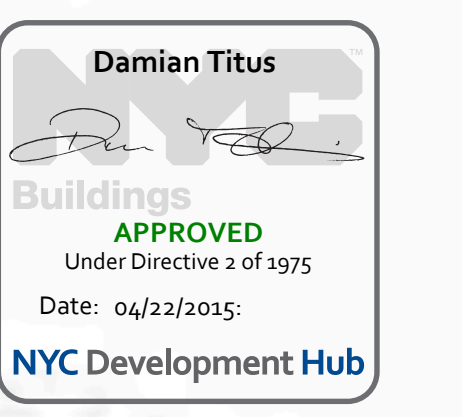
Retail Interior Design & Planning
Ellis + Mandell
200 A Street
Boston, MA 02210
TEL: 617.426.1300



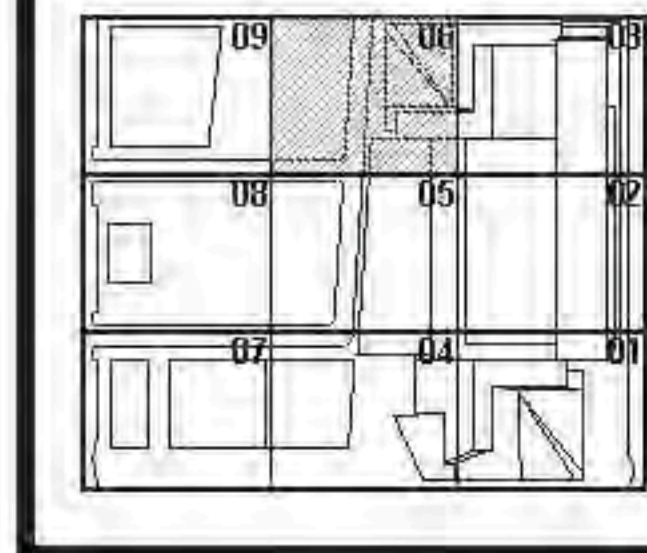
- A1-SERIES GENERAL NOTES**
- SEE DRAWING A6-0161 FOR PARTITION SCHEDULE AND SYMBOL DESCRIPTION.
 - SEE SPECIFICATION FOR CONVEYANCE EQUIPMENT SCHEDULE AND DRAWING A6-0161 FOR STAIR SCHEDULE AND STAIR COMPONENT TYPES.
 - SLOPING BRICKLINES ARE INDICATED THUSLY:
 - 1-HOUR: [Symbol]
 - 2-HOUR: [Symbol]
 - 3-HOUR: [Symbol]
 SEE AN SERIES ENLARGED CORE PLANS FOR SPECIFIC PARTITION TYPES NOT IDENTIFIED IN THIS PLAN SERIES.
 - FOR TOWER A SPECIFIC INFORMATION IN SECTORS D1 & D2, REFER TO A1-SERIES DIMS SHOWING WITH AND DIMS FOR RETAIL PODIUM-SPECIFIC INFORMATION IN SECTORS D3 & D4. REFER TO A1-SERIES DIMS ENDING IN 03A AND 05A.
 - ALL FIRESTAIRS ENCLOSURES IN SECTOR 09, 02, 03A, 04, 05 AND 06 CONSIST OF 2-HOUR MASONRY U.O.M. INDICATED THUSLY:
 - 1: [Symbol]
 - 2: [Symbol]
 - INTAKE AND EXHAUST SHAFT ENCLOSURES SUPPORTING PLATFORM SPACES CONSIST OF 2-HOUR MASONRY INDICATED THUSLY:
 - 1: [Symbol]
 - 2: [Symbol]
 - 2-HR RATED INTERIOR SEPARATION FOR INITIAL F.C.O. BETWEEN TOWER A AND RETAIL PODIUM IS INDICATED THUSLY:
 - 1: [Symbol]
 - 2: [Symbol]
 REFER TO A1-1001 THROUGH A1-1004 SERIES DIMS FOR EXTERIOR SCOPE SEPARATION BETWEEN TOWER A AND PD.
 - ELEVATOR SHILLS, STAIR LANDINGS, AND SERVICE ELEVATOR LOBBIES SHALL ALIGN WITH THE TOP OF FINISH FLOOR U.O.M.
 - REFER TO A0-SERIES FINISH PLANS FOR CONCRETE TOPPING SLAB, EQUIPMENT PANS, CURBS, FLOOR COATINGS, AND WALL PROTECTION.
 - REFER TO A6-SERIES FOR CORE & SHELL CEILING ASSEMBLIES AND ENCLOSED OVERHEAD MER SHED OFFSETS.
 - REFER TO A6-SERIES FOR ALL EDGES OF STRUCTURAL SLAB DIMENSIONS.
 - INSULATION, SEE BUILDING SECTIONS FOR INFO, SEE FINISH SCHEDULE FOR TYPE.
 - PARTITIONS SHOWN WITHOUT SET-OUT DIMENSIONS AND LOCATED AT A GRIDLINE MUST BE LOCATED THUSLY:
 - 1: [Symbol] - FACE-ALIGNED
 - 2: [Symbol] - CENTERED

- FLOORPLAN NOTES**
- PARTITION LEGEND
 - 1: [Symbol] - CORE AND SHELL
 - 2: [Symbol] - TENANT FIT-OUT
 - DWS COLUMN COVERS 4'-0" HIGH WITH ST CORNER GUARDS U.O.M.

Detail Modules are in applications listed in workorder 1001. NB 121 106251 per direction of Comm. 17. Panels forward and dated. Complete covering, loads, egress, and fire ratings listed under NB 121 106251.



D.O.B. BUILDING PERMIT #120 1200 2014



HYE - TA - A1-0906A

**FLOOR PLAN 09
SECTOR 06A
(MARKETING 09)**

Drawing Number
A1-0906A
Drawing Number
A-189.00

1 FLOOR PLAN 09 (DISPLAY 9) SECTOR 06A
SCALE: 1/8" = 1'-0"



A1-0906A
 20200511 14:14 AM
 FLOOR PLAN 09 (DISPLAY 9) SECTOR 06A
 CAMPBELL/1775_AVE_PD/FLOOR_09/110_0000_1.pptm



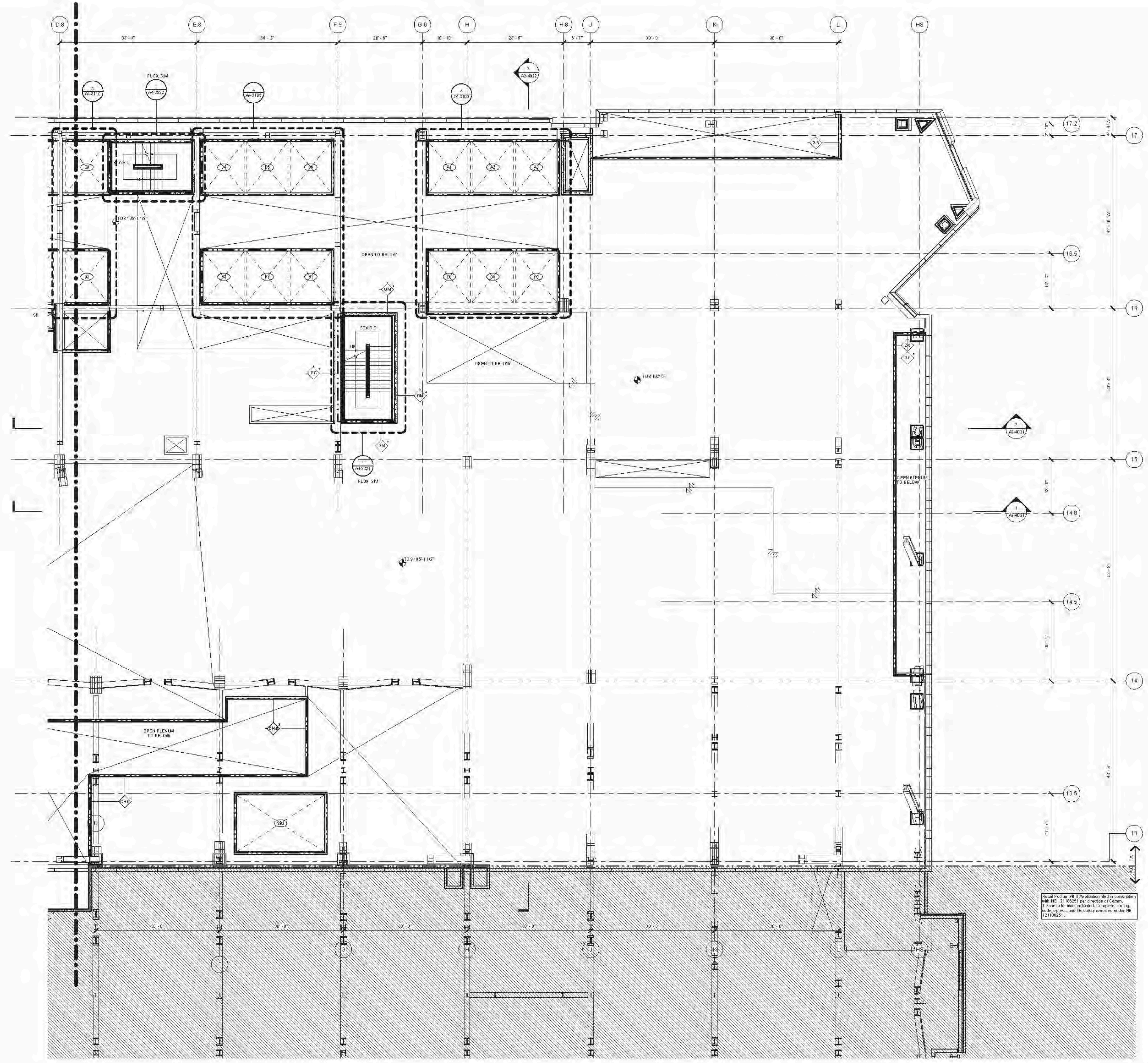
Client
Related Companies
60 Columbus Circle
New York, NY 10023
TEL: 212.801.1000 FAX: 212.801.1048

Contract Properties Group
320 Park Avenue, 17th Floor
New York, NY 10022
TEL: 212.966.7514 FAX: 212.966.7510

Architect
Kohn Pedersen Fox Associates PC
Architects & Planning Consultants
11 West 42nd Street
New York, New York 10036
TEL: 212.977.6000 FAX: 212.966.2526

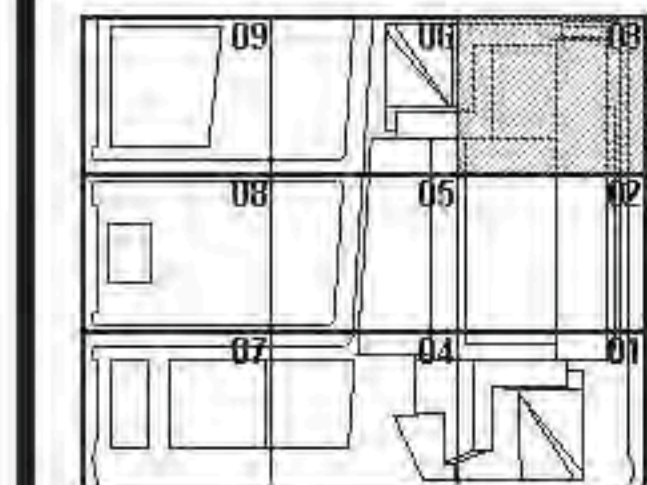
Structural Engineer
Thomson Tomasetti, Inc.
21 Madison Avenue
New York, New York 10010
TEL: 917.661.7800 FAX: 718.661.7801

Mechanical, Electrical, Plumbing, Fire Protection
James Baum & Bolles Consulting Engineers
80 Pine Street
New York, NY 10013
TEL: 212.530.9300 FAX: 212.269.5894



Notes:
1. Detail Section A1-1 Application Note in connection with A1-1118251 and Director of Comm. Plans to be used as indicated. Complete, correct, and the author is not responsible for A1-1118251.

1. D.O.B. BUILDING PERMIT PLANS 120020.H
Date: 06/22/2015



HYE - TA - A1-0903U

FLOOR PLAN 09 UPPER
MECH SECTOR 03B

Drawing Number
A1-0903U
Drawing Number
A-191.00

FLOOR PLAN 09 UPPER (DISPLAY 9) SECTOR 03
SCALE: 1/8" = 1'-0"



4/10/2015 12:00:14 PM
 C:\P\2014\125-48-PM
 FLOOR PLANS\MECHANICAL SECTOR 03B
 CAMP\2014\125-48-PM\FILE\TA_PFP_CORE_20141005_D09 PROCEED.dwg



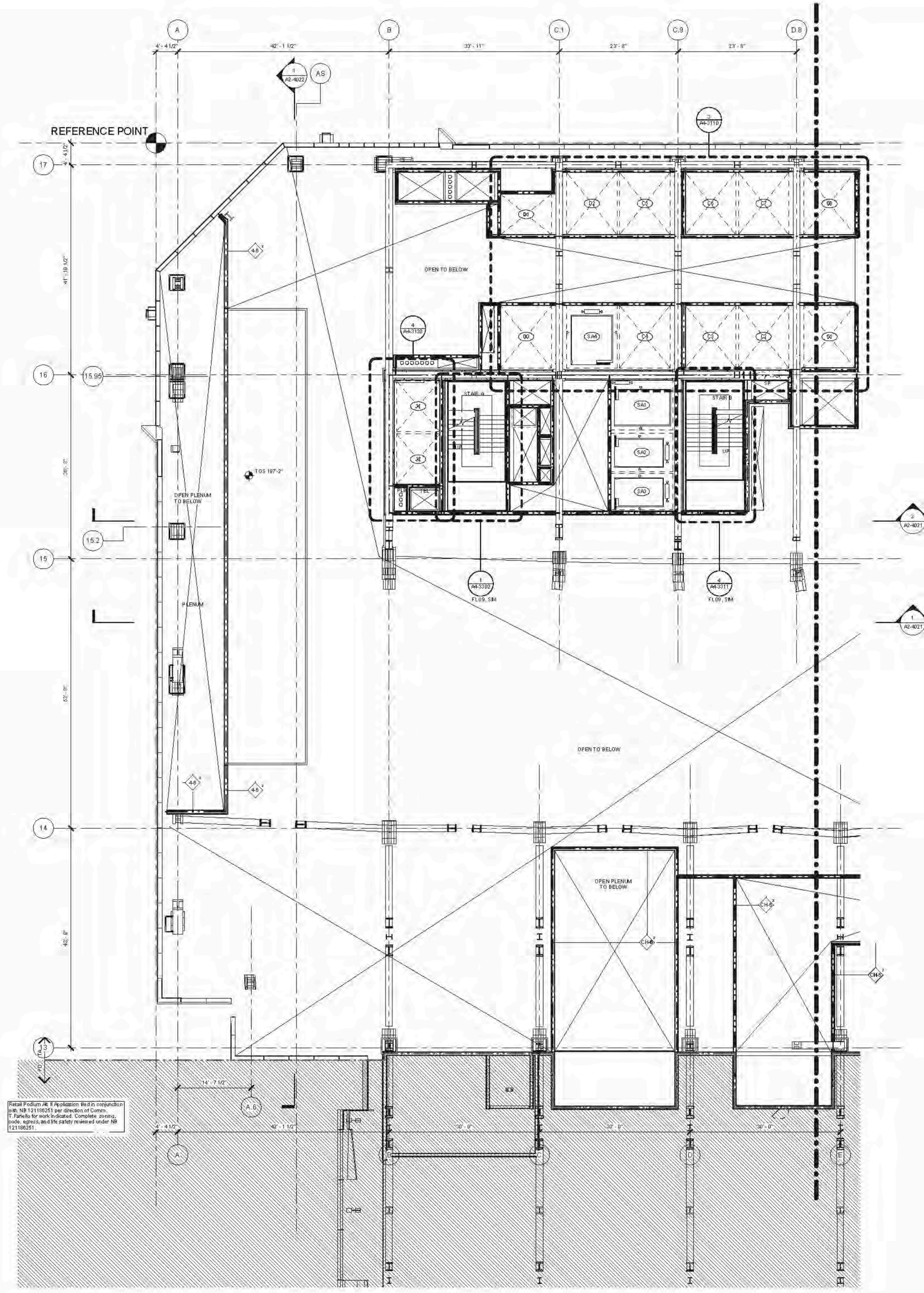
Client
Related Companies
60 Columbus Circle
New York, NY 10023
TEL: 212.801.1000 FAX: 212.801.1048

Conrad Properties Group
320 Park Avenue, 17th Floor
New York, NY 10022
TEL: 212.966.7514 FAX: 212.966.7510

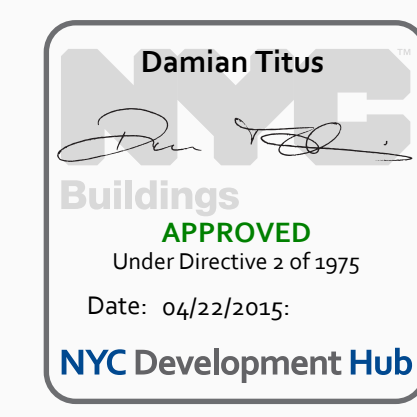
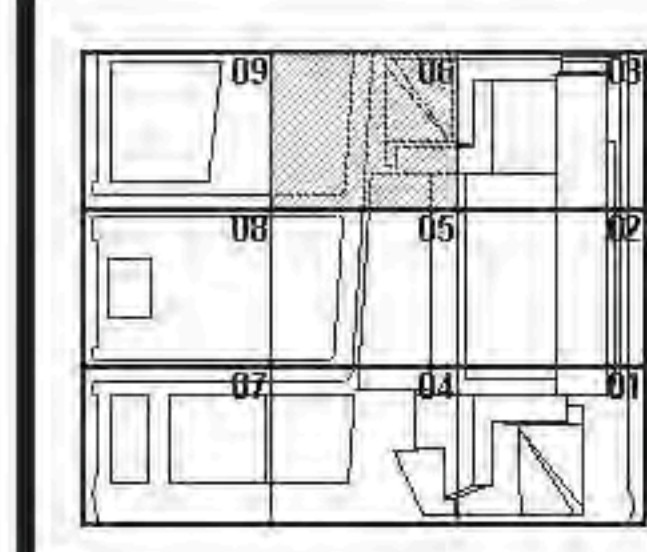
Architect
Kohn Pedersen Fox Assoc. Inc. PC
Architects & Planning Consultants
11 West 42nd Street
New York, New York 10036
TEL: 212.977.6000 FAX: 212.956.2526

Structural Engineer
Thomson Townsend, Inc.
21 Madison Avenue
New York, New York 10010
TEL: 917.661.7800 FAX: 718.661.7801

Mechanical, Electrical, Plumbing, Fire Protection
Janis Baum & Bolles Consulting Engineers PC
80 Pine Street
New York, NY 10013
TEL: 212.530.9300 FAX: 212.269.5894



D.O.B. BUILDING PERMIT #1290 12/02/14



Issue Date: 12/10/2014
Project No: 1736
Drawing No: HYE-TA-A1-0906U
Drawing Title:

HYE-TA-A1-0906U

**FLOOR PLAN 09 UPPER
MECH SECTOR 06B**

Drawing Number
A1-0906U
Sheet Number
A-192.00

1 PLN.TA.09U.SEC.06
1/8" = 1'-0"



PLN.TA.09U.SEC.06
 2023/07/26 10:25 PM
 C:\P\2023\1736_HYE_TA_A1-0906_U09_MECH_Sect06B.plt

- 01. SEE DRAWING A6-0101 FOR PARTITION SCHEDULE AND SYMBOL DESCRIPTION.
- 02. SEE SPECIFICATION FOR COMPLIANCE EQUIPMENT SCHEDULE AND DRAWING A4-0101 FOR STAIR SCHEDULE AND STAIR COMPONENT TYPES.
- 03. SLOPING BRICKLINES ARE INDICATED THUSLY:
 - 1-HOUR: [Symbol]
 - 2-HOUR: [Symbol]
 - 3-HOUR: [Symbol]
- 04. FIRE-RATED PARTITIONS ARE INDICATED THUSLY:
 - 1-HOUR: [Symbol]
 - 2-HOUR: [Symbol]
 - 3-HOUR: [Symbol]
- 05. FOR TOWER A SPECIFIC INFORMATION IN SECTIONS 03 & 04, REFER TO A1-SERIES DWG'S ENGINE IN 03A AND 04A. FOR RETAIL PODIUM SPECIFIC INFORMATION IN SECTIONS 03 & 04, REFER TO A1-SERIES DWG'S ENGINE IN 03A AND 04A.
- 06. ALL FIRE STAIRS ENCLOSURES IN SECTIONS 03, 04, 05A, 04, 06 AND 06A CONSIST OF 2-HOUR MASONRY U.O.N. INDICATED THUSLY:
 - [Symbol]
- 07. INTAKE AND EXHAUST SHWFT ENCLOSURES SUPPORTING PLATFORM SPACES CONSIST OF 3-HOUR MASONRY INDICATED THUSLY:
 - [Symbol]
- 08. 2-HR RATED INTERIOR SEPARATION FOR INITIAL T.C.O. BETWEEN TOWER A AND RETAIL PODIUM IS INDICATED THUSLY:
 - [Symbol]
- REFER TO A2-1001 THROUGH A2-1004 A1-SERIES DWG'S FOR EXTERIOR SCOPE SEPARATION BETWEEN T AND PD.
- 09. ELEVATOR SILLS, STAIR LANDING, AND SERVICE ELEVATOR LISHES SHALL ALIGN WITH THE TOP OF FINISH FLOOR, UO.N.
- 10. REFER TO A2-SERIES FINISH PLANS FOR CONCRETE TO FINISH SLAB, EQUIPMENT PANS, CURBS, FLOOR COATINGS, AND WALL PROTECTION.
- 11. REFER TO A6-SERIES FOR CORE & SHELL DELINEATION, ASSEMBLIES AND ENCLOSURE OVERHEAD MECH SHEET OFFSETS.
- 12. REFER TO A6-SERIES FOR ALL EDGE OF STRUCTURAL SLAB DIMENSIONS.
- 13. INSULATION, SEE BUILDING SECTIONS FOR INFO, SEE FINISH SCHEDULE FOR TYPE.
- 14. PARTITIONS SHOWN WITHOUT SET-OUT DIMENSIONS AND LOCATED AT A GRIDLINE ARE TO BE LOCATED THUSLY:
 - [Symbol] FACE-ALIGNED
 - [Symbol] CENTERED

- FLOOR 02 PLAN NOTES
- 1. PARTITION LEGEND
 - [Symbol] CORE AND SHELL
 - [Symbol] TENANT FIT-OUT
 - 2. DWR COLUMN COVERS 4'-0" HIGH WITH SS CORNER GUARDS U.O.N.

1. E.O.B. BUILDING PERMITTING 12/10/2014
 Date: 06/22/2015
 Drawn By: 1776
 Check By: [Signature]
 Title: [Signature]



Damian Titus
 APPROVED
 Under Directive 2 of 2015
 Date: 06/22/2015
 NYC Development Hub

HUDSON YARDS -
 RETAIL PODIUM
 AND TOWER A
 300 WEST 33RD STREET
 New York, NY



Chief
 Related Companies
 60 Columbus Circle
 New York, NY 10023
 TEL: 212.801.1000 FAX: 212.801.1048

Chief Properties Group
 320 Park Avenue, 17th Floor
 New York, NY 10022
 TEL: 212.986.7514 FAX: 212.986.7510

Architect
 Kohn Pedersen Fox Associates
 11 West 42nd Street
 New York, New York 10036
 TEL: 212.977.6500 FAX: 212.956.2526

Structural Engineer
 Thornton Tomasetti, Inc.
 51 Madison Avenue
 New York, New York 10017
 TEL: 917.661.7800 FAX: 718.661.7801

Mechanical, Electrical, Plumbing, Fire Protection
 Jano Baum & Bolles Consulting Engineers
 80 Pine Street
 New York, NY 10003
 TEL: 212.530.9300 FAX: 212.269.2894

Retail Interior Design & Planning
 Elton-Mandred
 330 A Street
 Boston, MA 02210
 TEL: 617.426.1300

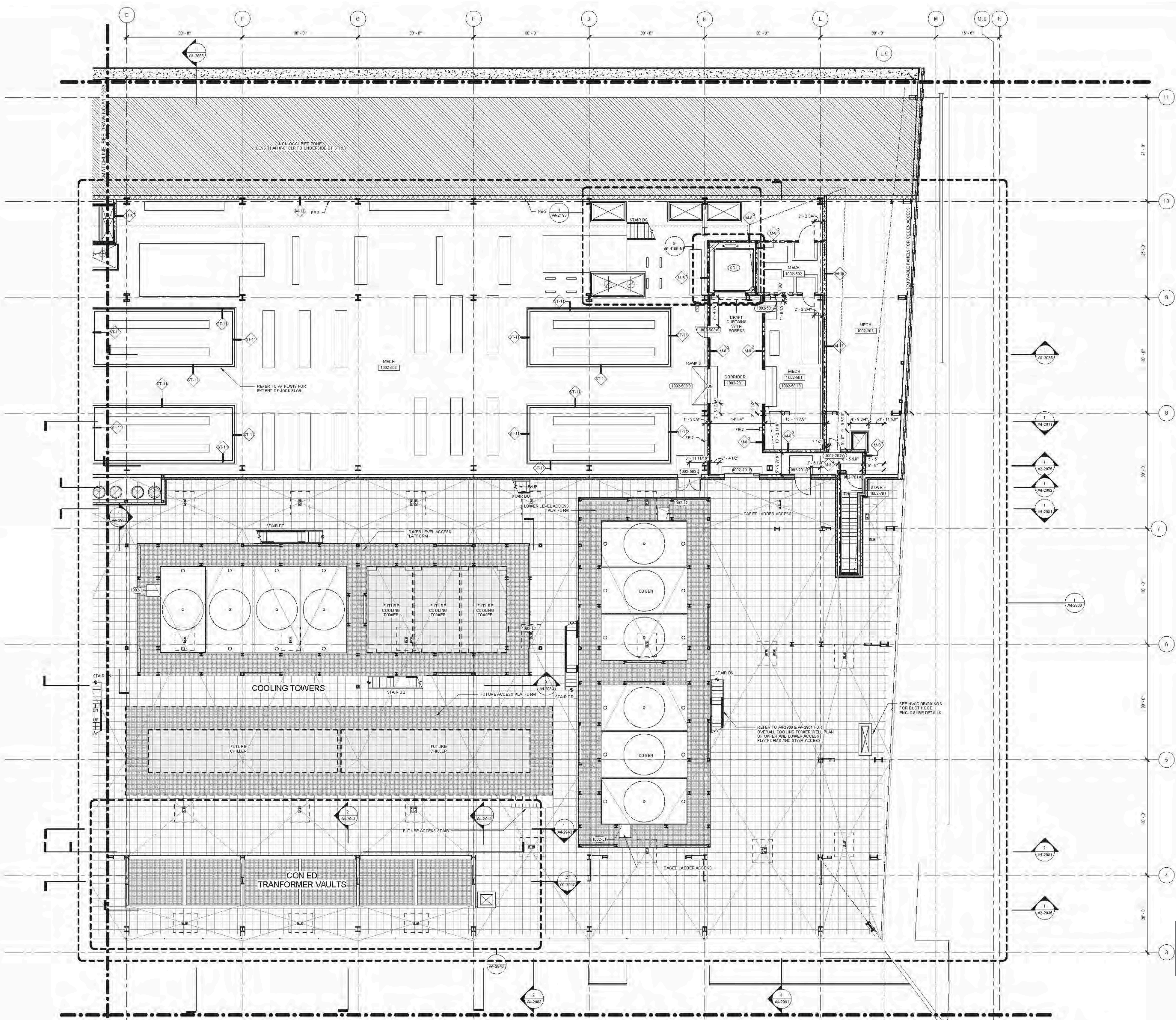
12/10/2014
 Date: 06/22/2015
 Drawn By: 1776
 Check By: [Signature]
 Title: [Signature]



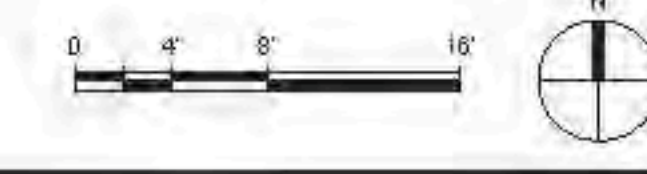
HYE-TA-A1-1002

FLOOR PLAN 10
 SECTOR 02
 (MARKETING 14)

Sheet Number
 A1-1002
 Sheet Drawing Number
 A-200.00
 SHEET 94 OF 500



1 FLOOR PLAN 10 (DISPLAY 14) SECTOR 02
 SCALE: 1/8" = 1'-0"



AL-1002
 12/10/2014 12:02:37 PM
 FLOOR PLAN 10 (DISPLAY 14) SECTOR 02
 C:\P\2014\1002\1002\FLOOR PLAN 10 (DISPLAY 14) SECTOR 02.dwg

- SEE DRAWING A6-010X SERIES FOR PARTITION SCHEDULE AND SYMBOL DESCRIPTION.
- SEE SPECIFICATION FOR CONVEYANCE EQUIPMENT SCHEDULE AND DRAWING MANUAL FOR STAIR SCHEDULE AND STAIR COMPONENT TYPES.
- SLOPING GRIDLINES ARE INDICATED THUSLY:
 - 1:40
 - 2:40
 - 3:40
- FIRE RATED PARTITIONS ARE INDICATED:
 - 1-HOUR: [Symbol]
 - 2-HOUR: [Symbol]
 - 3-HOUR: [Symbol]
- SEE A6-SERIES ENLARGED CORE PLANS FOR SPECIFIC PARTITION TYPES NOT IDENTIFIED IN THIS PLAN SERIES.
- FOR TOWER A'S SPECIFIC INFORMATION IN SECTORS D1, D2, D3A, D4, D5, AND D6, REFER TO A6-SERIES DWG'S ENDING IN 018, 019, 020, 021, 022, 023, 024, 025, 026, 027, 028, 029, 030, 031, 032, 033, 034, 035, 036, 037, 038, 039, 040, 041, 042, 043, 044, 045, 046, 047, 048, 049, 050, 051, 052, 053, 054, 055, 056, 057, 058, 059, 060, 061, 062, 063, 064, 065, 066, 067, 068, 069, 070, 071, 072, 073, 074, 075, 076, 077, 078, 079, 080, 081, 082, 083, 084, 085, 086, 087, 088, 089, 090, 091, 092, 093, 094, 095, 096, 097, 098, 099, 100, 101, 102, 103, 104, 105, 106, 107, 108, 109, 110, 111, 112, 113, 114, 115, 116, 117, 118, 119, 120, 121, 122, 123, 124, 125, 126, 127, 128, 129, 130, 131, 132, 133, 134, 135, 136, 137, 138, 139, 140, 141, 142, 143, 144, 145, 146, 147, 148, 149, 150, 151, 152, 153, 154, 155, 156, 157, 158, 159, 160, 161, 162, 163, 164, 165, 166, 167, 168, 169, 170, 171, 172, 173, 174, 175, 176, 177, 178, 179, 180, 181, 182, 183, 184, 185, 186, 187, 188, 189, 190, 191, 192, 193, 194, 195, 196, 197, 198, 199, 200, 201, 202, 203, 204, 205, 206, 207, 208, 209, 210, 211, 212, 213, 214, 215, 216, 217, 218, 219, 220, 221, 222, 223, 224, 225, 226, 227, 228, 229, 230, 231, 232, 233, 234, 235, 236, 237, 238, 239, 240, 241, 242, 243, 244, 245, 246, 247, 248, 249, 250, 251, 252, 253, 254, 255, 256, 257, 258, 259, 260, 261, 262, 263, 264, 265, 266, 267, 268, 269, 270, 271, 272, 273, 274, 275, 276, 277, 278, 279, 280, 281, 282, 283, 284, 285, 286, 287, 288, 289, 290, 291, 292, 293, 294, 295, 296, 297, 298, 299, 300, 301, 302, 303, 304, 305, 306, 307, 308, 309, 310, 311, 312, 313, 314, 315, 316, 317, 318, 319, 320, 321, 322, 323, 324, 325, 326, 327, 328, 329, 330, 331, 332, 333, 334, 335, 336, 337, 338, 339, 340, 341, 342, 343, 344, 345, 346, 347, 348, 349, 350, 351, 352, 353, 354, 355, 356, 357, 358, 359, 360, 361, 362, 363, 364, 365, 366, 367, 368, 369, 370, 371, 372, 373, 374, 375, 376, 377, 378, 379, 380, 381, 382, 383, 384, 385, 386, 387, 388, 389, 390, 391, 392, 393, 394, 395, 396, 397, 398, 399, 400, 401, 402, 403, 404, 405, 406, 407, 408, 409, 410, 411, 412, 413, 414, 415, 416, 417, 418, 419, 420, 421, 422, 423, 424, 425, 426, 427, 428, 429, 430, 431, 432, 433, 434, 435, 436, 437, 438, 439, 440, 441, 442, 443, 444, 445, 446, 447, 448, 449, 450, 451, 452, 453, 454, 455, 456, 457, 458, 459, 460, 461, 462, 463, 464, 465, 466, 467, 468, 469, 470, 471, 472, 473, 474, 475, 476, 477, 478, 479, 480, 481, 482, 483, 484, 485, 486, 487, 488, 489, 490, 491, 492, 493, 494, 495, 496, 497, 498, 499, 500, 501, 502, 503, 504, 505, 506, 507, 508, 509, 510, 511, 512, 513, 514, 515, 516, 517, 518, 519, 520, 521, 522, 523, 524, 525, 526, 527, 528, 529, 530, 531, 532, 533, 534, 535, 536, 537, 538, 539, 540, 541, 542, 543, 544, 545, 546, 547, 548, 549, 550, 551, 552, 553, 554, 555, 556, 557, 558, 559, 560, 561, 562, 563, 564, 565, 566, 567, 568, 569, 570, 571, 572, 573, 574, 575, 576, 577, 578, 579, 580, 581, 582, 583, 584, 585, 586, 587, 588, 589, 590, 591, 592, 593, 594, 595, 596, 597, 598, 599, 600, 601, 602, 603, 604, 605, 606, 607, 608, 609, 610, 611, 612, 613, 614, 615, 616, 617, 618, 619, 620, 621, 622, 623, 624, 625, 626, 627, 628, 629, 630, 631, 632, 633, 634, 635, 636, 637, 638, 639, 640, 641, 642, 643, 644, 645, 646, 647, 648, 649, 650, 651, 652, 653, 654, 655, 656, 657, 658, 659, 660, 661, 662, 663, 664, 665, 666, 667, 668, 669, 670, 671, 672, 673, 674, 675, 676, 677, 678, 679, 680, 681, 682, 683, 684, 685, 686, 687, 688, 689, 690, 691, 692, 693, 694, 695, 696, 697, 698, 699, 700, 701, 702, 703, 704, 705, 706, 707, 708, 709, 710, 711, 712, 713, 714, 715, 716, 717, 718, 719, 720, 721, 722, 723, 724, 725, 726, 727, 728, 729, 730, 731, 732, 733, 734, 735, 736, 737, 738, 739, 740, 741, 742, 743, 744, 745, 746, 747, 748, 749, 750, 751, 752, 753, 754, 755, 756, 757, 758, 759, 760, 761, 762, 763, 764, 765, 766, 767, 768, 769, 770, 771, 772, 773, 774, 775, 776, 777, 778, 779, 780, 781, 782, 783, 784, 785, 786, 787, 788, 789, 790, 791, 792, 793, 794, 795, 796, 797, 798, 799, 800, 801, 802, 803, 804, 805, 806, 807, 808, 809, 810, 811, 812, 813, 814, 815, 816, 817, 818, 819, 820, 821, 822, 823, 824, 825, 826, 827, 828, 829, 830, 831, 832, 833, 834, 835, 836, 837, 838, 839, 840, 841, 842, 843, 844, 845, 846, 847, 848, 849, 850, 851, 852, 853, 854, 855, 856, 857, 858, 859, 860, 861, 862, 863, 864, 865, 866, 867, 868, 869, 870, 871, 872, 873, 874, 875, 876, 877, 878, 879, 880, 881, 882, 883, 884, 885, 886, 887, 888, 889, 890, 891, 892, 893, 894, 895, 896, 897, 898, 899, 900, 901, 902, 903, 904, 905, 906, 907, 908, 909, 910, 911, 912, 913, 914, 915, 916, 917, 918, 919, 920, 921, 922, 923, 924, 925, 926, 927, 928, 929, 930, 931, 932, 933, 934, 935, 936, 937, 938, 939, 940, 941, 942, 943, 944, 945, 946, 947, 948, 949, 950, 951, 952, 953, 954, 955, 956, 957, 958, 959, 960, 961, 962, 963, 964, 965, 966, 967, 968, 969, 970, 971, 972, 973, 974, 975, 976, 977, 978, 979, 980, 981, 982, 983, 984, 985, 986, 987, 988, 989, 990, 991, 992, 993, 994, 995, 996, 997, 998, 999, 1000.

FLOOR PLAN NOTES (TYP. FL 10-20)

- REFER TO STRUCTURAL DWG'S AND A6-SERIES BUILDING SECTIONS FOR LOCATING SLOPING COLUMN GRIDS.
- FINISH FLOOR HEIGHTS ARE RELATIVE TO TOP OF STRUCTURAL SLAB.
- ELEVATOR SILLS AND STAIR LANDING S SHALL ALIGN WITH TOP OF FINISH FLOOR ELEVATION.
- SERVICE ELEVATOR LOBBIES SHALL ALIGN WITH THE TOP OF FINISH FLOOR ELEVATION.
- RATED WALLS AT MECHANICAL FLOORS NOT INDICATED OUTSIDE OF CORE.
- DASHED WALLS BY TENANT.
- ALL FINISH FLOORS BY TENANT, UON.
- 50% OF CODE REQUIRED EWCs PROVIDED AT LEVELS 14-20, 22 & 24 AS INDICATED ON PLANS. BALANCE TO BE PROVIDED BY TENANT. ALL PLUMBING FIXTURE COUNTS BASED ON OFFICE OCCUPANCY.
- SEE PLANS FOR CEILING HEIGHTS. TENANT-PROVIDED CEILING TO BE COORDINATED TO CEILING ELEVATION ABOVE, T.O.S. AT THE FOLLOWING LOCATIONS, UON:
 - CROSS-CORRIDORS WITHIN CORE
 - PASSENGER ELEVATOR LOBBIES
 - AREAS OUTSIDE CORE BOUNDARY
- PROVIDE AMB LIGHTING AND SPRINKLER ZONE ABOVE COORDINATED CEILING HEIGHT.
- NO HUNG CEILING ON FULL MECHANICAL FLOORS. UON. SEE A6-XXXXX SERIES FOR RCP INFORMATION.



Client
Related Companies
60 Columbus Circle
New York, NY 10023
TEL: 212.801.1000 FAX: 212.801.1048

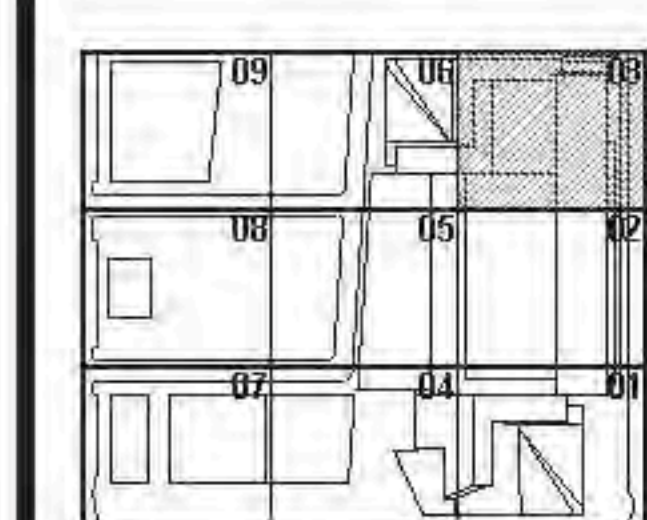
Contract Properties Group
230 Park Avenue, 17th Floor
New York, NY 10022
TEL: 212.966.7014 FAX: 212.966.7510

Architect
Kohn Pedersen Fox Associates PC
Architects & Planners Consultants
11 West 42nd Street
New York, New York 10036
TEL: 212.977.6200 FAX: 212.956.2526

Structural Engineer
Thomson Tomasetti, Inc.
21 Madison Avenue
New York, New York 10010
TEL: 917.661.7800 FAX: 718.661.7801

Mechanical, Electrical, Plumbing, Fire Protection
Janis Baum & Bolles Consulting Engineers
80 Pine Street
New York, NY 10013
TEL: 212.530.9300 FAX: 212.269.5894

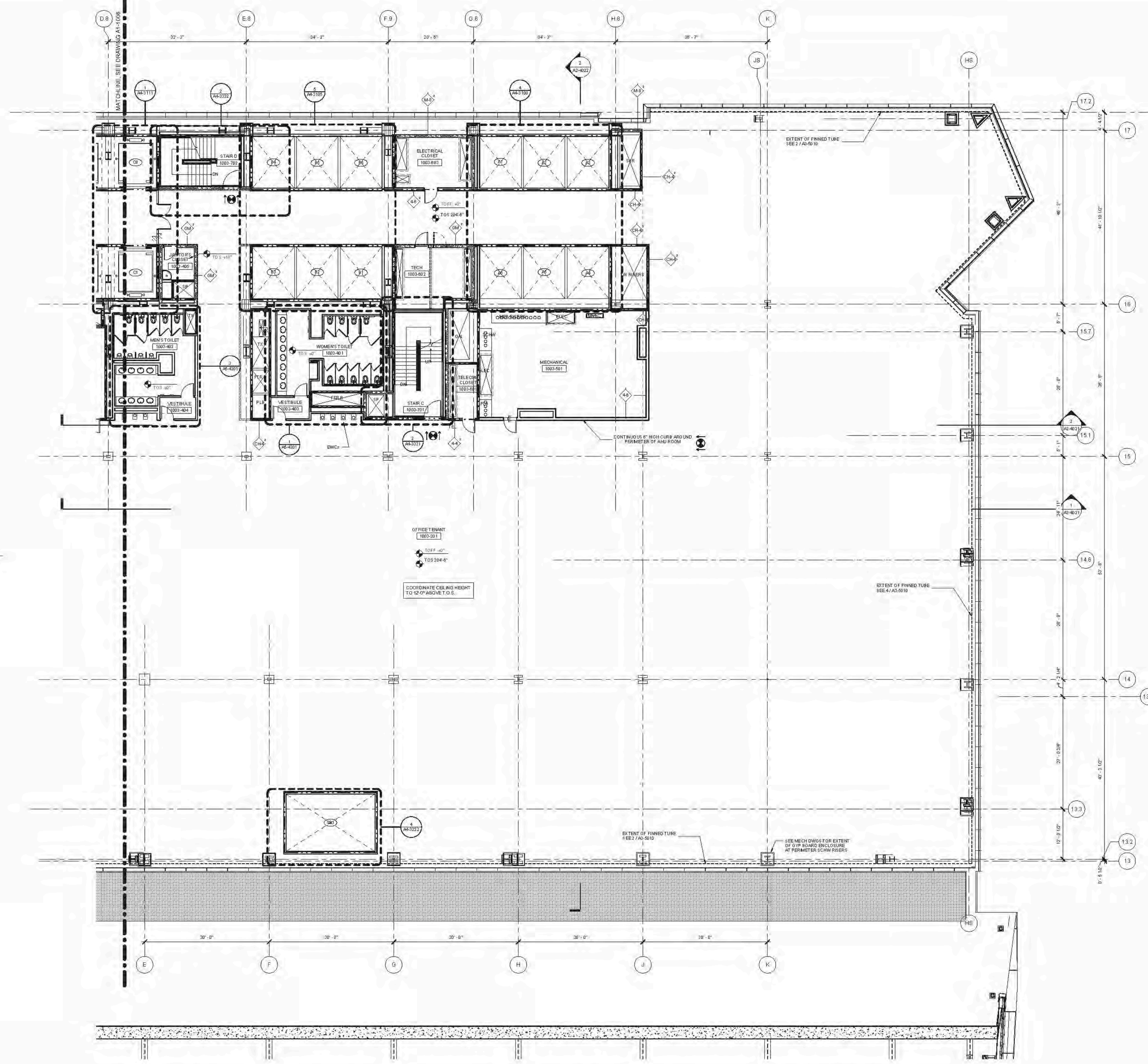
D.O.B. BUILDING PERMIT PLNO 120020H
Date 06/22/2015



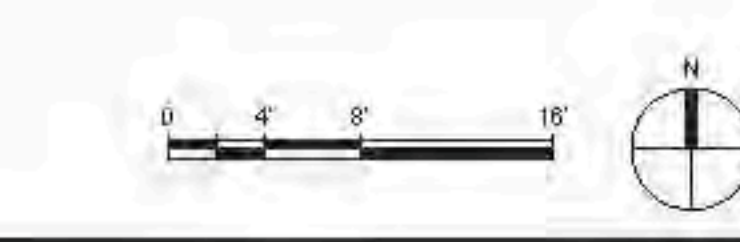
HYE - TA - A1-1003

FLOOR PLAN 10
(DISPLAY 14) SECTOR
03

Drawing Number
A1-1003
Sheet Drawing Number
A-201.00



FLOOR PLAN 10 (DISPLAY 14) SECTOR 03
1/8" = 1'-0"



AL 1003
 3/17/2015 11:14 AM
 FLOOR PLAN 10 (DISPLAY 14) SECTOR 03
 C:\P\8\4\1775_A1\H_YE_TA_PFC_CORE_20141003_D08_FLOORPLAN.dwg
 3/17/2015 11:14 AM

- 01. SEE DRAWING A6-0101 FOR PARTITION SCHEDULE AND SYMBOL DESCRIPTION.
- 02. SEE SPECIFICATION FOR COMPLIANCE EQUIPMENT SCHEDULE AND DRAWING A4-0101 FOR STAIR SCHEDULE AND STAIR COMPONENT TYPES.
- 03. SLOPING BRICKLINES ARE INDICATED THUSLY.
- 04. FIRE-RATED PARTITIONS ARE INDICATED:
 1-HOUR: [Symbol]
 2-HOUR: [Symbol]
 3-HOUR: [Symbol]
 SEE AN-SERIES ENLARGED CORE PLANS FOR SPECIFIC PARTITION TYPES NOT IDENTIFIED IN THIS PLAN SERIES.
 FOR TOWER A SPECIFIC INFORMATION IN SECTIONS 03 & 04, REFER TO A1-SERIES DWGS ENDS IN 03A AND 04A.
 FOR RETAIL PODIUM SPECIFIC INFORMATION IN SECTIONS 03 & 04, REFER TO A1-SERIES DWGS ENDS IN 03A AND 04A.
 ALL FIRE STAIRS ENCLOSURES IN SECTIONS 03, 04, 05A, 04, 06 AND 09A CONSIST OF 2-HOUR MASONRY U.O.N. INDICATED THUSLY.
- 07. INTAKE AND EXHAUST SHWFT ENCLOSURES SUPPORTING PLATFORM SPACES CONSIST OF 3-HOUR MASONRY INDICATED THUSLY.
- 08. 2-HR RATED INTERIOR SEPARATION FOR INITIAL T.O.D. BETWEEN TOWER A AND RETAIL PODIUM IS INDICATED THUSLY.
- REFER TO A4-1001 THROUGH A4-1004 SERIES DWGS FOR EXTERIOR SCOPE SEPARATION BETWEEN TA AND PD.
- 09. ELEVATOR SILLS, STAIR LANDING, AND SERVICE ELEVATOR LOBBIES SHALL ALIGN WITH THE TOP OF FINISH FLOOR U.O.N.
- 10. REFER TO A2-SERIES FINISH PLANS FOR CONCRETE TOPPING SLAB, EQUIPMENT PADS, CURBS, FLOOR COATINGS, AND WALL PROTECTION.
- 11. REFER TO A6-SERIES FOR CORE & SHELL BEILING ASSEMBLIES AND ENCLOSED OVERHEAD SHWFT OFFSETS.
- 12. REFER TO S6-SERIES FOR ALL EDGE OF STRUCTURAL SLAB DIMENSIONS.
- 13. INSULATION, SEE BUILDING SECTIONS FOR INFO, SEE FINISH SCHEDULE FOR TYPE.
- 14. PARTITIONS SHOWN WITHOUT SET-OUT DIMENSIONS AND LOCATED AT A GRIDLINE ARE TO BE LOCATED THUSLY.

FACE-ALIGNED
 CENTERED

FLOOR 05 PLAN NOTES
 1. PARTITION LEGEND
 CORE AND SHELL
 TENANT FIT-OUT
 2. DWR COLUMN COVERS 4'-0" HIGH WITH SS CORNER GUARDS U.O.N.

1. E.O.B. BUILDING PERMIT FILING 12/10/2014
 No. 12/10/2014
 City, State

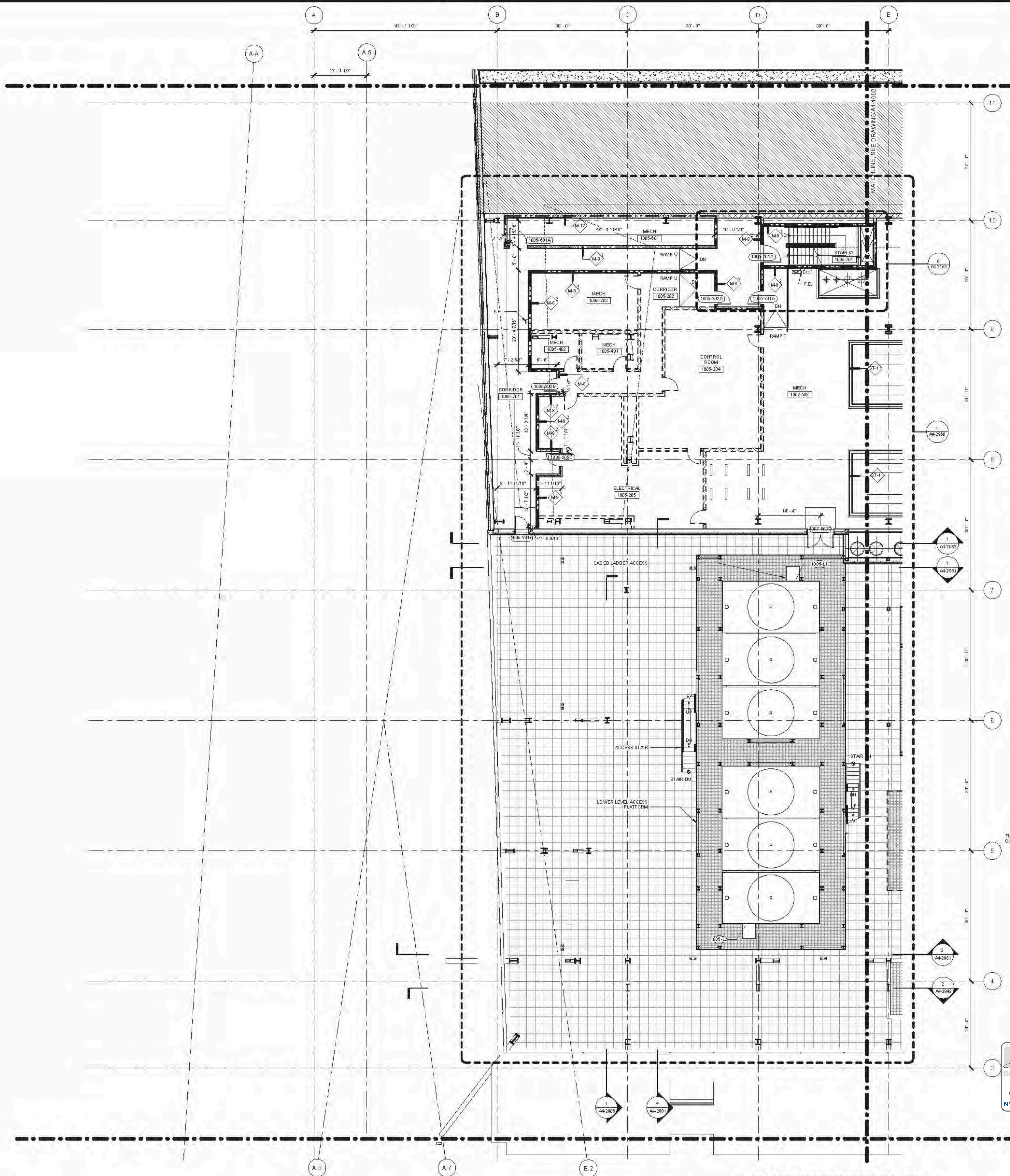
Client
 Related Companies
 60 Columbus Circle
 New York, NY 10023
 TEL: 212.801.1000 FAX: 212.801.1048

Architect
 Colton Pedersen Fox Associates
 11 West 42nd Street
 New York, New York 10036
 TEL: 212.977.6500 FAX: 212.956.2526

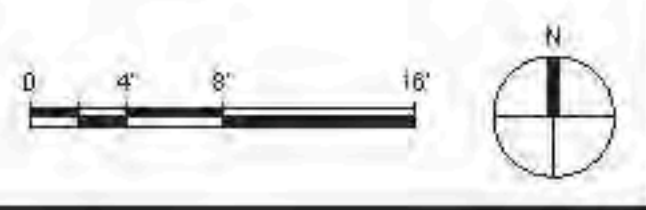
Structural Engineer
 Theonika Tomasek Inc.
 51 Madison Avenue
 New York, New York 10010
 TEL: 917.661.7800 FAX: 718.661.7801

Mechanical, Electrical, Plumbing, Fire Protection
 Janos Baum & Bolles Consulting Engineers
 80 Pine Street
 New York, NY 10013
 TEL: 212.530.9300 FAX: 212.269.2894

Retail Interior Design & Planning
 Elise-Monfredi
 300A School Street
 Boston, MA 02210
 TEL: 617.426.1300



1 FLOOR PLAN 10 (DISPLAY 14) SECTOR 05
 SCALE: 1/8" = 1'-0"



12/10/2014
 1776
 12/10/2014
 1776

Damian Titus
 APPROVED
 Under Directive 2 of 2015
 Date: 04/22/2015
 NYC Development Hub

REGISTERED ARCHITECT
 DAMIAN TITUS
 STATE OF NEW YORK

HYE - TA - A1-1005

FLOOR PLAN 10
 SECTOR 05
 (MARKETING 14)

Sheet Number
 A1-1005
 Sheet Drawing Number
 A-202.00

SHEET 96 OF 500

FLOOR PLAN 10 (DISPLAY 14) SECTOR 05
 12/10/2014 12:52:38 PM
 C:\P\2014\40178_HYE_PD_3PT_CORE_2014\10_05_P1.dwg
 PLT: 12/10/2014 12:52:38 PM
 PLOTTER: HP DesignJet T1100e



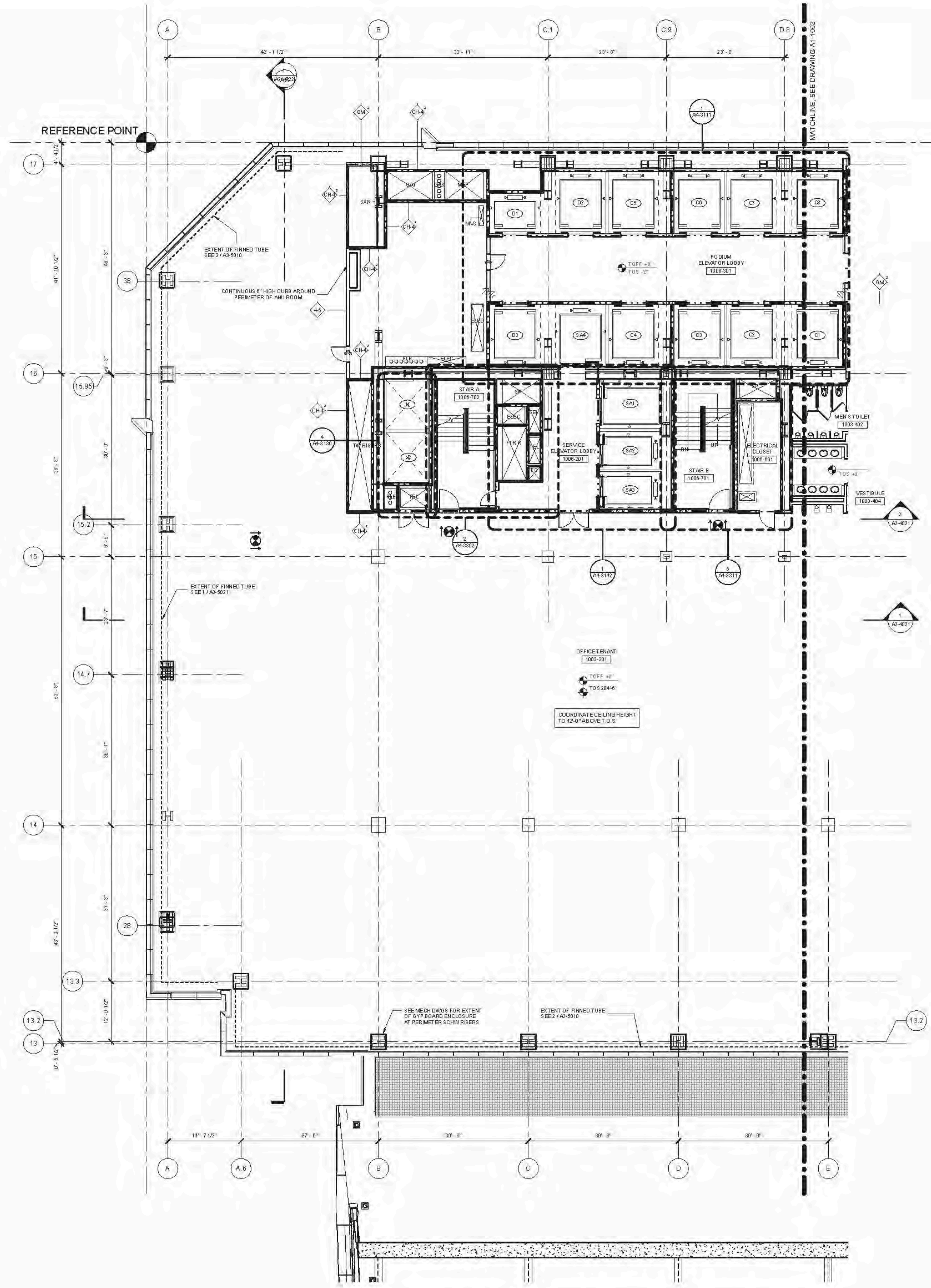
Client
Related Companies
60 Columbus Circle
New York, NY 10023
TEL: 212.801.1000 FAX: 212.801.1048

Contract Properties Group
320 Park Avenue, 17th Floor
New York, NY 10022
TEL: 212.966.7314 FAX: 212.966.7310

Architect
Kohn Pedersen Fox Associates PC
Architects & Planners
11 West 42nd Street
New York, New York 10036
TEL: 212.977.6200 FAX: 212.956.2526

Structural Engineer
Thomson Tomasetti, Inc.
51 Madison Avenue
New York, New York 10010
TEL: 917.661.7800 FAX: 718.661.7801

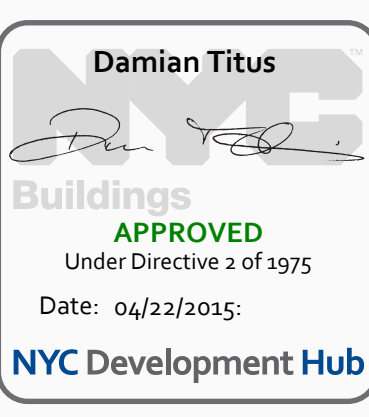
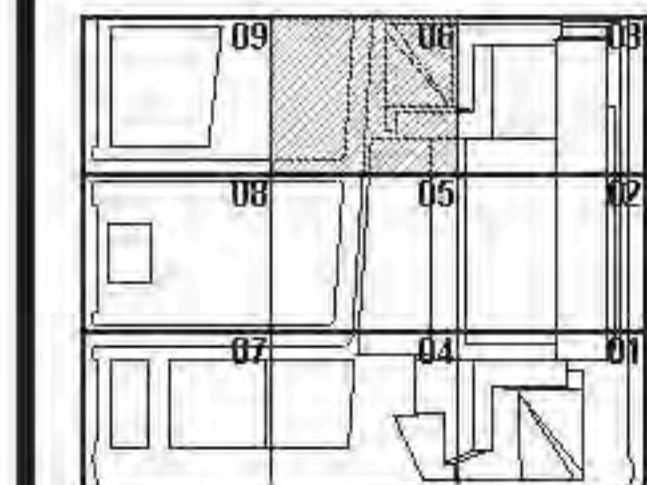
Mechanical, Electrical, Plumbing, Fire Protection
Janis Baum & Bolles Consulting Engineers
80 Pine Street
New York, NY 10013
TEL: 212.530.9300 FAX: 212.269.5894



- AS SERIES GENERAL NOTES**
- SEE DRAWING A6-010X SERIES FOR PARTITION SCHEDULE AND SYMBOL DESCRIPTION.
 - SEE SPECIFICATION FOR CONVEYANCE EQUIPMENT SCHEDULE AND DRAWING MANUAL FOR STAIR SCHEDULE AND STAIR COMPONENT TYPES.
 - SLOPING GRIDLINES ARE INDICATED THUSLY:
 - FIRE RATED PARTITIONS ARE INDICATED:
1-HOUR: [Symbol]
2-HOUR: [Symbol]
3-HOUR: [Symbol]
 - SEE AS SERIES ENLARGED CORE PLANS FOR SPECIFIC PARTITION TYPES NOT IDENTIFIED IN THIS PLAN SERIES.
 - FOR TOWER A'S SPECIFIC INFORMATION IN SECTIONS 01 & 02, REFER TO AS-SERIES DWG'S ENDING IN 01 & 02. FOR RETAIL PODIUM SPECIFIC INFORMATION IN SECTIONS 03 & 04, REFER TO AS-SERIES DWG'S ENDING IN 03 & 04.
 - ALL FIRE STAIRS ENCLOSURES IN SECTIONS 01, 02, 03A, 04, 05, AND 06A, CONSIST OF 2-HOUR MASONRY (U.O.N.).
 - ALL OTHER FIRE STAIR ENCLOSURES AND ELEVATOR HOISTWAY ENCLOSURES SHALL BE IMPACT RESISTANT.
 - INTAKE AND EXHAUST SHAFT ENCLOSURES SUPPORTING PLATFORM SPACES CONSIST OF 2-HOUR MASONRY.
 - 3-HR. RATED INTERIOR SEPARATION FOR INITIAL T.C.D. BETWEEN TOWER A AND RETAIL PODIUM IS INDICATED THUSLY:
 - REFER TO A2-300X SERIES DWG'S FOR ELEVATOR SCOPE SEPARATION BETWEEN TA AND TD.
 - REFER TO S-SERIES DWG'S FOR EDGE OF SLAB INFORMATION.

- FLOOR PLAN NOTES (TYP. FL 10-20)**
- REFER TO STRUCTURAL DWG'S AND AS-SERIES BUILDING SECTIONS FOR LOCATING SLOPING COLUMN GRIDS.
 - FINISH FLOOR HEIGHTS ARE RELATIVE TO TOP OF STRUCTURAL SLAB.
 - ELEVATOR SILLS AND STAIR LANDING S SHALL ALIGN WITH TOP OF FINISH FLOOR ELEVATION.
 - SERVICE ELEVATOR LOBBIES SHALL ALIGN WITH THE TOP OF FINISH FLOOR ELEVATION.
 - RATED WALLS AT MECHANICAL FLOORS NOT INDICATED OUTSIDE OF CORE.
 - DASHED WALLS BY TENANT.
 - ALL FINISH FLOORS BY TENANT, UON.
 - 50% OF CODE REQUIRED DWG PROVIDED AT LEVELS 14-20, 22 & 24 AS INDICATED ON PLANS. BALANCE TO BE PROVIDED BY TENANT. ALL PLUMBING FIXTURE COUNTS BASED ON OFFICE OCCUPANCY.
 - SEE PLANS FOR CEILING HEIGHTS. TENANT PROVIDED CEILING TO BE COORDINATED TO CONSIST WITH ELEVATION ABOVE T.C.D. AT THE FOLLOWING LOCATIONS, UON:
- CROSS-CORRIDORS WITHIN CORE
- PASSENGER ELEVATOR LOBBIES
- AREAS OUTSIDE CORE BOUNDARY.
 - PROVIDE 1" MIN LIGHTING AND SPRINKLER ZONE ABOVE COORDINATED CEILING HEIGHT.
 - NO HUNG CEILING S ON FULL MECHANICAL FLOORS, UON. SEE A6-300X SERIES FOR RCP INFORMATION.

D.O.B. BUILDING PERMIT PLNO 120020H



Issue Date: 12/03/2014
Project No.: 1736
Drawing No.:
Date: 04/22/2015

HYE - TA - A1-1006

FLOOR PLAN 10
(DISPLAY 14) SECTOR
06

Drawing Number
A1-1006
Sheet Drawing Number
A-203.00

1 FLOOR PLAN 10 (DISPLAY 14) SECTOR 06
1/8" = 1'-0"



3/17/2015 11:13 AM
 FLOOR PLAN 10 (DISPLAY 14) SECTOR 06
 C:\P\New\1736_HYE_TA_PFD\DWG\A1-1006_D08_PROCEL.dwg
 User: jgambini

Client
Related Companies
60 Columbus Circle
New York, NY 10023
TEL: 212.801.1000 FAX: 212.801.1048

General Properties Group
320 Park Avenue, 17th Floor
New York, NY 10022
TEL: 212.966.7514 FAX: 212.966.7510

Architect
Kohn Pedersen Fox Associates
11 West 42nd Street
New York, New York 10036
TEL: 212.977.6500 FAX: 212.956.2526

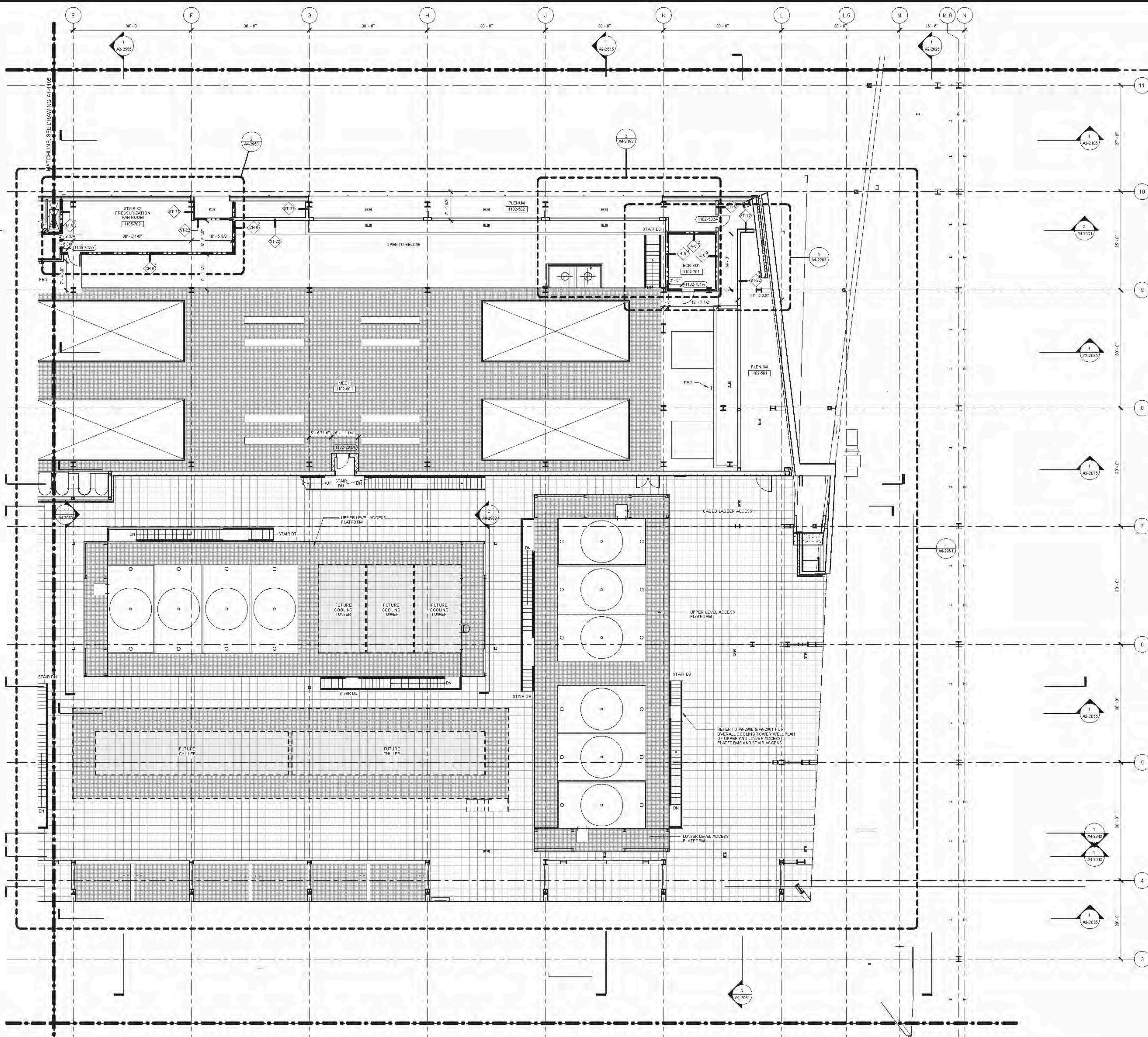
Structural Engineer
Thorburn Tomasek Inc.
51 Madison Avenue
New York, New York 10010
TEL: 917.661.7800 FAX: 718.661.7801

Mechanical, Electrical, Plumbing, Fire Protection
Janos Baum & Bolles Consulting Engineers
80 Pine Street
New York, NY 10013
TEL: 212.530.9300 FAX: 212.269.2894

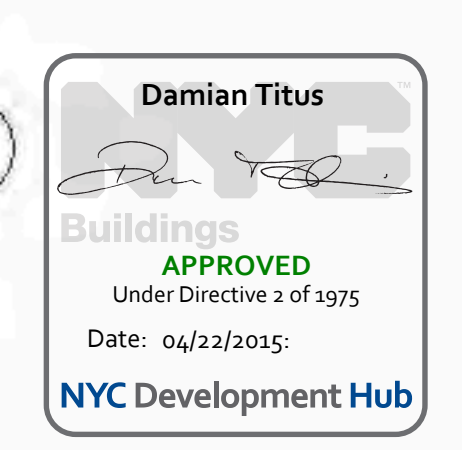
Retail Interior Design & Planning
Ellen-Monfredi
300A School Street
Boston, MA 02210
TEL: 617.426.1300

- AS-SERIES GENERAL NOTES**
- SEE DRAWING A6-0101 FOR PARTITION SCHEDULE AND SYMBOL DESCRIPTION.
 - SEE SPECIFICATION FOR COMPLIANCE EQUIPMENT SCHEDULE AND DRAWING A4-0101 FOR STAIR SCHEDULE AND STAIR COMPONENT TYPES.
 - SLOPING BRICELINES ARE INDICATED THUSLY:
 - FIRE-RATED PARTITIONS ARE INDICATED:
1-HOUR:
2-HOUR:
3-HOUR:
SEE AN SERIES ENLARGED CORE PLANS FOR SPECIFIC PARTITION TYPES NOT IDENTIFIED IN THIS PLAN SERIES.
 - FOR TOWER A SPECIFIC INFORMATION IN SECTIONS 03 & 04, REFER TO AS-SERIES DWG'S ENDS IN 03A AND 03B. FOR RETAIL PODIUM SPECIFIC INFORMATION IN SECTIONS 03 & 04, REFER TO AS-SERIES DWG'S ENDS IN 03A AND 03B.
 - ALL FIRE STAIRS ENCLOSURES IN SECTIONS 03, 04, 05A, 04, 05 AND 05A CONSIST OF 2-HOUR MASONRY U.O.M. INDICATED THUSLY:
 - INTAKE AND EXHAUST SHWFT ENCLOSURES SUPPORTING PLATFORM SPACES CONSIST OF 2-HOUR MASONRY INDICATED THUSLY:
 - 2-HR RATED INTERIOR SEPARATION FOR INITIAL T.C.O. BETWEEN TOWER A AND RETAIL PODIUM IS INDICATED THUSLY:
 - REFER TO A6-1001 THROUGH A6-1004 SERIES DWG'S FOR EXTERIOR SCOPE SEPARATION BETWEEN TA AND PD.
 - ELEVATOR SILLS, STAIR LANDING, AND SERVICE ELEVATOR LORRIES SHALL ALIGN WITH THE TOP OF FINISH FLOOR, U.O.M.
 - REFER TO A6-SERIES FINISH PLANS FOR CONCRETE TOPPING SLAB, EQUIPMENT PANS, CURBS, FLOOR COATINGS, AND WALL PROTECTION.
 - REFER TO A6-SERIES FOR CORE & SHELL DELINE ASSUMES AND ENCLOSED OVERHEAD MECH SHWFT OFFSET'S.
 - REFER TO A6-SERIES FOR ALL EDGE OF STRUCTURAL SLAB DIMENSIONS.
 - INSULATION, SEE BUILDING SECTIONS FOR INFO, SEE FINISH SCHEDULE FOR TYPE.
 - PARTITIONS SHOWN WITHOUT SET-OUT DIMENSIONS AND LOCATED AT A GRIDLINE ARE TO BE LOCATED THUSLY:

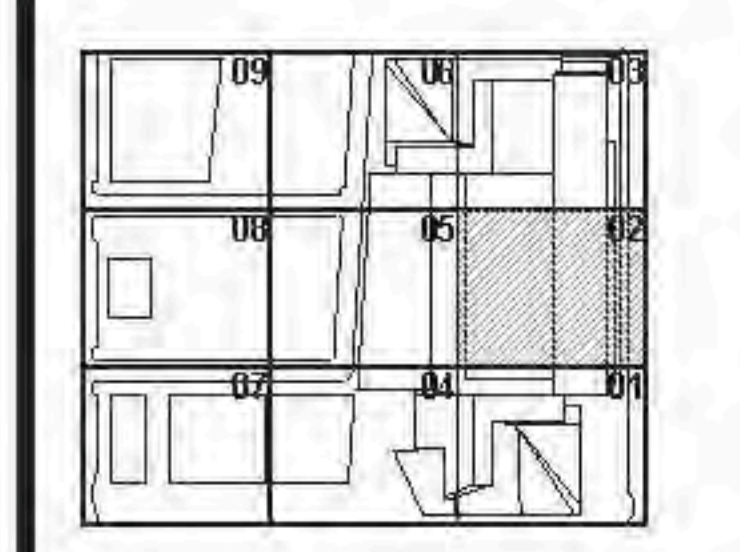
- FLOOR 02-11 PLAN NOTES**
- PARTITION LEGEND:
 CORE AND SHELL
 TENANT FIT-OUT
 - OVER COLUMN COVERS 4'-0" HIGH WITH SS CORNER GUARDS U.O.M.



1 FLOOR PLAN 11 (DISPLAY 15) SECTOR 02
SCALE: 1/8" = 1'-0"



1. E.O.B. BUILDING PERMITTING 12/10/2014
No. 100000112256-PT PM
Date: 04/22/2015



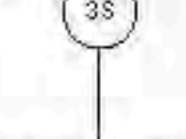

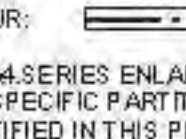
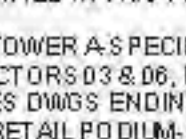

Project No. 12102014
Sheet No. 1776
Date: 04/22/2015
NYC Development Hub

HYE - TA - A1-1102

**FLOOR PLAN 11 UPPER
SECTOR 02
(MARKETING 15)**

Drawing Number
A1-1102
Sheet Drawing Number
A-204.00

FLOOR PLAN 11 (DISPLAY 15) UPPER SECTOR 02
C:\P\2014\12256-PT PM\A1-1102_PDF_DRAWING\A1-1102_PDF.dwg
4/22/2015 12:26:47 PM

01. SEE DRAWING A6-010X SERIES FOR PARTITION SCHEDULE AND SYMBOL DESCRIPTION.
02. SEE SPECIFICATION FOR CONVEYANCE EQUIPMENT SCHEDULE AND DRAWING A6-010X FOR STAIR SCHEDULE AND STAIR COMPONENT TYPES.
03. SLOPING GRIDLINES ARE INDICATED THUSLY: 
04. FIRE RATED PARTITIONS ARE INDICATED:
 1-HOUR: 
 2-HOUR: 
 3-HOUR: 
05. SEE A-SERIES ENLARGED CORE PLANS FOR SPECIFIC PARTITION TYPES NOT IDENTIFIED IN THIS PLAN SERIES.
06. FOR TOWER A'S SPECIFIC INFORMATION IN SECTORS 01, 02, 03A, 04, 05, AND 06B, REFER TO A-SERIES DWG'S ENDING IN 01, 02, 03A, 04, 05, AND 06B. FOR RETAIL PODIUM SPECIFIC INFORMATION IN SECTORS 03, 04, 05, REFER TO A-SERIES DWG'S ENDING IN 03, 04, 05, 06A.
07. ALL FIRE STAIRS ENCLOSURES IN SECTORS 01, 02, 03A, 04, 05, AND 06A, CONSIST OF 2-HOUR MASONRY (U.O.N.).
08. ALL OTHER FIRE STAIR ENCLOSURES AND ELEVATOR HOISTWAY ENCLOSURES SHALL BE IMPACT RESISTANT.
09. INTAKE AND EXHAUST SHAFT ENCLOSURES SUPPORTING PLATFORM SPACES CONSIST OF 2-HOUR MASONRY.
10. 3-HR. RATED INTERIOR SEPARATION FOR INITIAL T.O. BETWEEN TOWER A AND RETAIL PODIUM IS INDICATED THUSLY: 
010. REFER TO A6-300X SERIES DWG'S FOR EXTERIOR SCOPE SEPARATION BETWEEN TA AND PD.
011. REFER TO S-SERIES DWG'S FOR EDGE OF SLAB INFORMATION.

FLOOR PLAN NOTES (TYP. FL 10-20)

1. REFER TO STRUCTURAL DWG'S AND A6-SERIES BUILDING SECTIONS FOR LOCATING SLOPING COLUMN GRIDS.
2. FINISH FLOOR HEIGHTS ARE RELATIVE TO TOP OF STRUCTURAL SLAB.
3. ELEVATOR SILLS AND STAIR LANDING S SHALL ALIGN WITH TOP OF FINISH FLOOR ELEVATION.
4. SERVICE ELEVATOR LOBBIES SHALL ALIGN WITH THE TOP OF FINISH FLOOR ELEVATION.
5. RATED WALLS AT MECHANICAL FLOORS NOT INDICATED OUTSIDE OF CORE.
6. DASHED WALLS BY TENANT.
7. ALL FINISH FLOORS BY TENANT, UON.
8. 50% OF CODE REQUIRED DWG'S PROVIDED AT LEVELS 14-20, 22 & 24 AS INDICATED ON PLANS. BALANCE TO BE PROVIDED BY TENANT. ALL PLUMBING FIXTURE COUNTS BASED ON OFFICE OCCUPANCY.
9. SEE PLANS FOR CEILING HEIGHTS. TENANT PROVIDED CEILING TO BE COORDINATED TO CONSIST WITH ELEVATION ABOVE T.O.S. AT THE FOLLOWING LOCATIONS, UON:
 - CROSS-CORRIDORS WITHIN CORE
 - PASSENGER ELEVATOR LOBBIES
 - AREAS OUTSIDE CORE BOUNDARY.
9. PROVIDE T-MIN LIGHTING AND SPRINKLER ZONE ABOVE COORDINATED CEILING HEIGHT.
10. NO HUNG CEILING ON FULL MECHANICAL FLOORS. UON. SEE A6-300X SERIES FOR RCP INFORMATION.



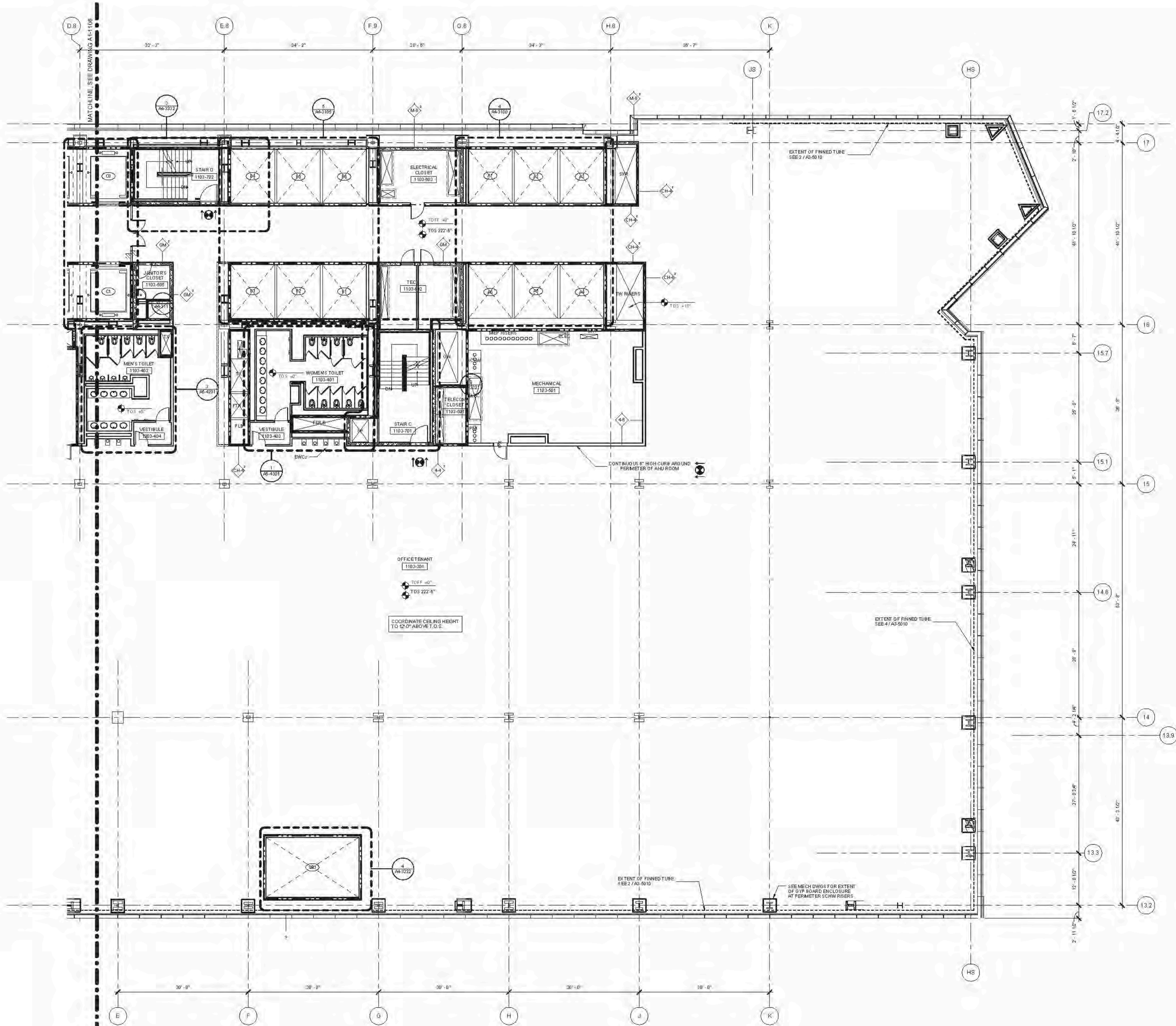
Client
Related Companies
60 Columbus Circle
New York, NY 10023
TEL: 212.801.1000 FAX: 212.801.1048

Contract Properties Group
320 Park Avenue, 17th Floor
New York, NY 10022
TEL: 212.966.7314 FAX: 212.966.7510

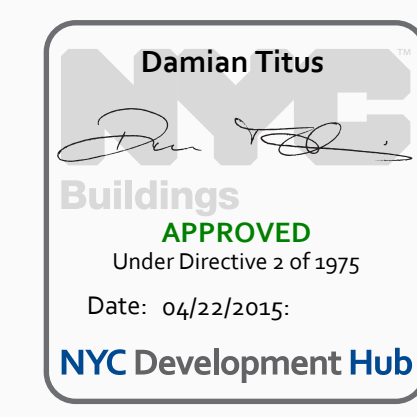
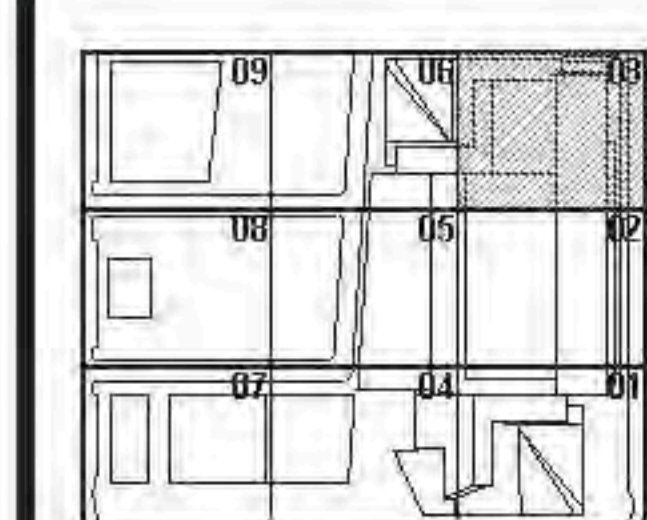
Architect
Kohn Pedersen Fox Associates PC
Architects & Planners Consultants
11 West 42nd Street
New York, New York 10036
TEL: 212.977.6200 FAX: 212.956.2526

Structural Engineer
Thomson Tomasetti, Inc.
51 Madison Avenue
New York, New York 10010
TEL: 917.661.7800 FAX: 718.661.7801

Mechanical, Electrical, Plumbing, Fire Protection
Janis Baum & Bolles Consulting Engineers
80 Pine Street
New York, NY 10013
TEL: 212.530.9300 FAX: 212.269.5894



D.O.B. BUILDING PERMIT PLNO 120020H



Title Date: 12/02/2014
 Project No: 1736
 Drawing No: HYE-TA-A1-1103

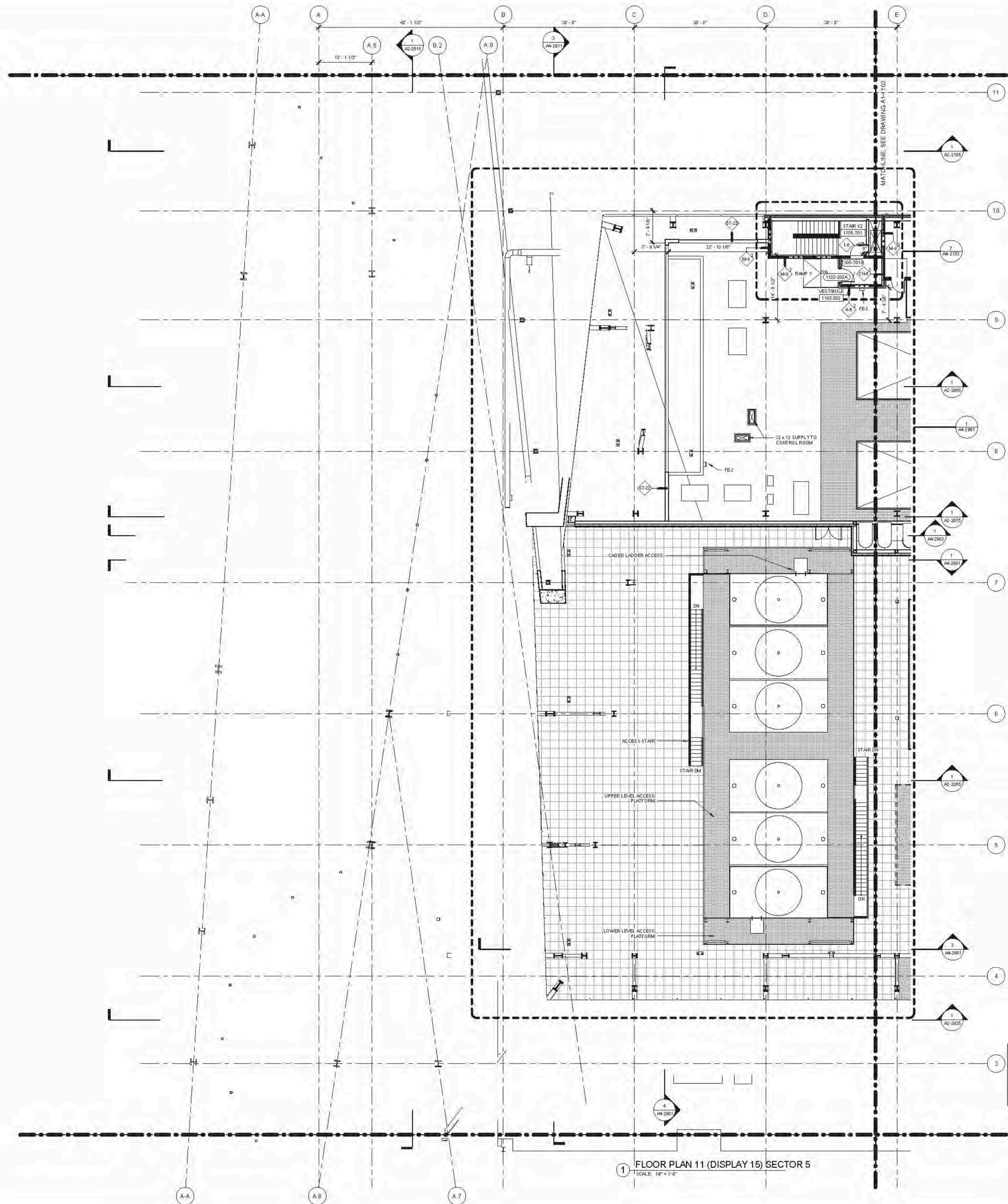
HYE-TA-A1-1103

FLOOR PLAN 11
(DISPLAY 15) SECTOR
03

Drawing Number
A1-1103
 Sheet Number
A-205.00

FLOOR PLAN 11 (DISPLAY 14) SECTOR 03
1/8" = 1'-0"





- AL-SERIES GENERAL NOTES**
- SEE DRAWING A6-0101 FOR PARTITION SCHEDULE AND SYMBOL DESCRIPTION.
 - SEE SPECIFICATION FOR COMPLIANCE EQUIPMENT SCHEDULE AND DRAWING A4-0101 FOR STAIR SCHEDULE AND STAIR COMPONENT TYPES.
 - SLOPING BRICKLINES ARE INDICATED THUSLY:
 - 1
 - 2
 - 3
 - 4
 - 5
 - 6
 - 7
 - 8
 - 9
 - 10
 - 11
 - 12
 - 13
 - 14
 - 15
 - 16
 - 17
 - 18
 - 19
 - 20
 - 21
 - 22
 - 23
 - 24
 - 25
 - 26
 - 27
 - 28
 - 29
 - 30
 - 31
 - 32
 - 33
 - 34
 - 35
 - 36
 - 37
 - 38
 - 39
 - 40
 - 41
 - 42
 - 43
 - 44
 - 45
 - 46
 - 47
 - 48
 - 49
 - 50
 - 51
 - 52
 - 53
 - 54
 - 55
 - 56
 - 57
 - 58
 - 59
 - 60
 - 61
 - 62
 - 63
 - 64
 - 65
 - 66
 - 67
 - 68
 - 69
 - 70
 - 71
 - 72
 - 73
 - 74
 - 75
 - 76
 - 77
 - 78
 - 79
 - 80
 - 81
 - 82
 - 83
 - 84
 - 85
 - 86
 - 87
 - 88
 - 89
 - 90
 - 91
 - 92
 - 93
 - 94
 - 95
 - 96
 - 97
 - 98
 - 99
 - 100
 - FIRE-RATED PARTITIONS ARE INDICATED:
 - 1-HOUR: [Symbol]
 - 2-HOUR: [Symbol]
 - 3-HOUR: [Symbol]
 SEE AN-SERIES ENLARGED CORE PLANS FOR SPECIFIC PARTITION TYPES NOT IDENTIFIED IN THIS PLAN SERIES.
 - FOR TOWER A SPECIFIC INFORMATION IN SECTORS 01 & 02, REFER TO AI-SERIES DWG'S DWG 1003 AND 009. FOR RETAIL PODIUM SPECIFIC INFORMATION IN SECTORS 03 & 04, REFER TO AI-SERIES DWG'S DWG 1003A AND 004A.
 - ALL FIRE STAIRS ENCLOSURES IN SECTORS 01, 02, 03A, 04, 05 AND 06A CONSIST OF 2-HOUR MASONRY U.O.M. INDICATED THUSLY:
 - 1
 - 2
 - 3
 - 4
 - 5
 - 6
 - 7
 - 8
 - 9
 - 10
 - 11
 - 12
 - 13
 - 14
 - 15
 - 16
 - 17
 - 18
 - 19
 - 20
 - 21
 - 22
 - 23
 - 24
 - 25
 - 26
 - 27
 - 28
 - 29
 - 30
 - 31
 - 32
 - 33
 - 34
 - 35
 - 36
 - 37
 - 38
 - 39
 - 40
 - 41
 - 42
 - 43
 - 44
 - 45
 - 46
 - 47
 - 48
 - 49
 - 50
 - 51
 - 52
 - 53
 - 54
 - 55
 - 56
 - 57
 - 58
 - 59
 - 60
 - 61
 - 62
 - 63
 - 64
 - 65
 - 66
 - 67
 - 68
 - 69
 - 70
 - 71
 - 72
 - 73
 - 74
 - 75
 - 76
 - 77
 - 78
 - 79
 - 80
 - 81
 - 82
 - 83
 - 84
 - 85
 - 86
 - 87
 - 88
 - 89
 - 90
 - 91
 - 92
 - 93
 - 94
 - 95
 - 96
 - 97
 - 98
 - 99
 - 100
 - INTAKE AND EXHAUST SHAFT ENCLOSURES SUPPORTING PLATFORM SPACES CONSIST OF 3-HOUR MASONRY INDICATED THUSLY:
 - 1
 - 2
 - 3
 - 4
 - 5
 - 6
 - 7
 - 8
 - 9
 - 10
 - 11
 - 12
 - 13
 - 14
 - 15
 - 16
 - 17
 - 18
 - 19
 - 20
 - 21
 - 22
 - 23
 - 24
 - 25
 - 26
 - 27
 - 28
 - 29
 - 30
 - 31
 - 32
 - 33
 - 34
 - 35
 - 36
 - 37
 - 38
 - 39
 - 40
 - 41
 - 42
 - 43
 - 44
 - 45
 - 46
 - 47
 - 48
 - 49
 - 50
 - 51
 - 52
 - 53
 - 54
 - 55
 - 56
 - 57
 - 58
 - 59
 - 60
 - 61
 - 62
 - 63
 - 64
 - 65
 - 66
 - 67
 - 68
 - 69
 - 70
 - 71
 - 72
 - 73
 - 74
 - 75
 - 76
 - 77
 - 78
 - 79
 - 80
 - 81
 - 82
 - 83
 - 84
 - 85
 - 86
 - 87
 - 88
 - 89
 - 90
 - 91
 - 92
 - 93
 - 94
 - 95
 - 96
 - 97
 - 98
 - 99
 - 100
 - 2-HR RATED INTERIOR SEPARATION FOR INITIAL T.C.D. BETWEEN TOWER A AND RETAIL PODIUM IS INDICATED THUSLY:
 - 1
 - 2
 - 3
 - 4
 - 5
 - 6
 - 7
 - 8
 - 9
 - 10
 - 11
 - 12
 - 13
 - 14
 - 15
 - 16
 - 17
 - 18
 - 19
 - 20
 - 21
 - 22
 - 23
 - 24
 - 25
 - 26
 - 27
 - 28
 - 29
 - 30
 - 31
 - 32
 - 33
 - 34
 - 35
 - 36
 - 37
 - 38
 - 39
 - 40
 - 41
 - 42
 - 43
 - 44
 - 45
 - 46
 - 47
 - 48
 - 49
 - 50
 - 51
 - 52
 - 53
 - 54
 - 55
 - 56
 - 57
 - 58
 - 59
 - 60
 - 61
 - 62
 - 63
 - 64
 - 65
 - 66
 - 67
 - 68
 - 69
 - 70
 - 71
 - 72
 - 73
 - 74
 - 75
 - 76
 - 77
 - 78
 - 79
 - 80
 - 81
 - 82
 - 83
 - 84
 - 85
 - 86
 - 87
 - 88
 - 89
 - 90
 - 91
 - 92
 - 93
 - 94
 - 95
 - 96
 - 97
 - 98
 - 99
 - 100
 REFER TO A2-1001 THROUGH A2-1004 SERIES DWG'S FOR EXTERIOR SCOPE SEPARATION BETWEEN TA AND PD.
 - ELEVATOR SILLS, STAIR LANDING, AND SERVICE ELEVATOR Lobbies SHALL ALIGN WITH THE TOP OF FINISH FLOOR, U.O.M.
 - REFER TO A2-SERIES FINISH PLANS FOR CONCRETE TOPPING SLAB, EQUIPMENT PADS, CURB, FLOOR COATINGS, AND WALL PROTECTION.
 - REFER TO A6-SERIES FOR CORE & SHELL DELINE ASSEMBLIES AND ENCLOSED OVERHEAD MECH SHEET OFFSETS.
 - REFER TO S6-SERIES FOR ALL EDGE OF STRUCTURAL SLAB DIMENSIONS.
 - INSULATION, SEE BUILDING SECTIONS FOR INFO, SEE FINISH SCHEDULE FOR TYPE.
 - PARTITIONS SHOWN WITHOUT SET-OUT DIMENSIONS AND LOCATED AT A GRIDLINE ARE TO BE LOCATED THUSLY:
 - 1
 - 2
 - 3
 - 4
 - 5
 - 6
 - 7
 - 8
 - 9
 - 10
 - 11
 - 12
 - 13
 - 14
 - 15
 - 16
 - 17
 - 18
 - 19
 - 20
 - 21
 - 22
 - 23
 - 24
 - 25
 - 26
 - 27
 - 28
 - 29
 - 30
 - 31
 - 32
 - 33
 - 34
 - 35
 - 36
 - 37
 - 38
 - 39
 - 40
 - 41
 - 42
 - 43
 - 44
 - 45
 - 46
 - 47
 - 48
 - 49
 - 50
 - 51
 - 52
 - 53
 - 54
 - 55
 - 56
 - 57
 - 58
 - 59
 - 60
 - 61
 - 62
 - 63
 - 64
 - 65
 - 66
 - 67
 - 68
 - 69
 - 70
 - 71
 - 72
 - 73
 - 74
 - 75
 - 76
 - 77
 - 78
 - 79
 - 80
 - 81
 - 82
 - 83
 - 84
 - 85
 - 86
 - 87
 - 88
 - 89
 - 90
 - 91
 - 92
 - 93
 - 94
 - 95
 - 96
 - 97
 - 98
 - 99
 - 100

- FLOOR 05-11 PLAN NOTES**
- PARTITION LEGEND
 - CORE AND SHELL
 - TENANT FIT-OUT
 - OVER COLUMN COVERS 4'-6" HIGH WITH SS CORNER GUARDS U.O.M.

HUDSON YARDS - RETAIL PODIUM AND TOWER A
 300 WEST 33RD STREET
 New York, NY

Client
 Related Companies
 60 Columbia Circle
 New York, NY 10023
 TEL: 212.801.1000 FAX: 212.801.1048


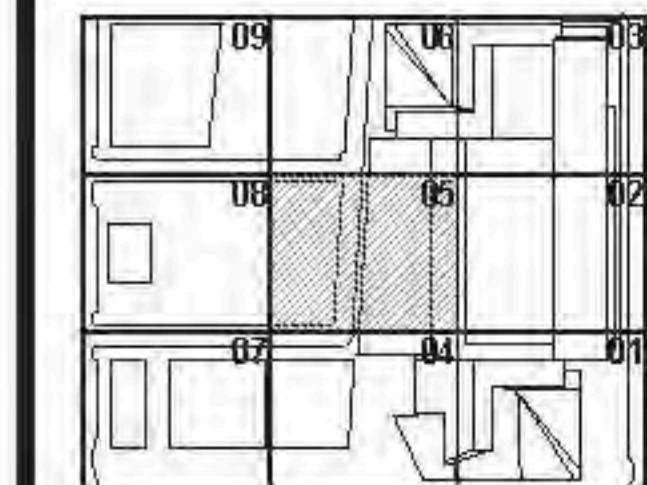
Architect
 Colton Pedersen Fox Associates
 11 West 42nd Street
 New York, New York 10036
 TEL: 212.977.6500 FAX: 212.956.2526

Structural Engineer
 Thornton Tomasetti, Inc.
 51 Madison Avenue
 New York, New York 10010
 TEL: 917.661.7800 FAX: 718.661.7801

Mechanical, Electrical, Plumbing, Fire Protection
 Janos Baum & Bolles Consulting Engineers
 80 Pine Street
 New York, NY 10013
 TEL: 212.530.9300 FAX: 212.269.2894

Retail Interior Design & Planning
 Elton-Monfredi
 330 A Street
 Boston, MA 02210
 TEL: 617.426.1300

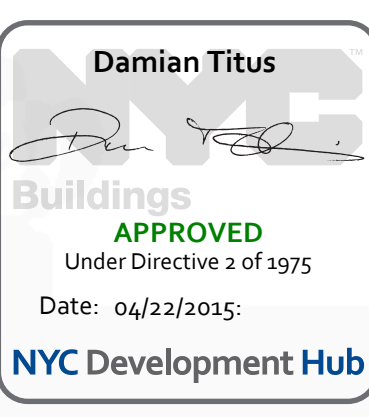
100 WEST 33RD STREET FLOOR 11 12/10/2014
 No. 12/10/2014
 Rev. 1



HYE - TA - A1-1105

**FLOOR PLAN 11
 SECTOR 05
 (MARKETING 15)**

Drawing Number
A1-1105
 When Drawing Number
A-206.00



1 FLOOR PLAN 11 (DISPLAY 15) SECTOR 5
 SCALE: 1/8" = 1'-0"

FLOOR PLAN 11 (DISPLAY 15) SECTOR 5
 12/10/2014 12:28:57 PM
 C:\P\2014\4178_HYE_PD_A1-1105_CORE_DISPLAY_15.dwg
 12/10/2014 12:28:57 PM
 C:\P\2014\4178_HYE_PD_A1-1105_CORE_DISPLAY_15.dwg
 12/10/2014 12:28:57 PM
 C:\P\2014\4178_HYE_PD_A1-1105_CORE_DISPLAY_15.dwg



Client
Related Companies
60 Columbus Circle
New York, NY 10023
TEL: 212.801.1000 FAX: 212.801.1048

Contractor
Coford Properties Group
300 Park Avenue, 17th Floor
New York, NY 10022
TEL: 212.966.7514 FAX: 212.966.7510

Architect
John Pedersen Fox Associates
11 West 42nd Street
New York, New York 10036
TEL: 212.977.6500 FAX: 212.956.2526

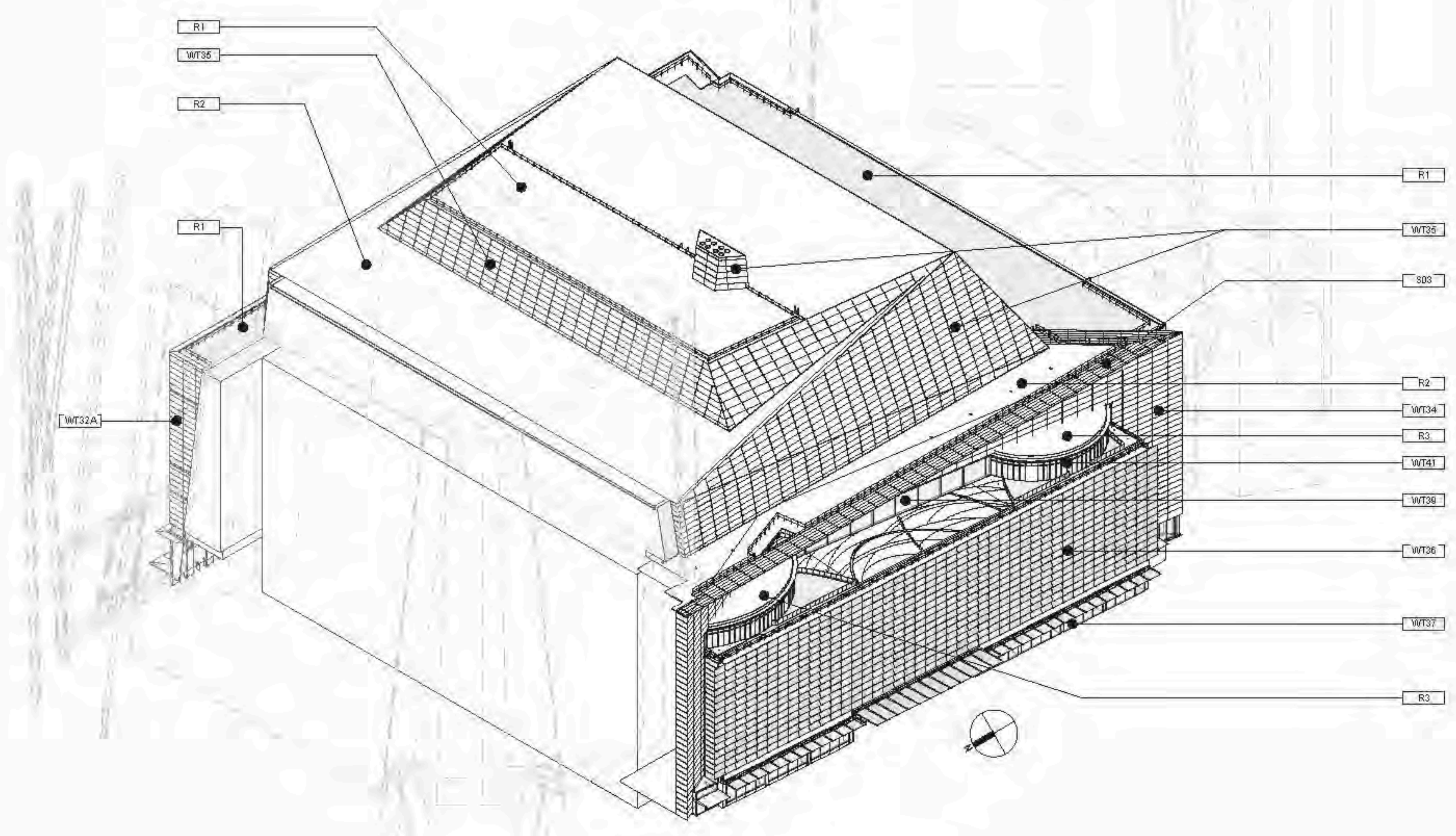
Structural Engineer
Thomson Tomasetti, Inc.
21 Madison Avenue
New York, New York 10010
TEL: 917.661.7800 FAX: 718.661.7801

Mechanical, Electrical, Plumbing, Fire Protection
Janis Baum & Bolles Consulting Engineers
80 Pine Street
New York, NY 10013
TEL: 212.530.9300 FAX: 212.269.5894

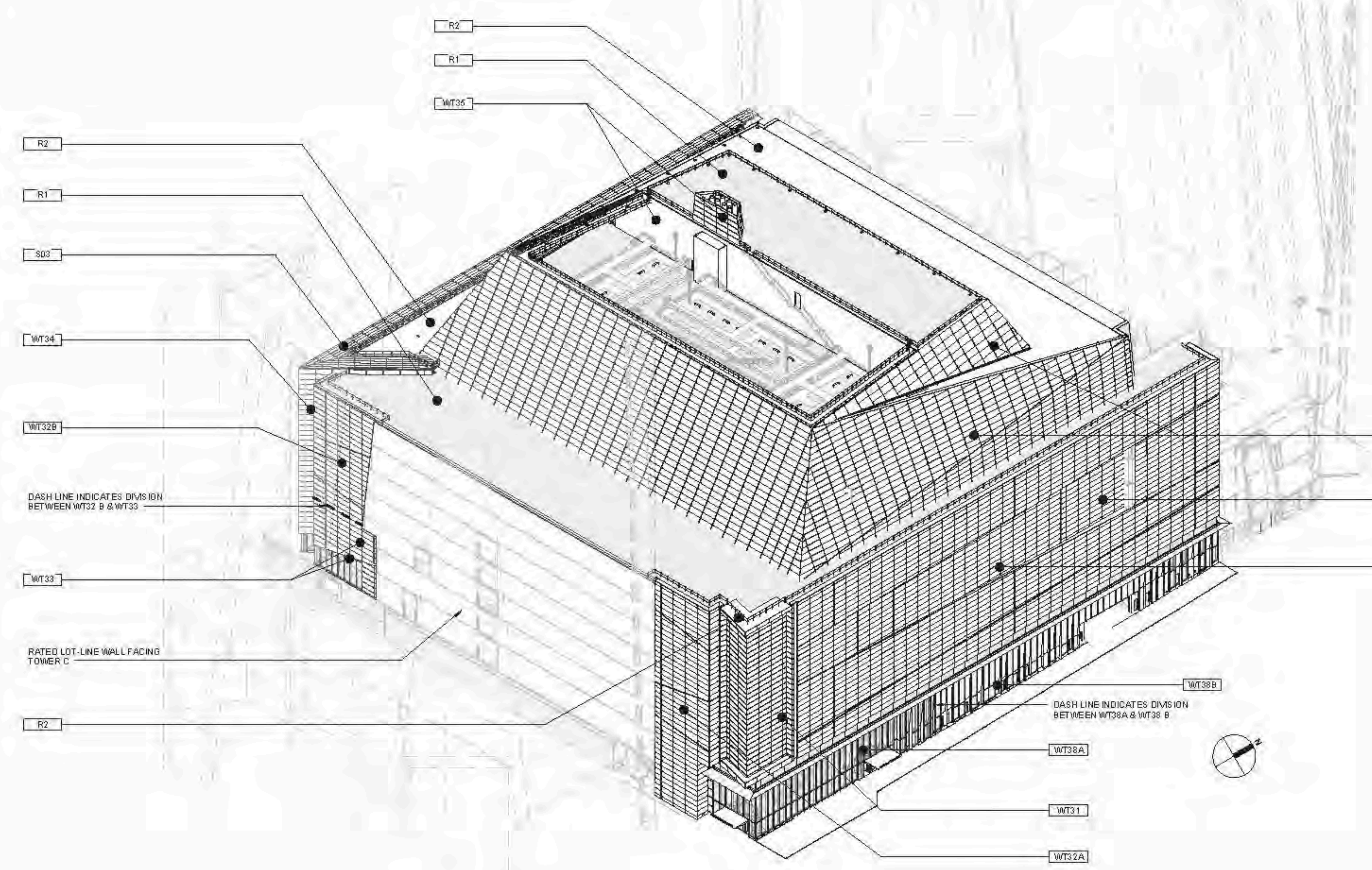
Retail Interior Planning & Design
Ellis + Mandell
300 A Street
Boston, MA 02210
TEL: 617.426.1300

EXTERIOR WALLS/OFFIT TYPE SCHEDULE		
Wall Types	Name	Wall Description
EXTERIOR CANOPY/OFFIT TYPES		
S03	Metal Panel Soffit at Brow	Above West Podium Terrace Floor 06
PODIUM WALL TYPES		
WT31	Specialty Enclosure	Southeast Vitrine
WT32A	Perforated & Dimpled Metal Panel	East Facade
WT32B	Perforated & Dimpled Metal Panel	Southwest Facade
WT33	Perforated & Dimpled Metal Panel - Operable, Hinged Panels Anchored to Storefront	Southwest Facade
WT34	Perforated & Dimpled Metal Panel	West Facade
WT34B	Perforated Metal Panel with Glass	Southwest Facade
WT35	Perforated & Dimpled Metal Panel	Overbuild Facade
WT36	West Art Wall	West Facade
WT37	Retail Storefront	West Facade
WT38A	Glass & Metal Storefront	Double Height South-East Entrance Lobby, Grid Line 1-B
WT38B	Glass & Metal Storefront	Opaque East Storefront, Grid Line 6-14
WT39	Terrace Storefront	Specialty Glazing, Glass Storefront West
WT40	Specialty Glazing - 10th Avenue Window	East Facade Levels 04-06
WT41	Terrace Storefront	Terrace Restaurant Enclosure

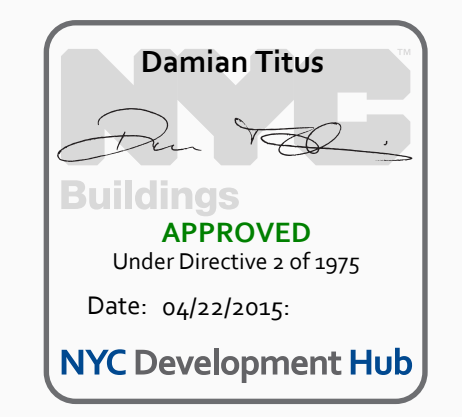
- MEMBRANE TYPES:**
- R1: THREE-PLY MODIFIED BITUMEN INVERTED ROOF MEMBRANE ASSEMBLY WITH WATERPROOFING CAP SHEET, INSULATION, AND CONCRETE ROOF PAVERS, WR 09-1 SYSTEM, 07216 SPEC.
- R2: TWO-PLY MODIFIED BITUMEN ROOF MEMBRANE ASSEMBLY WITH COPPOSED COLD, FLUID APPLIED MEMBRANE COATING, GUSTOM COLOR WITH AGGREGATE SURFACING, 07216 SPEC.
- R0: TWO PLY, INSULATED, MODIFIED BITUMEN ROOF MEMBRANE ASSEMBLY WITH COPPOSED COLD, FLUID APPLIED MEMBRANE COATING ON MTL DECK, 07216 SPEC.
- TRC1: COLD, FLUID APPLIED PEDESTRIAN TRAFFIC COATING, 07180 SPEC.
- TRC2: COLD, FLUID APPLIED VEHICULAR TRAFFIC COATING, 07180 SPEC.
- ROOF NOTES:**
- ROOFING SHALL BE AN UNDERWRITERS LABORATORY (UL) CLASS A ASSEMBLY
 - ROOFS SHALL BE INSTALLED TO RESIST WIND UP LIFT PRESSURES DETERMINED BY RWI CONSULTING ENGINEERS & SCIENTIST WIND TUNNEL TESTING AS DOCUMENTED IN THEIR REPORT DATED APRIL 25, 2014
 - ALL ROOF EDGES AND COPINGS SHALL BE TESTED BY THE CONTRACTOR TO COMPLY WITH ANALYSIS AS REQUIRED BY THE NEW YORK CITY BUILDING CODE




2 WALL TYPE AXON - NW CORNER
SCALE:



1 WALL TYPE AXON - SE CORNER
SCALE:



D.O.B. BUILDING PERMIT PLDNO 120020H



HYE - TA - A2-0060
RETAIL PODIUM WALL
TYPE SHEET

Drawing Number
A2-0060
Sheet Number
A-288.00
SHEET 182 OF 500

12/09/2014 10:46:23 AM
C:\P786461778_HYE_PD_PFE\EXT_261416_D-00_Bookman.rvt



Client
Rakel Companies
60 Columbus Circle
New York, NY 10023
TEL: 212.801.1000


Contract Properties Group
320 Park Avenue, 17th Floor
New York, NY 10022
TEL: 212.966.7514 FAX: 212.966.7510

Architect
Kohn Pedersen Fox Associates PC
Architects & Planners
11 West 42nd Street
New York, New York 10036
TEL: 212.977.6000 FAX: 212.956.2526

Structural Engineer
Thomson Tomasetti, Inc.
51 Madison Avenue
New York, NY 10010
TEL: 917.661.7800 FAX: 718.661.7801

Mechanical, Electrical, Plumbing, Fire Protection
Janus Baum & Bolles Consulting Engineers
80 Pine Street
New York, NY 10013
TEL: 212.530.9300 FAX: 212.269.5894

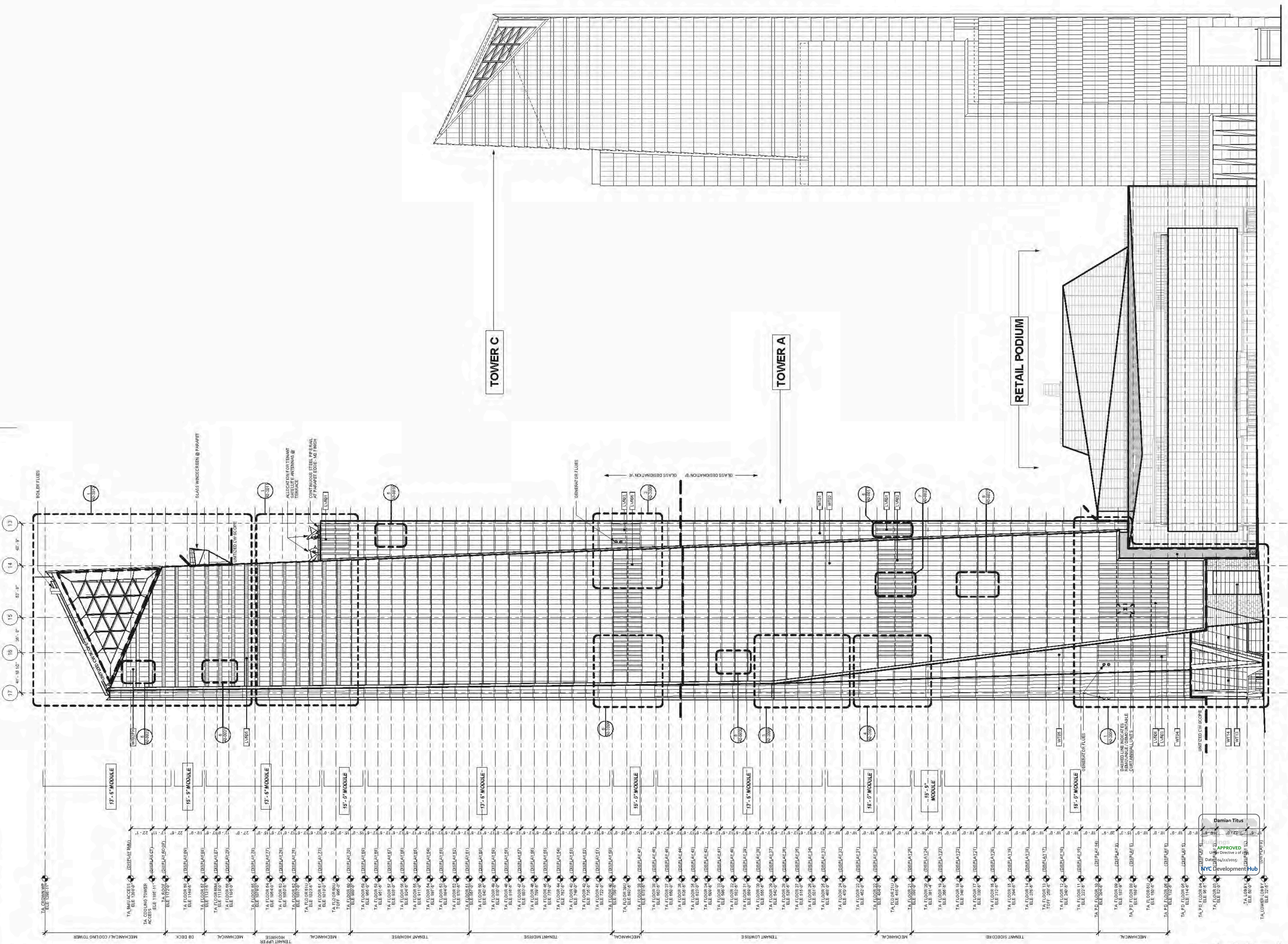
1 D.O.B. BUILDING PERMIT FILING 12/10/2014
Date: 12/10/2014
Scale: 1/8" = 1'-0"



HYE - TA - A2-1003

OVERALL BUILDING
ELEVATIONS - WEST

Drawing Number
A2-1003
A-302.00
SHEET 188 OF 500



1 WEST BUILDING ELEVATION
SCALE: 1/8" = 1'-0"

- SE-SERIES GENERAL NOTES
- SEE MECHANICAL DRAWINGS FOR RETO FREE LOUVER AREA
 - HATCH INDICATES STORM LOUVER - UNLESS OTHERWISE NOTED
 - ALL VISIBLE EXTERIOR ALUMINUM TO BE FINISH TYPE A - UNLESS OTHERWISE NOTED
 - SEE ARCHITECTURAL DRAWINGS A2-1051 & A2-1052 FOR ALL FACADE GEOMETRY WORKPOINT LOCATIONS
 - SEE FM SERIES DRAWINGS FOR TRACK & BUTTON LAYOUTS
 - MECHANICAL AREA INTERIOR WALLS, OFFSETS, FLANGES ARE FULLY INSULATED - UNLESS OTHERWISE NOTED

**HUDSON YARDS -
RETAIL PODIUM
AND TOWER A**
300 WEST 33RD STREET
New York, NY



Client
Related Companies
40 Columbus Circle
New York, NY 10023
TEL: 212.801.1000 FAX: 212.801.1048

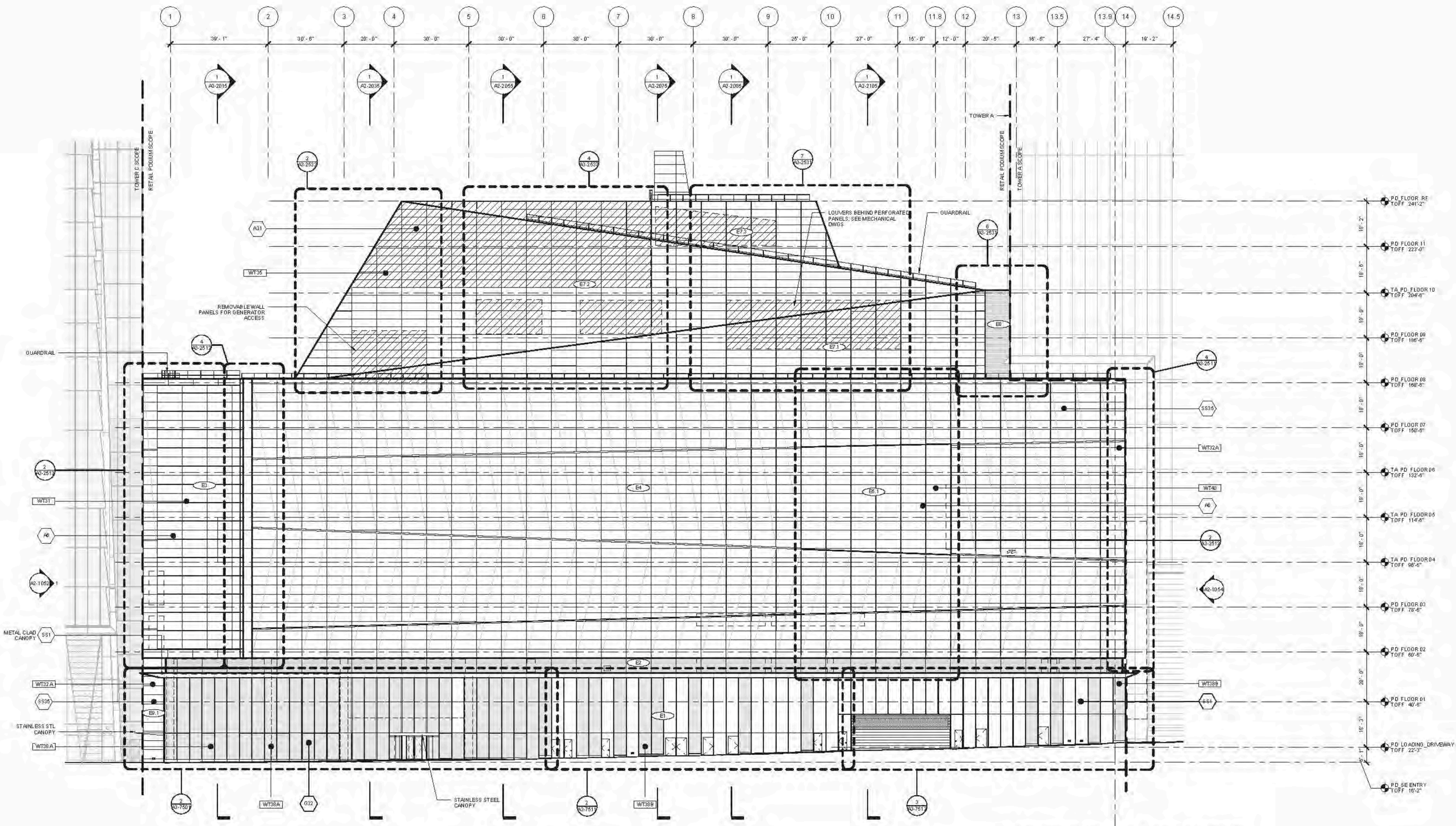
Contract Properties Group
320 Park Avenue, 17th Floor
New York, NY 10022
TEL: 212.966.7114 FAX: 212.966.7510

Architect
John Pridmore & Fox Associates
11 West 42nd Street
New York, New York 10036
TEL: 212.977.6500 FAX: 212.956.2526

Structural Engineer
Thomson Tomasetti, Inc.
21 Madison Avenue
New York, New York 10010
TEL: 917.661.7800 FAX: 718.661.7801

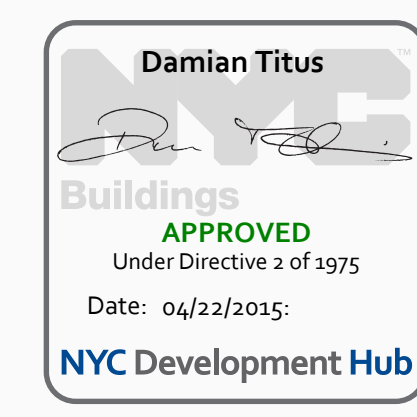
Mechanical, Electrical, Plumbing, Fire Protection
Janis Baum & Bolles Consulting Engineers
80 Pine Street
New York, NY 10038
TEL: 212.530.9300 FAX: 212.269.5894

Retail Interior Planning & Design
Ellis + Mandel
300 A Street
Boston, MA 02210
TEL: 617.426.1300



① OVERALL RETAIL PODIUM - EAST ELEVATION
SCALE: 1/16" = 1'-0"

D.O.B. BUILDING PERMIT #120020H
12/02/2014



Issue Date: 12/02/2014
Project No: 13761
Drawing No:
Drawing Title:
Drawing Date:

HYE - TA - A2-1051
**RETAIL PODIUM -
EAST ELEVATION**

Drawing Number
A2-1051
Drawing Number
A-304.00



A2-1051
12/02/2014 10:42:21 AM
RETAIL PODIUM - EAST ELEVATION
C:\P\7864\1078_HYE_PD_EAST_ELEV_201410_00_00_00.dwg
D:\Users\m...

- 50-SERIES GENERAL NOTES
- SEE MECHANICAL DRAWINGS FOR RFD FREE LOUVER AREA
 - HATCH INDICATES STORM LOUVER, UNLESS OTHERWISE NOTED
 - ALL VISIBLE EXTERIOR ALUMINUM TO BE FINISH TYPE A, UNLESS OTHERWISE NOTED
 - SEE ARCHITECTURAL DRAWINGS A2-0001 & A2-0002 FOR ALL FACADE GEOMETRY WORKPOINT LOCATIONS
 - SEE FM SERIES DRAWINGS FOR TRACK & BUTTON LAYOUTS
 - MECHANICAL AREA INTERIOR WALLS, OFFSETS, FLENS ARE FULLY INSULATED, UNLESS OTHERWISE NOTED

**HUDSON YARDS -
RETAIL PODIUM
AND TOWER A**
300 WEST 33RD STREET
New York, NY

Client
Related Companies
60 Columbus Circle
New York, NY 10023
TEL: 212.801.1000 FAX: 212.801.1048

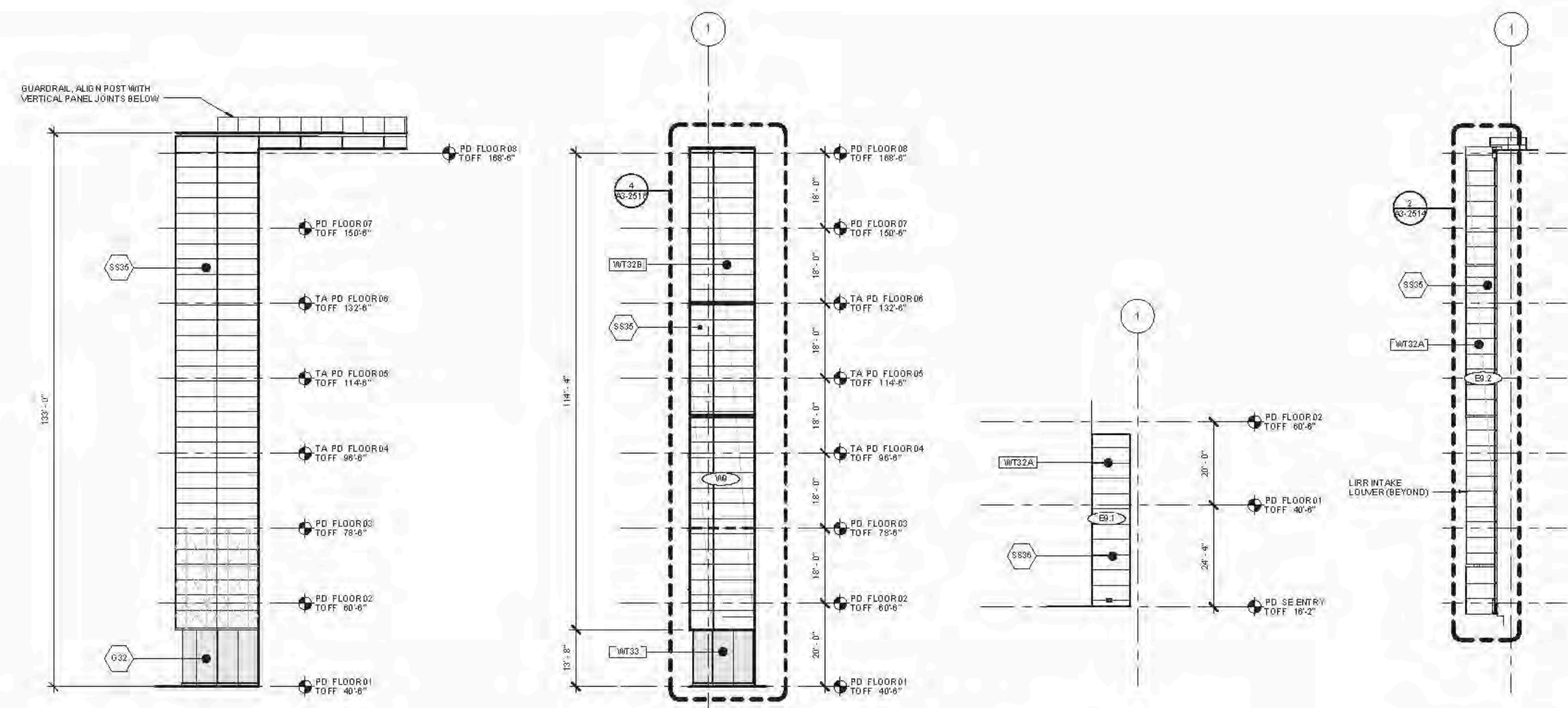
Client Properties Group
320 Park Avenue, 17th Floor
New York, NY 10022
TEL: 212.966.7314 FAX: 212.966.7510

Architect
John Pedersen & Fox Associates
11 West 42nd Street
New York, New York 10036
TEL: 212.977.6000 FAX: 212.956.2526

Structural Engineer
Thomson Tomasetti, Inc.
21 Madison Avenue
New York, New York 10010
TEL: 917.661.7800 FAX: 718.661.7801

Mechanical, Electrical, Plumbing, Fire Protection
Janis Baum & Bolles Consulting Engineers
80 Pine Street
New York, NY 10013
TEL: 212.530.9300 FAX: 212.269.5894

Retail Interior Planning & Design
Ellis + Mandell
200 A Street
Boston, MA 02210
TEL: 617.426.1300

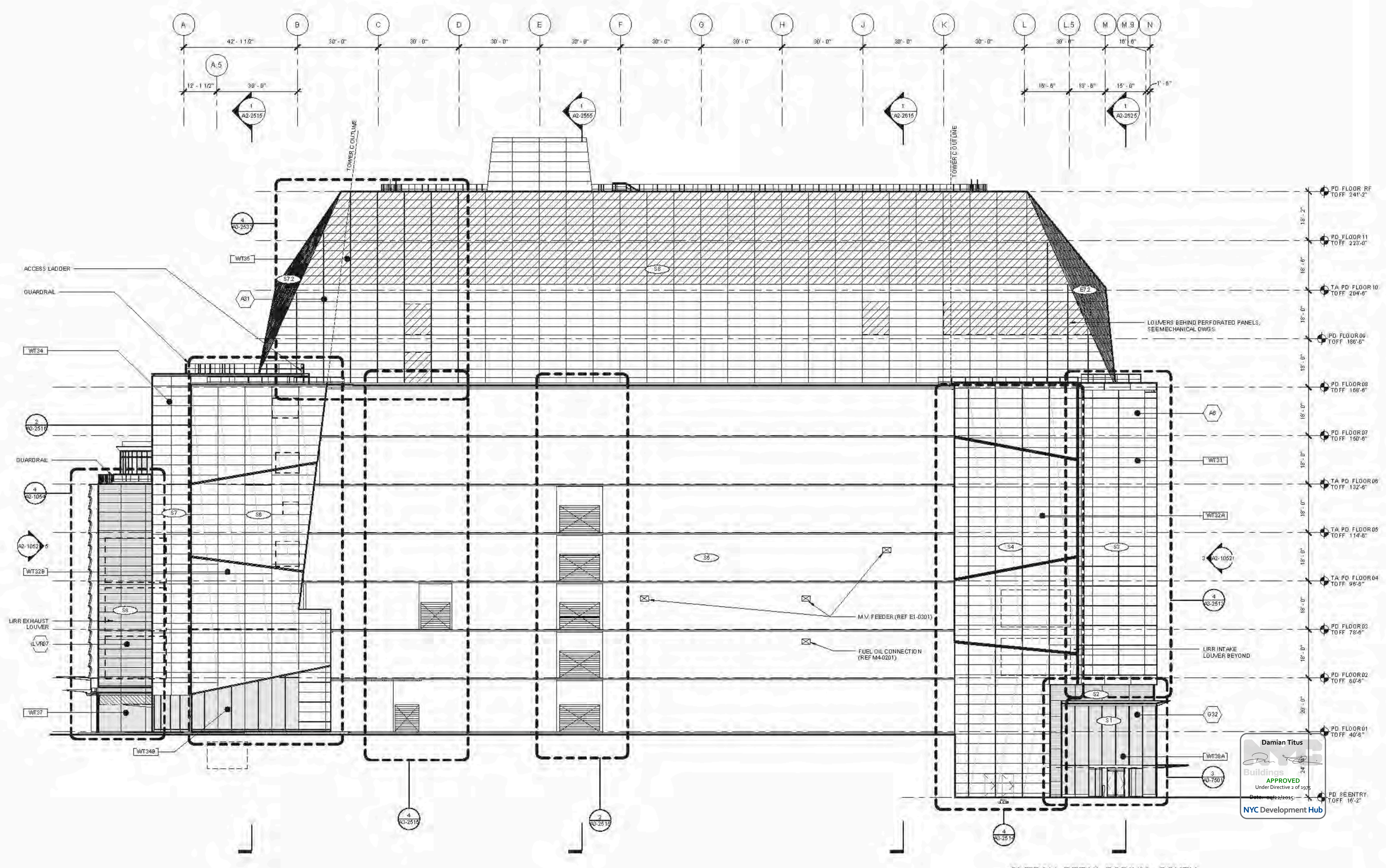


5 PARTIAL SOUTH ELEVATION
SCALE: 1/8" = 1'-0"

4 PARTIAL WEST ELEVATION
SCALE: 1/8" = 1'-0"

3 PARTIAL EAST ELEVATION
SCALE: 1/8" = 1'-0"

2 PARTIAL EAST ELEVATION
SCALE: 1/8" = 1'-0"



1 OVERALL RETAIL PODIUM - SOUTH ELEVATION
SCALE: 1/8" = 1'-0"

Damian Titus
APPROVED
Under Directive 2 of 1995
NYC Development Hub

12/03/2014
1776
HYE - TA - A2-1052
RETAIL PODIUM - SOUTH ELEVATION

Drawing Title
Drawing Number
A2-1052
Drawing Number
A-305.00
SHEET 191 OF 500

RETAIL PODIUM - SOUTH ELEVATION
DATE: 12/03/2014 10:48:37 AM
C:\P\F\6411778_HYE_PD_VFY_ELV_201410_00_00_00.dwg

- 60-SERIES GENERAL NOTES
- SEE MECHANICAL DRAWINGS FOR RETAIL PODIUM FREE LOUVER AREA
 - HATCH INDICATES STORM LOUVER - UNLESS OTHERWISE NOTED
 - ALL VISIBLE EXTERIOR ALUMINUM TO BE FINISH TYPE A1 - UNLESS OTHERWISE NOTED
 - SEE ARCHITECTURAL DRAWINGS A2-1051 & A2-1052 FOR ALL FACADE GEOMETRY WORKPOINT LOCATIONS
 - SEE FM SERIES DRAWINGS FOR TRACK & BUTTON LAYOUTS
 - MECHANICAL AREA INTERIOR WALLS, OFFSETS, FLANGES ARE FULLY INSULATED - UNLESS OTHERWISE NOTED

**HUDSON YARDS -
RETAIL PODIUM
AND TOWER A**
300 WEST 33RD STREET
New York, NY



Client
Related Companies
60 Columbus Circle
New York, NY 10023
TEL: 212.801.1000 FAX: 212.801.1048

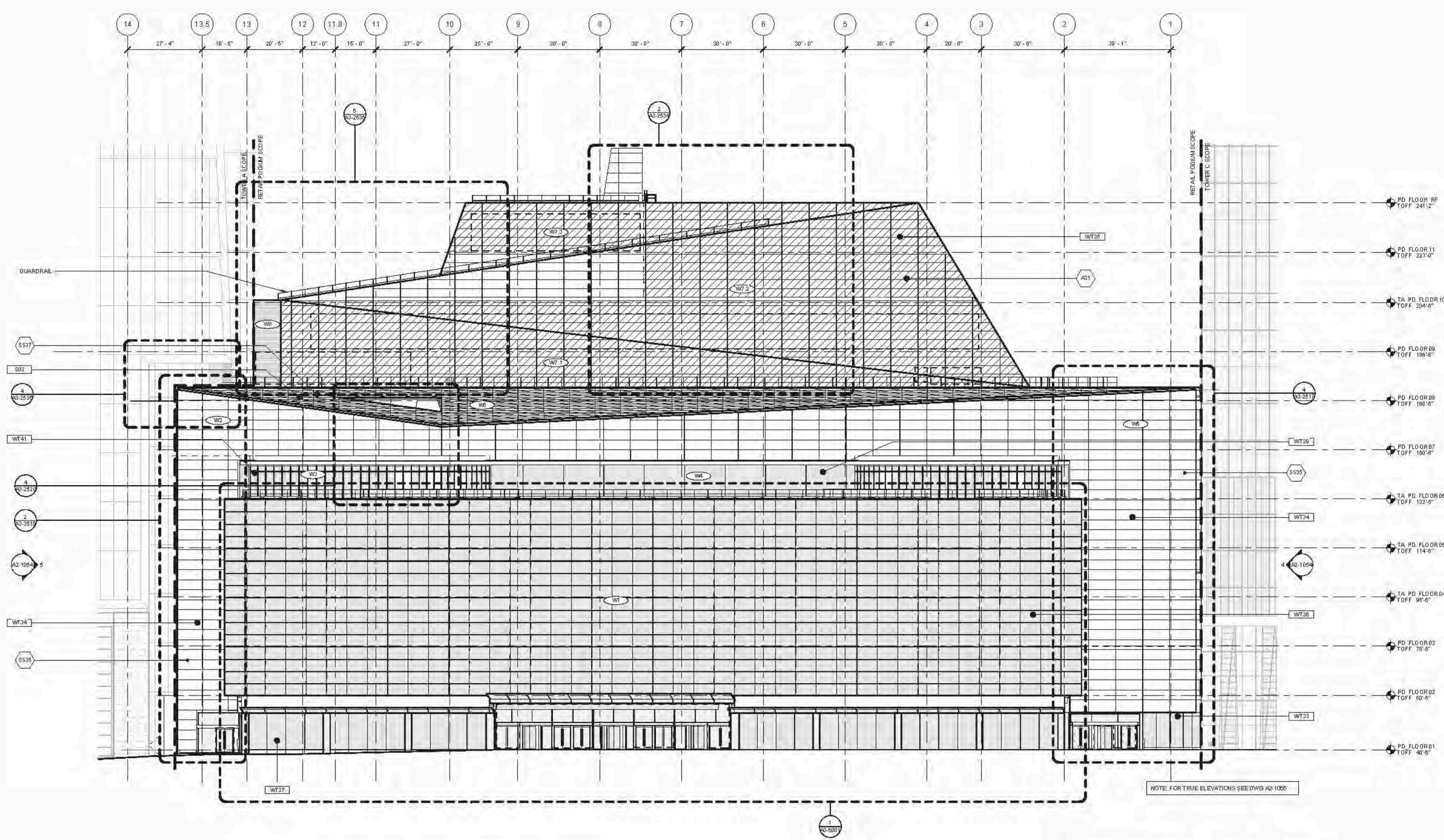
Contract Properties Group
320 Park Avenue, 17th Floor
New York, NY 10022
TEL: 212.966.7314 FAX: 212.966.7510

Architect
Kohn Pedersen Fox Associates
11 West 42nd Street
New York, New York 10036
TEL: 212.977.6000 FAX: 212.956.2526

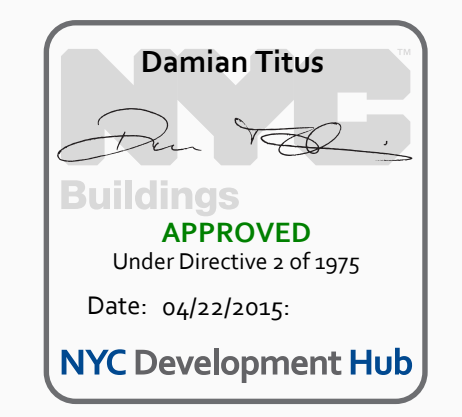
Structural Engineer
Thomson Tomasetti, Inc.
21 Madison Avenue
New York, New York 10010
TEL: 917.661.7800 FAX: 718.661.7801

Mechanical, Electrical, Plumbing, Fire Protection
Janis Baum & Bolles Consulting Engineers
80 Pine Street
New York, NY 10013
TEL: 212.530.9300 FAX: 212.269.5894

Retail Interior Planning & Design
Ellis + Mandel
200 A Street
Boston, MA 02210
TEL: 617.426.1300



1 OVERALL RETAIL PODIUM - WEST ELEVATION
SCALE: 1/16" = 1'-0"



Date: 12/03/14
Project No: 1276
Drawing No: HYE-TA-A2-1053
Drawing Title: RETAIL PODIUM - WEST ELEVATION

HYE - TA - A2-1053
**RETAIL PODIUM -
WEST ELEVATION**

Drawing Number
A2-1053
Drawing Number
A-306.00



A2-1053
 12/03/2014 10:46:28 AM
 C:\P\F\84615776_HYE_PD_PFT_EVT_201410_D-00_Bookman.rvt

- 50-SERIES GENERAL NOTES
- SEE MECHANICAL DRAWINGS FOR RETAIL FREE LOUVER AREA
 - HATCH INDICATES STORM LOUVER - UNLESS OTHERWISE NOTED
 - ALL VISIBLE EXTERIOR ALUMINUM TO BE FINISH TYPE A - UNLESS OTHERWISE NOTED
 - SEE ARCHITECTURAL DRAWINGS A2-1051 & A2-1052 FOR ALL FACADE GEOMETRY WORKPOINT LOCATIONS
 - SEE FM SERIES DRAWINGS FOR TRACK & BUTTON LAYOUTS
 - MECHANICAL AREA INTERIOR WALLS, OFFSETS, FLANGES ARE FULLY INSULATED - UNLESS OTHERWISE NOTED

**HUDSON YARDS -
RETAIL PODIUM
AND TOWER A**
300 WEST 33RD STREET
New York, NY



Client
Related Companies
60 Columbus Circle
New York, NY 10023
TEL: 212.801.1000 FAX: 212.801.1048

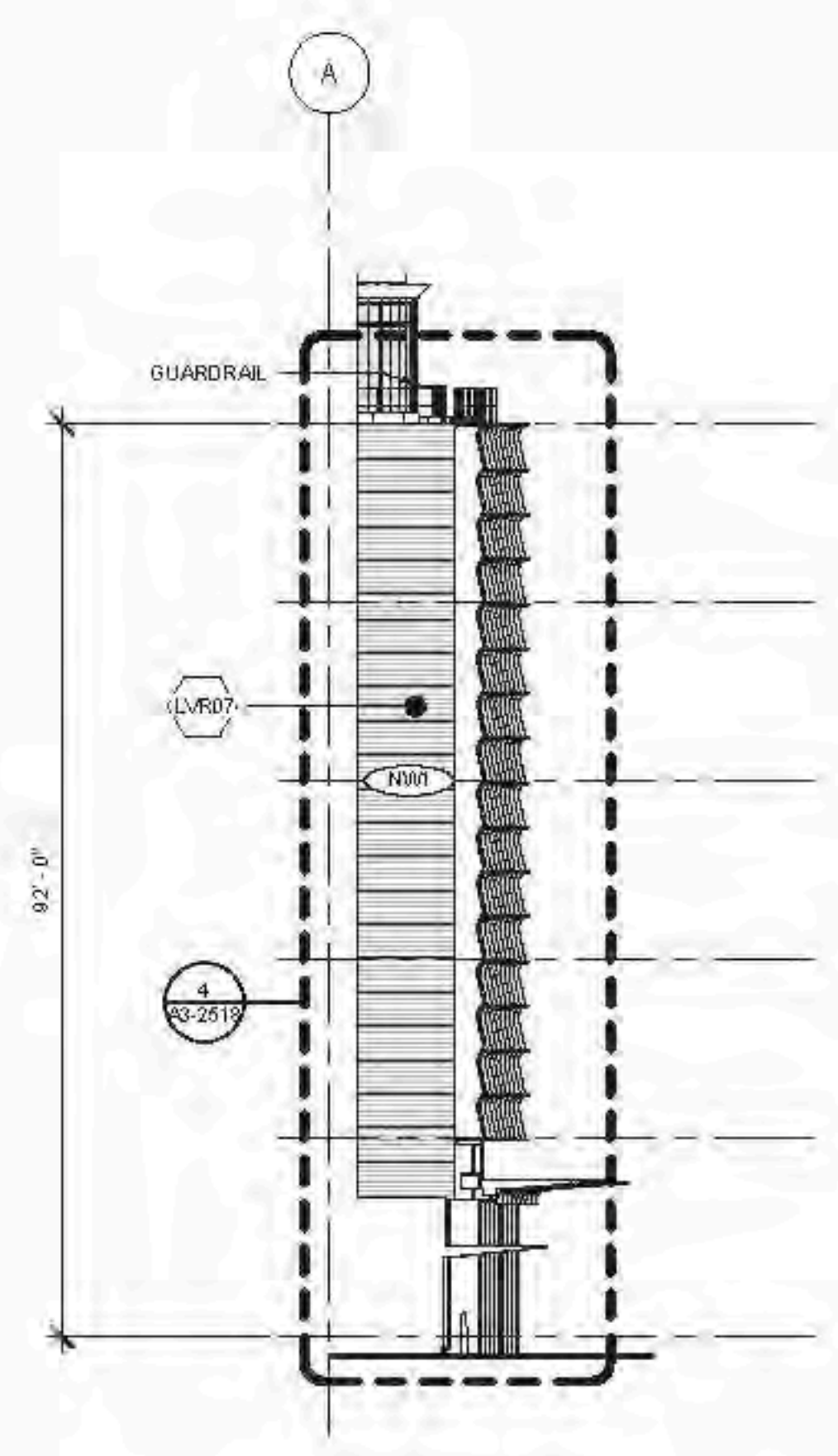
Contract Properties Group
200 Park Avenue, 17th Floor
New York, NY 10022
TEL: 212.966.7514 FAX: 212.966.7510

Architect
Kohn Pedersen Fox Associates
11 West 42nd Street
New York, New York 10036
TEL: 212.977.6000 FAX: 212.956.2526

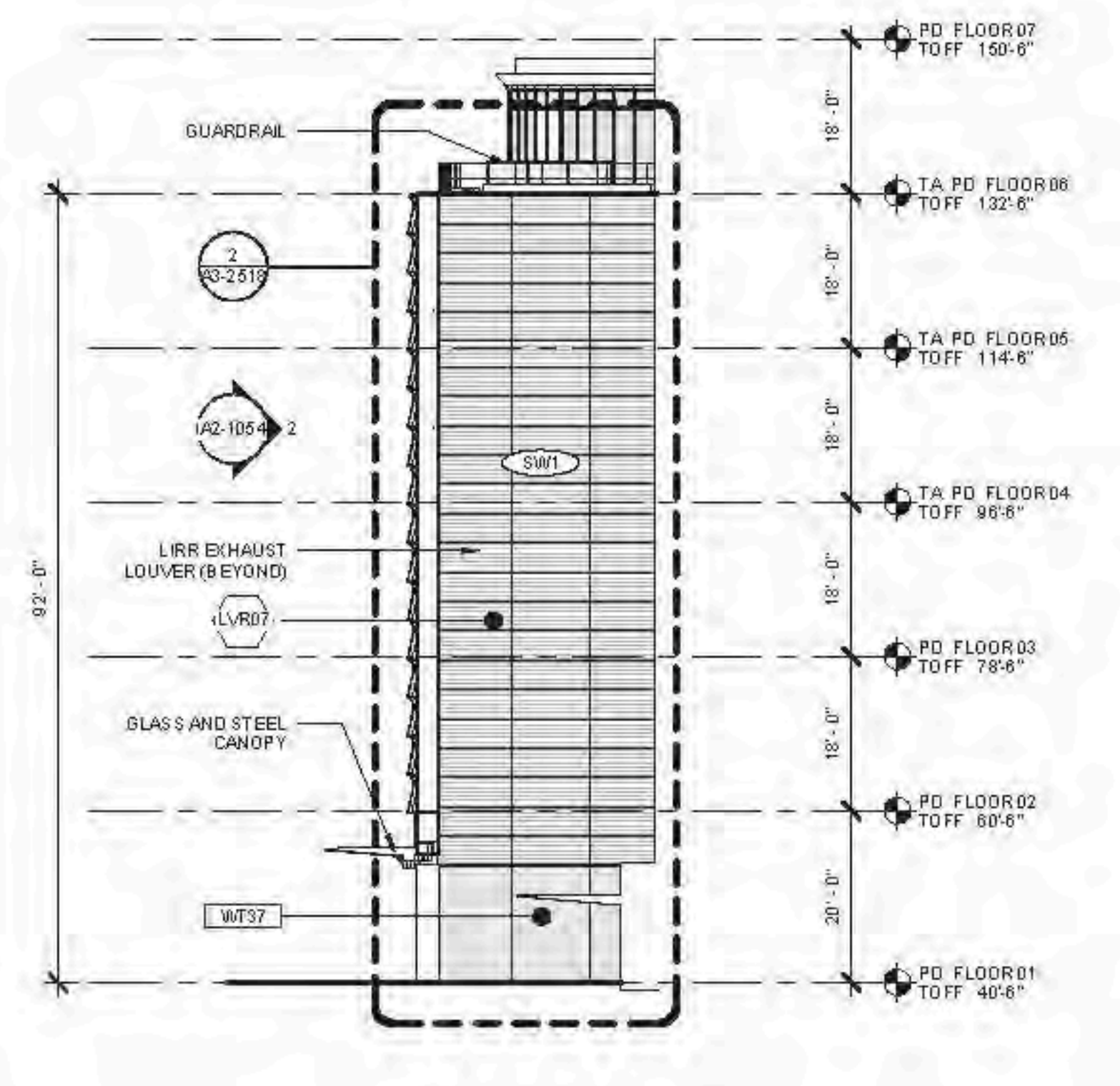
Structural Engineer
Thomson Tomasetti, Inc.
21 Madison Avenue
New York, New York 10010
TEL: 917.661.7800 FAX: 718.661.7801

Mechanical, Electrical, Plumbing, Fire Protection
Janis Baum & Bolles Consulting Engineers
80 Pine Street
New York, NY 10013
TEL: 212.530.9300 FAX: 212.269.5894

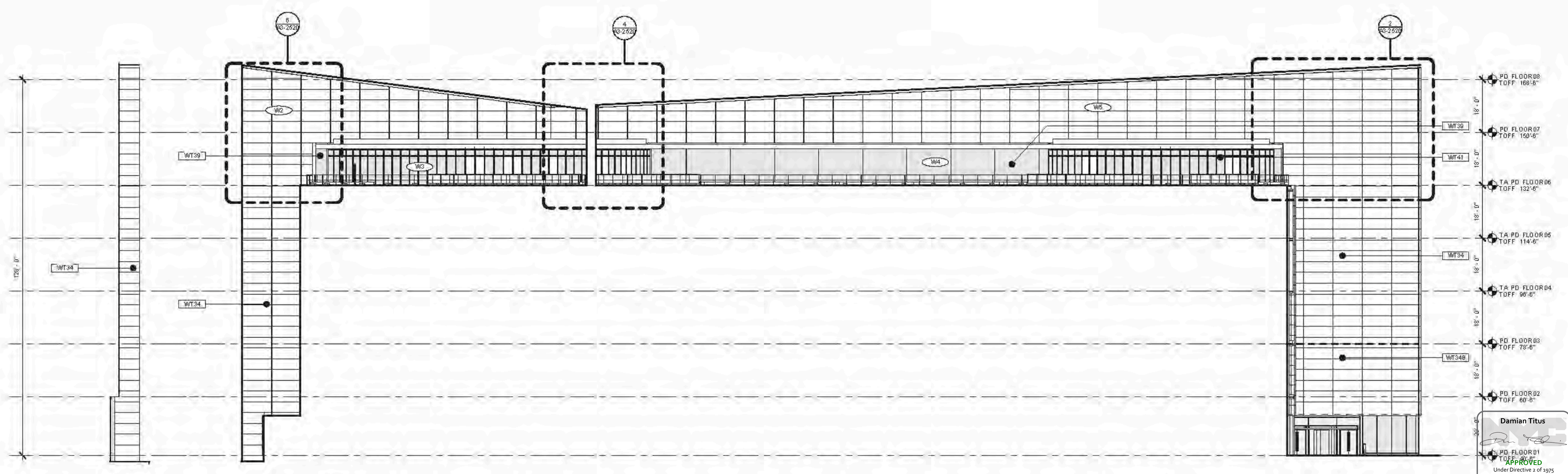
Retail Interior Planning & Design
Ellis Mandel
200 A Street
Boston, MA 02210
TEL: 617.426.1300



5 PARTIAL NORTH ELEVATION
SCALE: 1/8" = 1'-0"



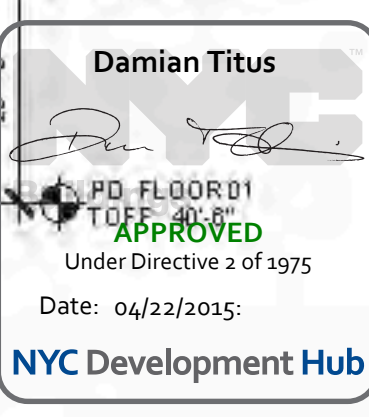
4 PARTIAL SOUTH ELEVATION
SCALE: 1/8" = 1'-0"



3 PARTIAL NORTH ELEVATION
SCALE: 1/8" = 1'-0"

2 PARTIAL SOUTHWEST ELEVATION
SCALE: 1/8" = 1'-0"

1 PARTIAL NORTHWEST ELEVATION
SCALE: 1/8" = 1'-0"



D.O.B. BUILDING PERMIT FILE NO. 120020H

Issue Date: 12/10/2014
Project No.: 1276
Drawing No.:
Drawing Title:

HYE - TA - A2-1054
RETAIL PODIUM
PARTIAL ELEVATIONS
- WEST

Drawing Number:
A2-1054
Sheet Drawing Number:
A-307.00



RETAIL PODIUM PARTIAL ELEVATIONS - WEST
12/10/2014 10:46:57 AM
C:\P\F\8461776_HYE_P\1\REV\12_10_14\10_D-30_Rev.dwg

- 60-SERIES GENERAL NOTES
- SEE MECHANICAL DRAWINGS FOR RETAIL FREE LOUVER AREA
 - HATCH INDICATES STORM LOUVER - UNLESS OTHERWISE NOTED
 - ALL VISIBLE EXTERIOR ALUMINUM TO BE FINISH TYPE A - UNLESS OTHERWISE NOTED
 - SEE ARCHITECTURAL DRAWINGS A2-1051 & A2-1052 FOR ALL FACADE GEOMETRY WORKPOINT LOCATIONS
 - SEE FFM SERIES DRAWINGS FOR TRACK & BUTTON LAYOUTS
 - MECHANICAL AREA INTERIOR WALLS, OFFSETS, FLANGES ARE FULLY INSULATED - UNLESS OTHERWISE NOTED

**HUDSON YARDS -
RETAIL PODIUM
AND TOWER A**
300 WEST 33RD STREET
New York, NY



Client
Related Companies
60 Columbus Circle
New York, NY 10023
TEL: 212.801.1000 FAX: 212.801.1048

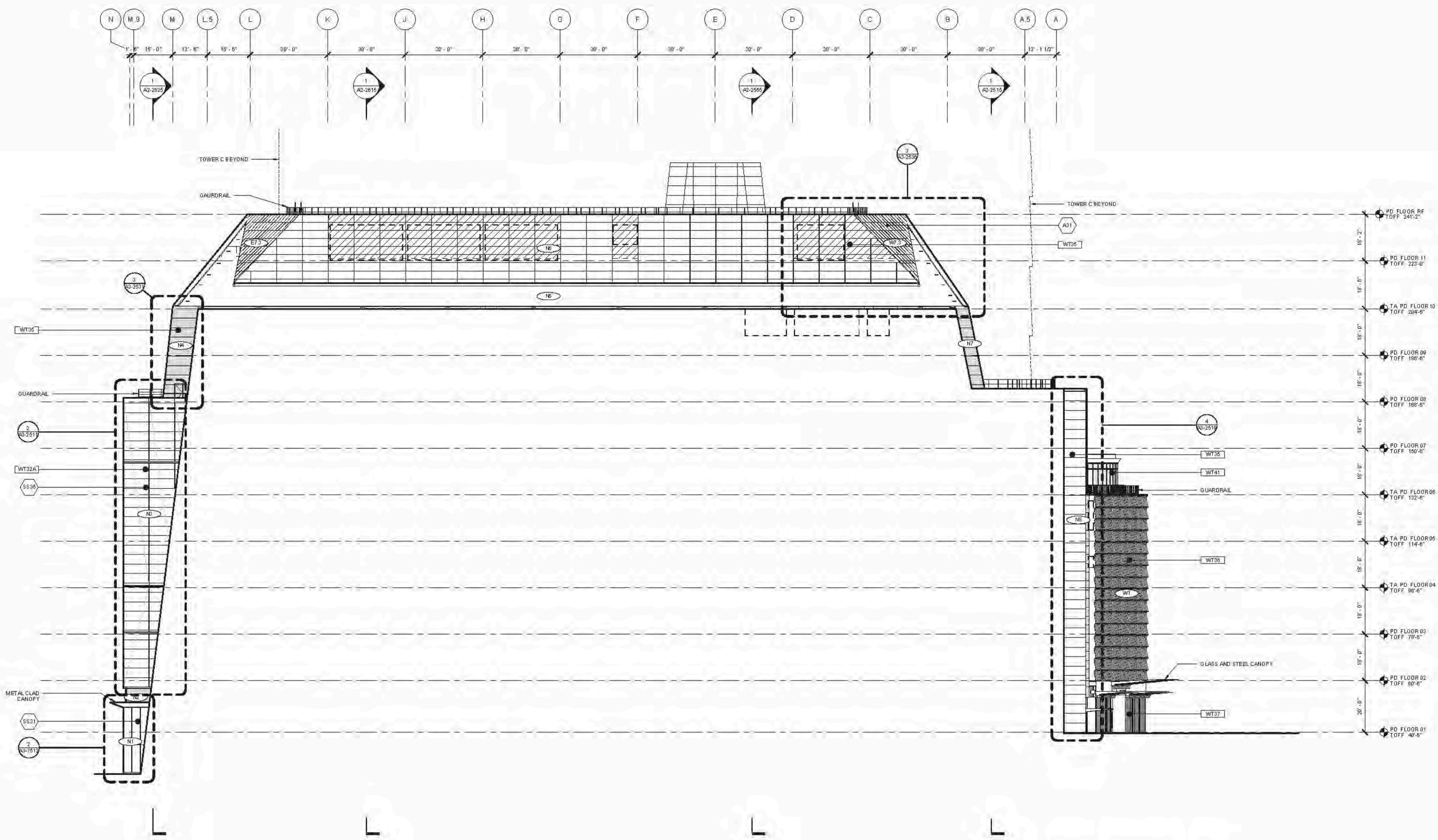
Contract Properties Group
320 Park Avenue, 17th Floor
New York, NY 10022
TEL: 212.966.7514 FAX: 212.966.7510

Architect
Kohn Pedersen Fox Associates
11 West 42nd Street
New York, New York 10036
TEL: 212.977.6000 FAX: 212.956.2526

Structural Engineer
Thomson Tomasetti, Inc.
21 Madison Avenue
New York, New York 10010
TEL: 917.661.7800 FAX: 718.661.7801

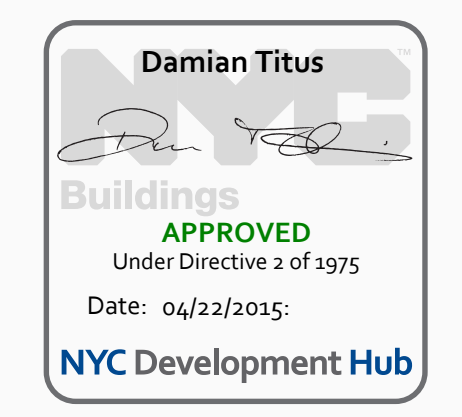
Mechanical, Electrical, Plumbing, Fire Protection
Janis Baum & Bolles Consulting Engineers
80 Pine Street
New York, NY 10013
TEL: 212.530.9300 FAX: 212.269.5894

Retail Interior Planning & Design
Ellis + Mandel
300 A Street
Boston, MA 02210
TEL: 617.426.1300



**OVERALL RETAIL PODIUM - NORTH
ELEVATION**
SCALE: 1/8" = 1'-0"

D.O.B. BUILDING PERMIT BUILDING 120020H



HYE - TA - A2-1055
**RETAIL PODIUM -
NORTH ELEVATION**

Drawing Number
A2-1055
Sheet Drawing Number
A-308.00



12/10/2014 10:48:37 AM
C:\P\F\8461575_HYE_PU\FF_ELV_201410_000_Bookman.rvt

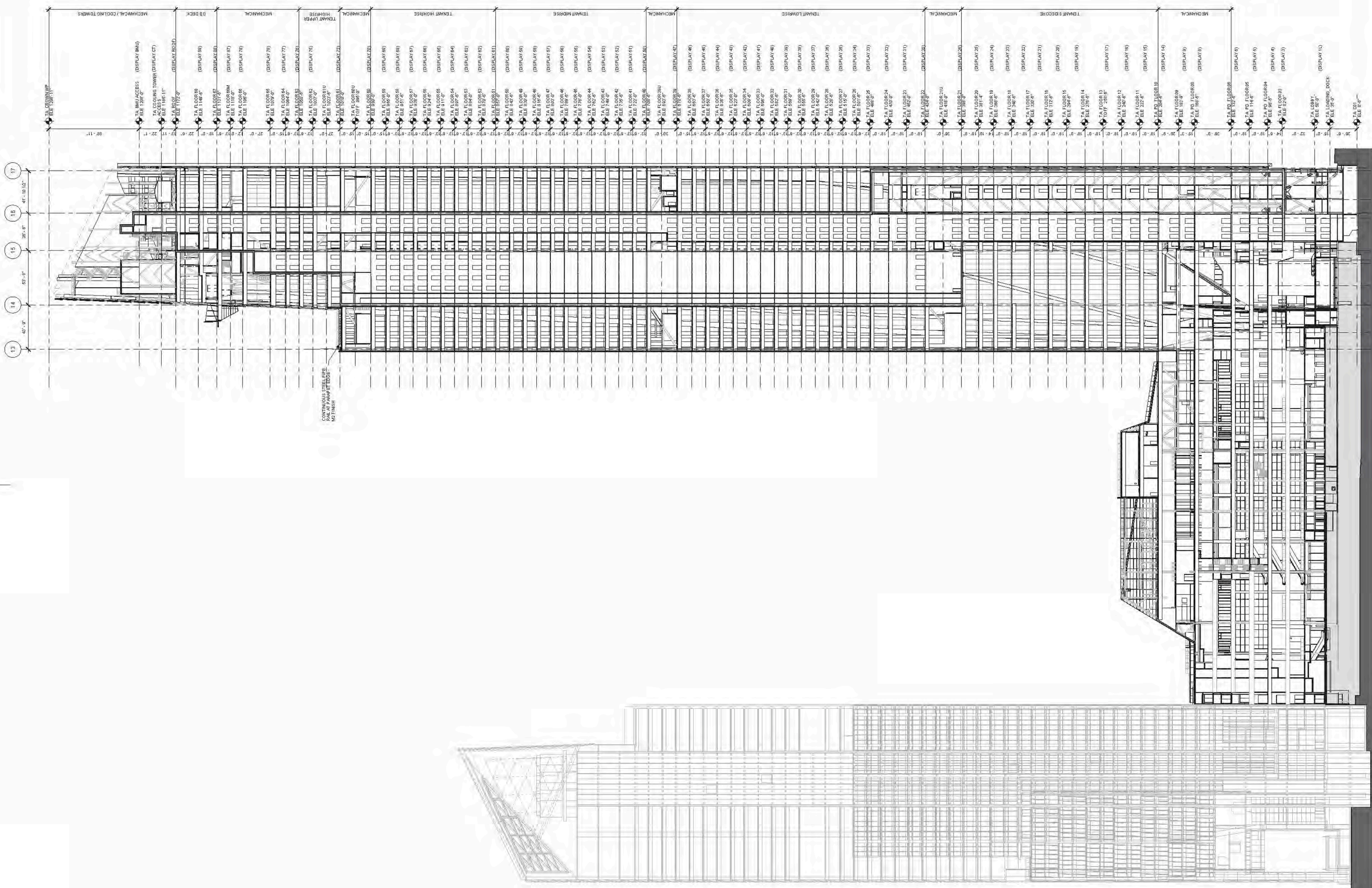


Client
Related Companies
60 Columbus Circle
New York, NY 10023
TEL: 212.801.1000

Contract
Kohn Pedersen Fox Assoc. Inc. PC
Architects & Planners
11 West 42nd Street
New York, NY 10036
TEL: 212.977.6000 FAX: 212.956.2526

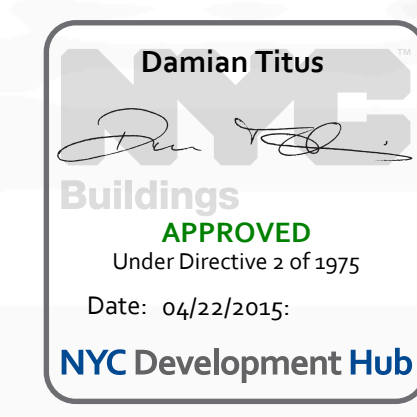
Structural Engineer
Thomson Townsend, Inc.
51 Madison Avenue
New York, NY 10010
TEL: 917.661.7800 FAX: 718.661.7801

Mechanical, Electrical, Plumbing, Fire Protection
Janis Baum & Bolles Consulting Engineers
80 Pine Street
New York, NY 10013
TEL: 212.530.9300 FAX: 212.269.5894



CONTINUOUS STEEL PIPE
AS PER FRAME EDGE

D.O.B. BUILDING PERMIT #120 12/0/2014
Date



HYE - TA - A2-2001

OVERALL BUILDING
SECTION D - LOOKING
WEST

Drawing Number
A2-2001
A-309.00



- SECTION GENERAL NOTES
- SEE MECHANICAL DRAWINGS FOR RETAIL FREE LOUVER AREA
 - HATCH INDICATES STORM LOUVER UNLESS OTHERWISE NOTED
 - ALL VISIBLE EXTERIOR ALUMINUM TO BE FINISH TYPE A1 UNLESS OTHERWISE NOTED
 - SEE ARCHITECTURAL DRAWINGS A2-001 & A2-002 FOR ALL FACADE GEOMETRY WORKPOINT LOCATIONS
 - SEE FPM SERIES DRAWINGS FOR TRACK & BUTTON LAYOUTS
 - MECHANICAL AREA INTERIOR WALLS, OFFICES, PLUMBING ARE FULLY INSULATED UNLESS OTHERWISE NOTED

**HUDSON YARDS -
RETAIL PODIUM
AND TOWER A**
300 WEST 33RD STREET
New York, NY



Client
Related Companies
60 Columbus Circle
New York, NY 10023
TEL: 212.801.1000 FAX: 212.801.1048

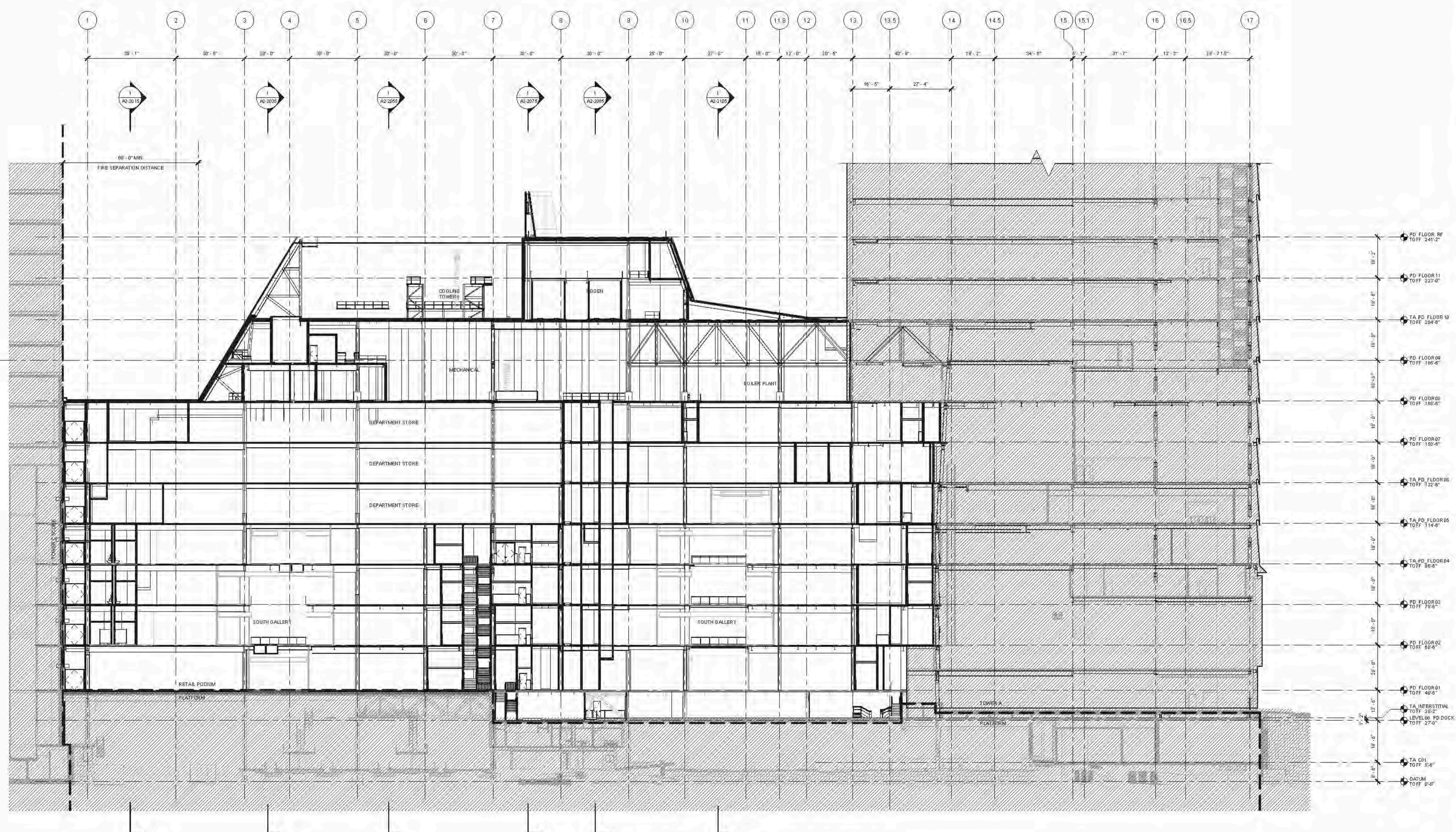
Contract Properties Group
320 Park Avenue, 17th Floor
New York, NY 10022
TEL: 212.966.7314 FAX: 212.966.7310

Architect
John Pedersen & Fox Associates
11 West 42nd Street
New York, NY 10036
TEL: 212.977.6500 FAX: 212.956.2526

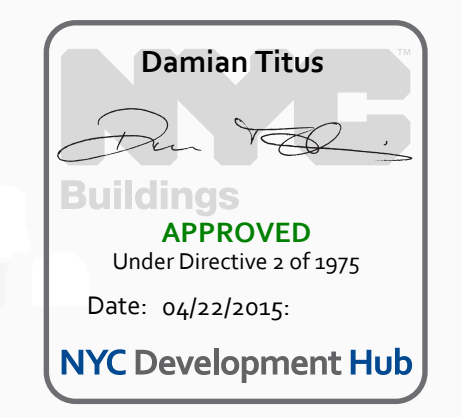
Structural Engineer
Thomson Tomasetti, Inc.
21 Madison Avenue
New York, NY 10010
TEL: 917.661.7500 FAX: 718.661.7501

Mechanical, Electrical, Plumbing, Fire Protection
James Baum & Bolles Consulting Engineers
80 Pine Street
New York, NY 10013
TEL: 212.530.9300 FAX: 212.269.5894

Retail Interior Planning & Design
Ellis + Mandell
200 A Street
Boston, MA 02210
TEL: 617.426.1300



SECTION LOOKING WEST @ GRIDLINE E.5
SCALE: 1/8" = 1'-0"



HYE - TA - A2-2555

BUILDING SECTION AT
GRID E.5

Drawing Number
A2-2555
Drawing Number
A-312.00

BUILDING SECTION AT GRID E.5
 C:\P78\A2-2555\HVE_PD_01.dwg
 12/10/2014 10:58:47 AM
 12/10/2014 10:58:47 AM
 12/10/2014 10:58:47 AM